

National Institutional Ranking Framework

Ministry of Education

Government of India

Welcome to Data Capturing System: ENGINEERING

Submitted Institute Data for NIRF'2023'

Institute Name: Bharati Vidyapeeth's College of Engineering [IR-E-C-41597]

Sanctioned (Approved) Intake

Academic Year	2021-22	2020-21	2019-20	2018-19	2017-18	2016-17
UG [4 Years Program(s)]	240	240	240	240	-	-

Total Actual Student Strength (Program(s) Offered by Your Institution)

(All programs of all years)	No. of Male Students	No. of Female Students	Total Students	Within State (Including male & female)	Outside State (Including male & female)	Outside Country (Including male & female)	Economically Backward (Including male & female)	Socially Challenged (SC+ST+OBC Including male & female)	No. of students receiving full tuition fee reimbursement from the State and Central Government	No. of students receiving full tuition fee reimbursement from Institution Funds	No. of students receiving full tuition fee reimbursement from the Private Bodies	No. of students who are not receiving full tuition fee reimbursement
UG [4 Years Program(s)]	626	209	835	797	38	0	192	428	227	0	0	393

Placement & Higher Studies

UG [4 Years Program(s)]: Placement & higher studies for previous 3 years

Academic Year	No. of first year students intake in the year	No. of first year students admitted in the year	Academic Year	No. of students admitted through Lateral entry	Academic Year	No. of students graduating in minimum stipulated time	No. of students placed	Median salary of placed graduates(Amount in Rs.)	No. of students selected for Higher Studies
2016-17	240	128	2017-18	161	2019-20	157	95	240000(TWO LAKHS FORTY THOUSAND)	2
2017-18	240	117	2018-19	145	2020-21	195	133	450000(FOUR LAKHS FIFTY THOUSAND)	4
2018-19	240	117	2019-20	117	2021-22	184	100	400000(FOUR LAKHS)	9

Ph.D Student Details

Ph.D (Student pursuing doctoral program till 2021-22 Students admitted in the academic year 2022-23 should not be entered here.)			
			Total Students
Full Time			0
Part Time			0
No. of Ph.D students graduated (including Integrated Ph.D)			
		2021-22	2020-21
Full Time			0
Part Time			0

Financial Resources: Utilised Amount for the Capital expenditure for previous 3 years

Academic Year	2021-22	2020-21	2019-20
	Utilised Amount	Utilised Amount	Utilised Amount
Annual Capital Expenditure on Academic Activities and Resources (excluding expenditure on buildings)			
Library (Books, Journals and e-Resources only)	144491 (ONE LAKH FORTY FOUR THOUSAND FOUR HUNDRED AND NINETY ONE)	148800 (ONE LAKH FORTY EIGHT THOUSAND AND EIGHT HUNDRED)	185992 (ONE LAKH EIGHTY FIVE THOUSAND NINE HUNDRED AND NINETY TWO)
New Equipment and software for Laboratories	1006890 (TEN LAKHS SIX THOUSAND EIGHT HUNDRED AND NINETY)	912799 (NINE LAKHS TWELVE THOUSAND SEVEN HUNDRED AND NINETY NINE)	750671 (SEVEN LAKHS FIFTY THOUSAND SIX HUNDRED AND SEVENTY ONE)
Engineering Workshops	8476 (EIGHT THOUSAND FOUR HUNDRED AND SEVENTY SIX)	12418 (TWELVE THOUSAND FOUR HUNDRED AND EIGHTEEN)	269667 (TWO LAKHS SIXTY NINE THOUSAND SIX HUNDRED AND SIXTY SEVEN)
Other expenditure on creation of Capital Assets (For setting up classrooms, seminar hall, conference hall , library, Lab, Engg workshops excluding expenditure on Land and Building)	1761998 (SEVENTEEN LAKHS SIXTY ONE THOUSAND NINE HUNDRED AND NINETY EIGHT)	3063492 (THIRTY LAKHS SIXTY THREE THOUSAND FOUR HUNDRED AND NINETY TWO)	2390574 (TWENTY THREE LAKHS NINETY THOUSAND FIVE HUNDRED AND SEVENTY FOUR)

Financial Resources: Utilised Amount for the Operational expenditure for previous 3 years

Academic Year	2021-22	2020-21	2019-20
	Utilised Amount	Utilised Amount	Utilised Amount
Annual Operational Expenditure			
Salaries (Teaching and Non Teaching staff)	42768417 (FOUR CRORE TWENTY SEVEN LAKHS SIXTY EIGHT THOUSAND FOUR HUNDRED AND SEVENTEEN)	39347471 (THREE CRORE NINETY THREE LAKHS FORTY SEVEN THOUSAND FOUR HUNDRED AND SEVENTY ONE)	47646435 (FOUR CRORE SEVENTY SIX LAKHS FORTY SIX THOUSAND FOUR HUNDRED AND THIRTY FIVE)
Maintenance of Academic Infrastructure or consumables and other running expenditures(excluding maintenance of hostels and allied services,rent of the building, depreciation cost, etc)	5389418 (FIFTY THREE LAKHS EIGHTY NINE THOUSAND FOUR HUNDRED AND EIGHTEEN)	8201272 (EIGHTY TWO LAKHS ONE THOUSAND TWO HUNDRED AND SEVENTY TWO)	645621 (SIX LAKHS FORTY FIVE THOUSAND SIX HUNDRED AND TWENTY ONE)
Seminars/Conferences/Workshops	51100 (FIFTY ONE THOUSAND ONE HUNDRED)	20500 (TWENTY THOUSAND FIVE HUNDRED)	98132 (NINETY EIGHT THOUSAND ONE HUNDRED AND THIRTY TWO)

IPR

Calendar year	2021	2020	2019
No. of Patents Published	17	21	5
No. of Patents Granted	1	2	0

Sponsored Research Details

Financial Year	2021-22	2020-21	2019-20
Total no. of Sponsored Projects	5	5	5
Total no. of Funding Agencies	4	4	3
Total Amount Received (Amount in Rupees)	133150	553740	153740
Amount Received in Words	ONE LAKH THIRTY THREE THOUSAND ONE HUNDRED AND FIFTY	FIVE LAKHS FIFTY THREE THOUSAND SEVEN HUNDRED AND FORTY	ONE LAKH FIFTY THREE THOUSAND SEVEN HUNDRED AND FORTY

Consultancy Project Details

Financial Year	2021-22	2020-21	2019-20
----------------	---------	---------	---------

Total no. of Consultancy Projects	0	0	0
Total no. of Client Organizations	0	0	0
Total Amount Received (Amount in Rupees)	0	0	0
Amount Received in Words	Zero	Zero	Zero

PCS Facilities: Facilities of physically challenged students

1. Do your institution buildings have Lifts/Ramps?	Yes, more than 80% of the buildings
2. Do your institution have provision for walking aids, including wheelchairs and transportation from one building to another for handicapped students?	Yes
3. Do your institution buildings have specially designed toilets for handicapped students?	Yes, more than 80% of the buildings

Faculty Details

Srno	Name	Age	Designation	Gender	Qualification	Experience (In Months)	Currently working with institution?	Joining Date	Leaving Date	Association type
1	INGOLE AVINASH MURLIDHAR	36	Assistant Professor	Male	M.Tech	108	Yes	08-11-2013	--	Regular
2	WANI LALITA KIRAN	49	Assistant Professor	Female	M.E.	276	Yes	11-12-2013	--	Regular
3	RAUT NILESH NARENDRA	35	Assistant Professor	Male	M.E.	108	Yes	11-08-2014	--	Regular
4	PAWAR SANKET SUNIL	33	Assistant Professor	Male	M.Tech	113	Yes	22-12-2015	--	Regular
5	RATHOD SATISHA TUKARAM	38	Assistant Professor	Male	M.E.	132	No	10-09-2015	01-06-2021	Regular
6	MANE ATISH BABURAO	41	Assistant Professor	Male	M.Tech	216	Yes	10-10-2016	--	Regular
7	JAIN NIDHI ANUPAM	44	Assistant Professor	Female	Ph.D	202	Yes	01-08-2017	--	Regular
8	HASARMANI TOTAPPA SHIVLINGAPPA	40	Assistant Professor	Male	Ph.D	216	Yes	01-08-2012	--	Regular
9	MOKASHI DEVDATTA KASHINATH	41	Assistant Professor	Male	M.Tech	204	Yes	01-08-2012	--	Regular
10	JADHAV VISHWAS SAMPATRAO	42	Assistant Professor	Male	Ph.D	228	Yes	01-08-2012	--	Regular
11	CHATE PARINITA JAGANNATH	39	Assistant Professor	Female	M.E.	149	Yes	16-12-2013	--	Regular
12	PATIL SUNILKUMAR RAJARAM	50	Assistant Professor	Male	M.E.	240	Yes	02-05-2014	--	Regular
13	PATIL AJIT RAJARAM	33	Assistant Professor	Male	M.Tech	120	Yes	15-12-2014	--	Regular
14	KADAM YOGESH VASANT	35	Assistant Professor	Male	M.E.	168	Yes	01-08-2015	--	Regular

15	SALUNKHE PRAMOD PANDURANG	31	Assistant Professor	Male	M.Tech	104	Yes	09-03-2016	--	Regular
16	PATIL MEGHA ADHIKRAO	32	Assistant Professor	Female	M.Tech	96	Yes	15-02-2016	--	Regular
17	PAWAR PRAJAKTA DAGADU	32	Assistant Professor	Female	M.Tech	113	Yes	29-08-2016	--	Regular
18	YADAV PRIYANKA ANKUSH	29	Assistant Professor	Female	M.E.	72	Yes	09-06-2016	--	Regular
19	KALE SIDDHANT RAJESH	31	Assistant Professor	Male	M.E.	96	No	01-07-2017	18-05-2021	Regular
20	PATIL UDAY SHANKAR	47	Assistant Professor	Male	Ph.D	276	Yes	01-08-2012	--	Regular
21	DATARKAR AVINASH ASHOK	35	Assistant Professor	Male	M.Tech	120	Yes	21-08-2012	--	Regular
22	MANE SWAPNIL CHANDRAKANT	38	Assistant Professor	Male	M.E.	144	Yes	02-01-2013	--	Regular
23	PATIL RAJENDRAKUMAR NARAYAN	52	Professor	Male	Ph.D	384	Yes	24-04-2018	--	Regular
24	SINGH NILESH RAJENDRA	34	Assistant Professor	Male	M.Tech	120	Yes	10-12-2013	--	Regular
25	CHOUDHARI LEENA PRAMOD	34	Assistant Professor	Female	M.E.	108	Yes	09-12-2013	--	Regular
26	TAMBADE SHRIDHAR SHRINIWAS	35	Assistant Professor	Male	M.Tech	137	Yes	12-01-2015	--	Regular
27	PATIL SANGRAM CHANDRAKANT	32	Assistant Professor	Male	M.E.	113	Yes	15-12-2015	--	Regular
28	KADAM SHANKAR NIVAS	30	Assistant Professor	Male	M.Tech	113	Yes	20-08-2015	--	Regular
29	BHONGALE ATUL GAUTTAM	35	Assistant Professor	Male	M.Tech	96	No	03-07-2015	30-01-2021	Regular
30	PASARKAR AMRUTA MAYUR	32	Assistant Professor	Female	M.Tech	96	Yes	17-07-2017	--	Regular
31	NATH DEEPSHIKHA PUSHKAR	39	Assistant Professor	Female	M.E.	120	Yes	06-08-2012	--	Regular
32	ATRE PRADEEP PRABHAKAR	47	Assistant Professor	Male	Ph.D	276	Yes	01-08-2012	--	Regular
33	WANI ATUL BABURAO	46	Assistant Professor	Male	M.Tech	282	Yes	26-07-2012	--	Regular
34	BALA KUMKUM ANANDKUMAR	35	Assistant Professor	Female	M.E.	108	Yes	12-11-2013	--	Regular
35	GAWHALE SWATI GOPAL	36	Assistant Professor	Female	M.E.	108	Yes	21-10-2013	--	Regular
36	KATKAR AJAY ANANDRAO	51	Assistant Professor	Male	M.E.	312	Yes	18-08-2014	--	Regular

37	NAGWASE SUBHASH YUGIRAJ	35	Assistant Professor	Male	M.Tech	108	Yes	12-12-2015	--	Regular
38	MOLAWADE MINAKSHI HANMANT	28	Assistant Professor	Female	M.S	78	Yes	01-01-2016	--	Regular
39	KADAM PRATIMA MAHADEO	31	Assistant Professor	Female	M.Tech	84	Yes	18-07-2016	--	Regular
40	DHAMONE SAGAR PARASHURAM	36	Assistant Professor	Male	M.Tech	168	Yes	18-08-2016	--	Regular
41	RAHATE PRAMOD GANPATRAO	49	Associate Professor	Male	M.E.	300	Yes	12-07-2017	--	Regular
42	KALE YOGESH SAMPATRAO	39	Assistant Professor	Male	Ph.D	216	Yes	01-08-2012	--	Regular
43	BHARDWAJ SHIKHA AKASH	41	Assistant Professor	Female	Ph.D	228	Yes	23-07-2012	--	Regular
44	DHANKE JYOTI ATUL	46	Assistant Professor	Female	Ph.D	252	Yes	01-08-2012	--	Regular
45	PATKAR UDAY CHANDRAKANT	41	Assistant Professor	Male	Ph.D	228	Yes	01-08-2012	--	Regular
46	NEERAJ ARUN GANGURDE	30	Assistant Professor	Male	M.E.	113	Yes	14-12-2019	--	Regular
47	SWATI ANIL SHENGANE	29	Assistant Professor	Female	M.E.	90	Yes	14-12-2019	--	Regular
48	LAXMIPRIYA PUNDLIK PUDAGE	28	Assistant Professor	Female	M.E.	90	Yes	14-12-2019	--	Regular
49	SAGAR ARVIND KALE	32	Assistant Professor	Male	M.E.	36	Yes	15-03-2022	--	Adhoc / Contractual
50	AJINKYA SURESH HASABE	28	Assistant Professor	Male	M.E.	90	Yes	15-12-2020	--	Adhoc / Contractual
51	SHRIKANT RAMCHANDRA SUTAR	35	Assistant Professor	Male	M.E.	120	Yes	10-03-2022	--	Adhoc / Contractual
52	AISHWARYA SAGAR PATHAK	27	Assistant Professor	Female	M.E.	16	Yes	22-01-2022	--	Adhoc / Contractual
53	PRASHANT SHIVAJI KADAM	34	Assistant Professor	Male	M.Sc.	72	Yes	24-01-2022	--	Adhoc / Contractual
54	NEHA SAMEER SHAHARE	39	Associate Professor	Female	Ph.D	204	Yes	16-02-2022	--	Adhoc / Contractual

National Institutional Ranking Framework

Ministry of Education

Government of India

Welcome to Data Capturing System: ENGINEERING

Submitted Institute Data for NIRF'2022'

Institute Name: Bharati Vidyapeeth's College of Engineering [IR-E-C-41597]

Sanctioned (Approved) Intake

Academic Year	2020-21	2019-20	2018-19	2017-18	2016-17	2015-16
UG [4 Years Program(s)]	240	240	240	240	-	-

Total Actual Student Strength (Program(s) Offered by Your Institution)

(All programs of all years)	No. of Male Students	No. of Female Students	Total Students	Within State (Including male & female)	Outside State (Including male & female)	Outside Country (Including male & female)	Economically Backward (Including male & female)	Socially Challenged (SC+ST+OBC Including male & female)	No. of students receiving full tuition fee reimbursement from the State and Central Government	No. of students receiving full tuition fee reimbursement from Institution Funds	No. of students receiving full tuition fee reimbursement from the Private Bodies	No. of students who are not receiving full tuition fee reimbursement
UG [4 Years Program(s)]	682	186	868	822	46	0	194	488	219	0	0	463

Placement & Higher Studies

UG [4 Years Program(s)]: Placement & higher studies for previous 3 years

Academic Year	No. of first year students intake in the year	No. of first year students admitted in the year	Academic Year	No. of students admitted through Lateral entry	Academic Year	No. of students graduating in minimum stipulated time	No. of students placed	Median salary of placed graduates(Amount in Rs.)	No. of students selected for Higher Studies
2015-16	300	98	2016-17	168	2018-19	118	98	264000(TWO LAKHS SIXTY FOUR THOUSAND)	14
2016-17	240	128	2017-18	161	2019-20	157	95	240000(TWO LAKHS FORTY THOUSAND)	2
2017-18	240	117	2018-19	145	2020-21	195	133	450000(FOUR LAKHS FIFTY THOUSAND)	4

Ph.D Student Details

Ph.D (Student pursuing doctoral program till 2020-21 Students admitted in the academic year 2020-21 should not be entered here.)				
			Total Students	
Full Time			0	
Part Time			0	
No. of Ph.D students graduated (including Integrated Ph.D)				
		2020-21	2019-20	2018-19
Full Time		0	0	0
Part Time		0	0	0

Financial Resources: Utilised Amount for the Capital expenditure for previous 3 years

Academic Year	2020-21	2019-20	2018-19
	Utilised Amount	Utilised Amount	Utilised Amount
Annual Capital Expenditure on Academic Activities and Resources (excluding expenditure on buildings)			
Library (Books, Journals and e-Resources only)	148800 (ONE LAKH FORTY EIGHT THOUSAND AND EIGHT HUNDRED)	185992 (ONE LAKH EIGHTY FIVE THOUSAND NINE HUNDRED AND NINETY TWO)	321805 (THREE LAKHS TWENTY ONE THOUSAND EIGHT HUNDRED AND FIVE)
New Equipment and software for Laboratories	912799 (NINE LAKHS TWELVE THOUSAND SEVEN HUNDRED AND NINETY NINE)	750671 (SEVEN LAKHS FIFTY THOUSAND SIX HUNDRED AND SEVENTY ONE)	2699340 (TWENTY SIX LAKHS NINETY NINE THOUSAND THREE HUNDRED AND FORTY)
Engineering Workshops	12418 (TWELVE THOUSAND FOUR HUNDRED AND EIGHTEEN)	269667 (TWO LAKHS SIXTY NINE THOUSAND SIX HUNDRED AND SIXTY SEVEN)	1828740 (EIGHTEEN LAKHS TWENTY EIGHT THOUSAND SEVEN HUNDRED AND FORTY)
Other expenditure on creation of Capital Assets (For setting up classrooms, seminar hall, conference hall , library, Lab, Engg workshops excluding expenditure on Land and Building)	3063492 (THIRTY LAKHS SIXTY THREE THOUSAND FOUR HUNDRED AND NINETY TWO)	2390574 (TWENTY THREE LAKHS NINETY THOUSAND FIVE HUNDRED AND SEVENTY FOUR)	2100568 (TWENTY ONE LAKHS FIVE HUNDRED AND SIXTY EIGHT)

Financial Resources: Utilised Amount for the Operational expenditure for previous 3 years

Academic Year	2020-21	2019-20	2018-19
	Utilised Amount	Utilised Amount	Utilised Amount
Annual Operational Expenditure			
Salaries (Teaching and Non Teaching staff)	39347471 (THREE CRORE NINETY THREE LAKHS FORTY SEVEN THOUSAND FOUR HUNDRED AND SEVENTY ONE)	47646435 (FOUR CRORE SEVENTY SIX LAKHS FORTY SIX THOUSAND FOUR HUNDRED AND THIRTY FIVE)	42699885 (FOUR CRORE SEVENTY SIX LAKHS FORTY SIX THOUSAND FOUR HUNDRED AND THIRTY FIVE)
Maintenance of Academic Infrastructure or consumables and other running expenditures(excluding maintenance of hostels and allied services,rent of the building, depreciation cost, etc)	8201272 (EIGHTY TWO LAKHS ONE THOUSAND TWO HUNDRED AND SEVENTY TWO)	645621 (SIX LAKHS FORTY FIVE THOUSAND SIX HUNDRED AND TWENTY ONE)	3365038 (THIRTY THREE LAKHS SIXTY FIVE THOUSAND AND THIRTY EIGHT)
Seminars/Conferences/Workshops	20500 (TWENTY THOUSAND FIVE HUNDRED)	98132 (NINETY EIGHT THOUSAND ONE HUNDRED AND THIRTY TWO)	176708 (ONE LAKH SEVENTY SIX THOUSAND SEVEN HUNDRED AND EIGHT)

IPR

Calendar year	2020	2019	2018
No. of Patents Published	14	4	6
No. of Patents Granted	3	0	0

Sponsored Research Details

Financial Year	2020-21	2019-20	2018-19
Total no. of Sponsored Projects	5	5	4
Total no. of Funding Agencies	4	3	3
Total Amount Received (Amount in Rupees)	553740	153740	113570
Amount Received in Words	FIVE LAKHS FIFTY THREE THOUSAND SEVEN HUNDRED AND FORTY	ONE LAKH FIFTY THREE THOUSAND SEVEN HUNDRED AND FORTY	ONE LAKH THIRTEEN THOUSAND SEVEN HUNDRED AND FIFTY

Consultancy Project Details

Financial Year	2020-21	2019-20	2018-19
----------------	---------	---------	---------

Total no. of Consultancy Projects	0	0	2
Total no. of Client Organizations	0	0	2
Total Amount Received (Amount in Rupees)	0	0	48709
Amount Received in Words	Zero	Zero	FORTY EIGHT THOUSAND SEVEN HUNDRED AND NINE

PCS Facilities: Facilities of physically challenged students

1. Do your institution buildings have Lifts/Ramps?	Yes, more than 80% of the buildings
2. Do your institution have provision for walking aids, including wheelchairs and transportation from one building to another for handicapped students?	Yes
3. Do your institution buildings have specially designed toilets for handicapped students?	Yes, more than 80% of the buildings

Faculty Details

Srno	Name	Age	Designation	Gender	Qualification	Experience (In Months)	Currently working with institution?	Joining Date	Leaving Date	Association type
1	INGOLE AVINASH MURLIDHAR	35	Assistant Professor	Male	M.Tech	96	Yes	08-11-2013	--	Regular
2	WANI LALITA KIRAN	48	Assistant Professor	Female	M.E.	264	Yes	11-12-2013	--	Regular
3	RAUT NILESH NARENDRA	34	Assistant Professor	Male	M.E.	96	Yes	11-08-2014	--	Regular
4	PAWAR SANKET SUNIL	32	Assistant Professor	Male	M.Tech	101	Yes	22-12-2015	--	Regular
5	RATHOD SATISHA TUKARAM	37	Assistant Professor	Male	M.E.	120	Yes	10-09-2015	--	Regular
6	MANE ATISH BABURAO	40	Assistant Professor	Male	M.Tech	204	Yes	10-10-2016	--	Regular
7	JAIN NIDHI ANUPAM	43	Assistant Professor	Female	Ph.D	190	Yes	01-08-2017	--	Regular
8	HASARMANI TOTAPPA SHIVLINGAPPA	39	Assistant Professor	Male	M.Tech	204	Yes	01-08-2012	--	Regular
9	MOKASHI DEVDATTA KASHINATH	40	Assistant Professor	Male	M.Tech	192	Yes	01-08-2012	--	Regular
10	JADHAV VISHWAS SAMPATRAO	41	Assistant Professor	Male	M.E.	216	Yes	01-08-2012	--	Regular
11	CHATE PARINITA JAGANNATH	38	Assistant Professor	Female	M.E.	137	Yes	16-12-2013	--	Regular
12	PATIL SUNILKUMAR RAJARAM	49	Assistant Professor	Male	M.E.	228	Yes	02-05-2014	--	Regular
13	PATIL AJIT RAJARAM	32	Assistant Professor	Male	M.Tech	108	Yes	15-12-2014	--	Regular
14	KADAM YOGESH VASANT	34	Assistant Professor	Male	M.E.	156	Yes	01-08-2015	--	Regular

15	SALUNKHE PRAMOD PANDURANG	30	Assistant Professor	Male	M.Tech	92	Yes	09-03-2016	--	Regular
16	PATIL MEGHA ADHIKRAO	31	Assistant Professor	Female	M.Tech	84	Yes	15-02-2016	--	Regular
17	PAWAR PRAJAKTA DAGADU	31	Assistant Professor	Female	M.Tech	101	Yes	29-08-2016	--	Regular
18	YADAV PRIYANKA ANKUSH	28	Assistant Professor	Female	M.E.	60	Yes	09-06-2016	--	Regular
19	KALE SIDDHANT RAJESH	30	Assistant Professor	Male	M.E.	84	Yes	01-07-2017	--	Regular
20	PATIL UDAY SHANKAR	46	Assistant Professor	Male	M.Tech	264	Yes	01-08-2012	--	Regular
21	DATARKAR AVINASH ASHOK	34	Assistant Professor	Male	M.Tech	108	Yes	21-08-2012	--	Regular
22	MANE SWAPNIL CHANDRAKANT	37	Assistant Professor	Male	M.E.	132	Yes	02-01-2013	--	Regular
23	PATIL RAJENDRAKUMAR NARAYAN	51	Professor	Male	Ph.D	372	Yes	24-04-2018	--	Regular
24	SINGH NILESH RAJENDRA	33	Assistant Professor	Male	M.Tech	108	Yes	10-12-2013	--	Regular
25	CHODHARI LEENA PRAMOD	33	Assistant Professor	Female	M.E.	96	Yes	09-12-2013	--	Regular
26	TAMBADE SHRIDHAR SHRINIWAS	34	Assistant Professor	Male	M.Tech	125	Yes	12-01-2015	--	Regular
27	PATIL SANGRAM CHANDRAKANT	31	Assistant Professor	Male	M.E.	101	Yes	15-12-2015	--	Regular
28	KADAM SHANKAR NIVAS	29	Assistant Professor	Male	M.Tech	101	Yes	20-08-2015	--	Regular
29	BHONGALE ATUL GAUTTAM	34	Assistant Professor	Male	M.Tech	84	Yes	03-07-2015	--	Regular
30	PASARKAR AMRUTA MAYUR	31	Assistant Professor	Female	M.Tech	84	Yes	17-07-2017	--	Regular
31	NATH DEEPSHIKHA PUSHKAR	38	Assistant Professor	Female	M.E.	108	Yes	06-08-2012	--	Regular
32	ATRE PRADEEP PRABHAKAR	46	Assistant Professor	Male	Ph.D	264	Yes	01-08-2012	--	Regular
33	WANI ATUL BABURAO	45	Assistant Professor	Male	M.Tech	270	Yes	26-07-2012	--	Regular
34	BALA KUMKUM ANANDKUMAR	34	Assistant Professor	Female	M.E.	96	Yes	12-11-2013	--	Regular
35	GAWHALE SWATI GOPAL	35	Assistant Professor	Female	M.E.	96	Yes	21-10-2013	--	Regular
36	KATKAR AJAY ANANDRAO	50	Assistant Professor	Male	M.E.	300	Yes	18-08-2014	--	Regular

37	NAGWASE SUBHASH YUGIRAJ	34	Assistant Professor	Male	M.Tech	96	Yes	12-12-2015	--	Regular
38	MOLAWADE MINAKSHI HANMANT	27	Assistant Professor	Female	M.S	66	Yes	01-01-2016	--	Regular
39	KADAM PRATIMA MAHADEO	30	Assistant Professor	Female	M.Tech	72	Yes	18-07-2016	--	Regular
40	DHAMONE SAGAR PARASHURAM	35	Assistant Professor	Male	M.Tech	156	Yes	18-08-2016	--	Regular
41	RAHATE PRAMOD GANPATRAO	48	Associate Professor	Male	M.E.	288	Yes	12-07-2017	--	Regular
42	KALE YOGESH SAMPATRAO	38	Assistant Professor	Male	M.Tech	204	Yes	01-08-2012	--	Regular
43	BHARDWAJ SHIKHA AKASH	40	Assistant Professor	Female	Ph.D	216	Yes	23-07-2012	--	Regular
44	DHANKE JYOTI ATUL	45	Assistant Professor	Female	Ph.D	240	Yes	01-08-2012	--	Regular
45	PATKAR UDAY CHANDRAKANT	40	Assistant Professor	Male	Ph.D	216	Yes	01-08-2012	--	Regular
46	NEERAJ ARUN GANGURDE	29	Assistant Professor	Male	M.E.	101	Yes	14-12-2019	--	Regular
47	SWATI ANIL SHENGANE	28	Assistant Professor	Female	M.E.	78	Yes	14-12-2019	--	Regular
48	LAXMIPRIYA PUNDLIK PUDAGE	27	Assistant Professor	Female	M.E.	78	Yes	14-12-2019	--	Regular

National Institutional Ranking Framework

Ministry of Education

Government of India

Welcome to Data Capturing System: ENGINEERING

Submitted Institute Data for NIRF'2021'

Institute Name: Bharati Vidyapeeth's College of Engineering [IR-E-C-41597]

Sanctioned (Approved) Intake

Academic Year	2019-20	2018-19	2017-18	2016-17	2015-16	2014-15
UG [4 Years Program(s)]	240	240	240	240	-	-

Total Actual Student Strength (Program(s) Offered by Your Institution)

(All programs of all years)	No. of Male Students	No. of Female Students	Total Students	Within State (Including male & female)	Outside State (Including male & female)	Outside Country (Including male & female)	Economically Backward (Including male & female)	Socially Challenged (SC+ST+OBC Including male & female)	No. of students receiving full tuition fee reimbursement from the State and Central Government	No. of students receiving full tuition fee reimbursement from Institution Funds	No. of students receiving full tuition fee reimbursement from the Private Bodies	No. of students who are not receiving full tuition fee reimbursement
UG [4 Years Program(s)]	659	167	826	781	45	0	192	406	167	0	0	431

Placement & Higher Studies

UG [4 Years Program(s)]: Placement & higher studies for previous 3 years

Academic Year	No. of first year students intake in the year	No. of first year students admitted in the year	Academic Year	No. of students admitted through Lateral entry	Academic Year	No. of students graduating in minimum stipulated time	No. of students placed	Median salary of placed graduates(Amount in Rs.)	No. of students selected for Higher Studies
2014-15	300	107	2015-16	159	2017-18	120	63	213000(TWO LAKHS THIRTEEN THOUSAND ONLY)	12
2015-16	300	98	2016-17	168	2018-19	118	98	264000(TWO LAKHS SIXTY FOUR THOUSAND)	14
2016-17	240	128	2017-18	161	2019-20	157	95	240000(TWO LAKHS FORTY THOUSAND)	2

Ph.D Student Details

Ph.D (Student pursuing doctoral program till 2019-20 Students admitted in the academic year 2020-21 should not be entered here.)			
			Total Students
Full Time			0
Part Time			0
No. of Ph.D students graduated (including Integrated Ph.D)			
		2019-20	2018-19
Full Time		0	0

Part Time	0	0	0
-----------	---	---	---

Financial Resources: Utilised Amount for the Capital expenditure for previous 3 years

Academic Year	2019-20	2018-19	2017-18
	Utilised Amount	Utilised Amount	Utilised Amount
Annual Capital Expenditure on Academic Activities and Resources (excluding expenditure on buildings)			
Library (Books, Journals and e-Resources only)	185992 (ONE LAKH EIGHTY FIVE THOUSAND NINE HUNDRED AND NINETY TWO)	321805 (THREE LAKHS TWENTY ONE THOUSAND EIGHT HUNDRED AND FIVE)	415013 (FOUR LAKHS FIFTY THREE THOUSAND AND THIRTEEN)
New Equipment and software for Laboratories	750671 (SEVEN LAKHS FIFTY THOUSAND SIX HUNDRED AND SEVENTY ONE)	2699340 (TWENTY SIX LAKHS NINETY NINE THOUSAND THREE HUNDRED AND FORTY)	1753917 (SEVENTEEN LAKHS FIFTY THREE THOUSAND NINE HUNDRED AND SEVENTEEN)
Engineering Workshops	269667 (TWO LAKHS SIXTY NINE THOUSAND SIX HUNDRED AND SIXTY SEVEN)	1828740 (EIGHTEEN LAKHS TWENTY EIGHT THOUSAND SEVEN HUNDRED AND FORTY)	125649 (ONE LAKH TWENTY FIVE THOUSAND SIX HUNDRED AND FORTY NINE)
Other expenditure on creation of Capital Assets (For setting up classrooms, seminar hall, conference hall , library, Lab, Engg workshops excluding expenditure on Land and Building)	2390574 (TWENTY THREE LAKHS NINETY THOUSAND FIVE HUNDRED AND SEVENTY FOUR)	2100568 (TWENTY ONE LAKHS FIVE HUNDRED AND SIXTY EIGHT)	26651484 (TWO CRORE SIXTY SIX LAKHS FIFTY ONE THOUSAND FOUR HUNDRED AND EIGHTY FOUR)

Financial Resources: Utilised Amount for the Operational expenditure for previous 3 years

Academic Year	2019-20	2018-19	2017-18
	Utilised Amount	Utilised Amount	Utilised Amount
Annual Operational Expenditure			
Salaries (Teaching and Non Teaching staff)	47646435 (FOUR CRORE SEVENTY SIX LAKHS FORTY SIX THOUSAND FOUR HUNDRED AND THIRTY FIVE)	42699885 (FOUR CRORE TWENTY SIX LAKHS NINETY NINE THOUSAND EIGHT HUNDRED AND EIGHTY FIVE)	42411045 (FOUR CRORE TWENTY FOUR LAKHS ELEVEN THOUSAND AND FORTY FIVE)
Maintenance of Academic Infrastructure or consumables and other running expenditures(excluding maintenance of hostels and allied services,rent of the building, depreciation cost, etc)	645621 (SIX LAKHS FORTY FIVE THOUSAND SIX HUNDRED AND TWENTY ONE)	3365038 (THIRTY THREE LAKHS SIXTY FIVE THOUSAND AND THIRTY EIGHT)	2082990 (TWENTY LAKHS EIGHTY THOUSAND NINE HUNDRED AND NINETY)
Seminars/Conferences/Workshops	98132 (NINETY EIGHT THOUSAND ONE HUNDRED AND THIRTY TWO)	176708 (ONE LAKH SEVENTY SIX THOUSAND SEVEN HUNDRED AND EIGHT)	176286 (ONE LAKH SEVENTY SIX THOUSAND TWO HUNDRED AND EIGHTY SIX)

IPR

Calendar year	2019	2018	2017
No. of Patents Published	7	9	1
No. of Patents Granted	0	0	0

Sponsored Research Details

Financial Year	2019-20	2018-19	2017-18
Total no. of Sponsored Projects	5	4	6
Total no. of Funding Agencies	3	3	5
Total Amount Received (Amount in Rupees)	153740	113750	561950
Amount Received in Words	ONE LAKH FIFTY THREE THOUSAND SEVEN HUNDRED AND FORTY	ONE LAKH THIRTEEN THOUSAND SEVEN HUNDRED AND FIFTY	FIVE LAKHS SIXTY ONE THOUSAND NINE HUNDRED AND FIFTY

Consultancy Project Details

Financial Year	2019-20	2018-19	2017-18
Total no. of Consultancy Projects	0	2	1
Total no. of Client Organizations	0	2	1
Total Amount Received (Amount in Rupees)	0	48709	8000
Amount Received in Words	Zero	FORTY EIGHT THOUSAND SEVEN HUNDRED AND NINE	EIGHT THOUSAND

PCS Facilities: Facilities of physically challenged students

1. Do your institution buildings have Lifts/Ramps?	Yes, more than 80% of the buildings
2. Do your institution have provision for walking aids, including wheelchairs and transportation from one building to another for handicapped students?	Yes
3. Do your institution buildings have specially designed toilets for handicapped students?	Yes, more than 80% of the buildings

Faculty Details

Srno	Name	Age	Designation	Gender	Qualification	Experience (In Months)	Is Associated Last Year	Currently working with institution?	Joining Date	Leaving Date	Association type
1	INGOLE AVINASH MURLIDHAR	34	Assistant Professor	Male	M.Tech	84	Yes	Yes	08-11-2013	--	Regular
2	WANI LALITA KIRAN	47	Assistant Professor	Female	M.E.	252	Yes	Yes	11-12-2013	--	Regular
3	RAUT NILESH NARENDRA	33	Assistant Professor	Male	M.E.	84	Yes	Yes	11-08-2014	--	Regular
4	PAWAR SANKET SUNIL	31	Assistant Professor	Male	M.Tech	89	Yes	Yes	22-12-2015	--	Regular
5	RATHOD SATISHA TUKARAM	36	Assistant Professor	Male	M.E.	108	Yes	Yes	10-09-2015	--	Regular
6	MANE ATISH BABURAO	39	Assistant Professor	Male	M.Tech	192	Yes	Yes	10-10-2016	--	Regular
7	JAIN NIDHI ANUPAM	42	Assistant Professor	Female	Ph.D	178	Yes	Yes	01-08-2017	--	Regular
8	HASARMANI TOTAPPA SHIVLINGAPPA	38	Assistant Professor	Male	M.Tech	192	Yes	Yes	01-08-2012	--	Regular
9	MOKASHI DEVDATTA KASHINATH	39	Assistant Professor	Male	M.Tech	180	Yes	Yes	01-08-2012	--	Regular
10	JADHAV VISHWAS SAMPATRAO	40	Assistant Professor	Male	M.E.	204	Yes	Yes	01-08-2012	--	Regular
11	CHATE PARINITA JAGANNATH	37	Assistant Professor	Female	M.E.	125	Yes	Yes	16-12-2013	--	Regular
12	PATIL SUNILKUMAR RAJARAM	48	Assistant Professor	Male	M.E.	216	Yes	Yes	02-05-2014	--	Regular

13	PATIL AJIT RAJARAM	31	Assistant Professor	Male	M.Tech	96	Yes	Yes	15-12-2014	--	Regular
14	KADAM YOGESH VASANT	33	Assistant Professor	Male	M.E.	144	Yes	Yes	01-08-2015	--	Regular
15	SALUNKHE PRAMOD PANDURANG	29	Assistant Professor	Male	M.Tech	80	Yes	Yes	09-03-2016	--	Regular
16	PATIL MEGHA ADHIKRAO	30	Assistant Professor	Female	M.Tech	72	Yes	Yes	15-02-2016	--	Regular
17	PAWAR PRAJAKTA DAGADU	30	Assistant Professor	Female	M.Tech	89	Yes	Yes	29-08-2016	--	Regular
18	YADAV PRIYANKA ANKUSH	27	Assistant Professor	Female	M.E.	48	Yes	Yes	09-06-2016	--	Regular
19	KALE SIDDHANT RAJESH	29	Assistant Professor	Male	M.E.	72	Yes	Yes	01-07-2017	--	Regular
20	PATIL UDAY SHANKAR	45	Assistant Professor	Male	M.Tech	252	Yes	Yes	01-08-2012	--	Regular
21	DATARKAR AVINASH ASHOK	33	Assistant Professor	Male	M.Tech	96	Yes	Yes	21-08-2012	--	Regular
22	MANE SWAPNIL CHANDRAKANT	36	Assistant Professor	Male	M.E.	120	Yes	Yes	02-01-2013	--	Regular
23	PATIL RAJENDRAKUMAR NARAYAN	50	Professor	Male	Ph.D	360	Yes	Yes	24-04-2018	--	Regular
24	SINGH NILESH RAJENDRA	32	Assistant Professor	Male	M.Tech	96	Yes	Yes	10-12-2013	--	Regular
25	CHOUDHARI LEENA PRAMOD	32	Assistant Professor	Female	M.E.	84	Yes	Yes	09-12-2013	--	Regular
26	TAMBADE SHRIDHAR SHRINIWAS	33	Assistant Professor	Male	M.Tech	113	Yes	Yes	12-01-2015	--	Regular
27	PATIL SANGRAM CHANDRAKANT	30	Assistant Professor	Male	M.E.	89	Yes	Yes	15-12-2015	--	Regular
28	KADAM SHANKAR NIVAS	28	Assistant Professor	Male	M.Tech	89	Yes	Yes	20-08-2015	--	Regular
29	BHONGALE ATUL GAUTTAM	33	Assistant Professor	Male	M.Tech	72	Yes	Yes	03-07-2015	--	Regular
30	PASARKAR AMRUTA MAYUR	30	Assistant Professor	Female	M.Tech	72	Yes	Yes	17-07-2017	--	Regular
31	NATH DEEPSHIKHA PUSHKAR	37	Assistant Professor	Female	M.E.	96	Yes	Yes	06-08-2012	--	Regular
32	ATRE PRADEEP PRABHAKAR	45	Assistant Professor	Male	Ph.D	252	Yes	Yes	01-08-2012	--	Regular
33	WANI ATUL BABURAO	44	Assistant Professor	Male	M.Tech	258	Yes	Yes	26-07-2012	--	Regular
34	BALA KUMKUM ANANDKUMAR	33	Assistant Professor	Female	M.E.	84	Yes	Yes	12-11-2013	--	Regular

35	GAWHALE SWATI GOPAL	34	Assistant Professor	Female	M.E.	84	Yes	Yes	21-10-2013	--	Regular
36	KATKAR AJAY ANANDRAO	49	Assistant Professor	Male	M.E.	288	Yes	Yes	18-08-2014	--	Regular
37	NAGWASE SUBHASH YUGIRAJ	33	Assistant Professor	Male	M.Tech	84	Yes	Yes	12-12-2015	--	Regular
38	MOLAWADE MINAKSHI HANMANT	26	Assistant Professor	Female	M.S	54	Yes	Yes	01-01-2016	--	Regular
39	KADAM PRATIMA MAHADEO	29	Assistant Professor	Female	M.Tech	60	Yes	Yes	18-07-2016	--	Regular
40	DHAMONE SAGAR PARASHURAM	34	Assistant Professor	Male	M.Tech	144	Yes	Yes	18-08-2016	--	Regular
41	RAHATE PRAMOD GANPATRAO	47	Associate Professor	Male	M.E.	276	Yes	Yes	12-07-2017	--	Regular
42	KALE YOGESH SAMPATRAO	37	Assistant Professor	Male	M.Tech	192	Yes	Yes	01-08-2012	--	Regular
43	BHARDWAJ SHIKHA AKASH	39	Assistant Professor	Female	Ph.D	204	Yes	Yes	23-07-2012	--	Regular
44	DHANKE JYOTI ATUL	44	Assistant Professor	Female	M. Phil	228	Yes	Yes	01-08-2012	--	Regular
45	PATKAR UDAY CHANDRAKANT	39	Assistant Professor	Male	M.Tech	204	Yes	Yes	01-08-2012	--	Regular
46	NEERAJ ARUN GANGURDE	28	Assistant Professor	Male	M.E.	89	Yes	Yes	14-12-2019	--	Regular
47	SWATI ANIL SHENGANE	27	Assistant Professor	Female	M.E.	66	Yes	Yes	14-12-2019	--	Regular
48	LAXMIPRIYA PUNDLIK PUDAGE	26	Assistant Professor	Female	M.E.	66	Yes	Yes	14-12-2019	--	Regular

National Institutional Ranking Framework

Ministry of Human Resource Development

Government of India

Welcome to Data Capturing System: ENGINEERING

Submitted Institute Data for NIRF'2020'

Institute Name: Bharati Vidyapeeth's College of Engineering [IR-E-C-41597]

Sanctioned (Approved) Intake

Academic Year	2018-19	2017-18	2016-17	2015-16	2014-15	2013-14
UG [4 Years Program(s)]	240	240	240	300	-	-

Total Actual Student Strength (Program(s) Offered by Your Institution)

(All programs of all years)	No. of Male Students	No. of Female Students	Total Students	Within State (Including male & female)	Outside State (Including male & female)	Outside Country (Including male & female)	Economically Backward (Including male & female)	Socially Challenged (SC+ST+OBC Including male & female)	No. of students receiving full tuition fee reimbursement from the State and Central Government	No. of students receiving full tuition fee reimbursement from Institution Funds	No. of students receiving full tuition fee reimbursement from the Private Bodies	No. of students who are not receiving full tuition fee reimbursement
UG [4 Years Program(s)]	701	144	845	789	56	0	202	260	173	0	0	289

Placement & Higher Studies

UG [4 Years Program(s)]: Placement & higher studies for previous 3 years

Academic Year	No. of first year students intake in the year	No. of first year students admitted in the year	Academic Year	No. of students admitted through Lateral entry	Academic Year	No. of students graduating in minimum stipulated time	No. of students placed	Median salary of placed graduates(Amount in Rs.)	No. of students selected for Higher Studies
2013-14	300	115	2014-15	197	2016-17	192	77	210000(TWO LACS TEN THOUSAND)	12
2014-15	300	107	2015-16	159	2017-18	120	63	213000(TWO LACS THIRTEEN THOUSAND)	10
2015-16	300	98	2016-17	168	2018-19	118	98	264000(TWO LACS SIXTY FOUR THOUSAND)	14

Ph.D Student Details

Ph.D (Student pursuing doctoral program till 2017-18; Students admitted in the academic year 2018-19 should not be entered here.)				
			Total Students	
Full Time			0	
Part Time			0	
No. of Ph.D students graduated (including Integrated Ph.D)				
		2018-19	2017-18	2016-17
Full Time		0	0	0

Part Time	0	0	0
-----------	---	---	---

Financial Resources: Utilised Amount for the Capital expenditure for previous 3 years

Academic Year	2018-19	2017-18	2016-17
	Utilised Amount	Utilised Amount	Utilised Amount
Annual Capital Expenditure on Academic Activities and Resources (excluding expenditure on buildings)			
Library (Books, Journals and e-Resources only)	321805 (THREE LACS TWENTY ONE THOUSAND EIGHT HUNDRED AND FIVE)	453013 (FOUR LACS FIFTY THREE THOUSAND AND THIRTEEN)	645133 (SIX LACS FORTY FIVE THOUSAND ONE HUNDRED AND THIRTY THREE)
New Equipment and software for Laboratories	2699340 (TWENTY SIX LACS NINETY NINE THOUSAND THREE HUNDRED AND FORTY)	1753917 (SEVENTEEN LACS FIFTY THREE THOUSAND NINE HUNDRED AND SEVENTEEN)	6490665 (SIXTY FOUR LACS NINETY THOUSAND SIX HUNDRED AND SIXTY FIVE)
Engineering Workshops	1828740 (EIGHTEEN LACS TWENTY EIGHT THOUSAND SEVEN HUNDRED AND FORTY)	125649 (ONE LACS TWENTY FIVE THOUSAND SIX HUNDRED AND FORTY NINE)	22860 (TWENTY TWO THOUSAND EIGHT HUNDRED AND SIXTY)
Other expenditure on creation of Capital Assets (For setting up classrooms, seminar hall, conference hall , library, Lab, Engg workshops excluding expenditure on Land and Building)	2100568 (TWENTY ONE LACS FIVE HUNDRED AND SIXTY EIGHT)	26651484 (TWO CRORE SIXTY SIX LACS FIFTY ONE THOUSAND FOUR HUNDRED AND EIGHTY FOUR)	25110385 (TWO CRORE FIFTY ONE LACS TEN THOUSAND THREE HUNDRED AND EIGHTY FIVE)

Financial Resources: Utilised Amount for the Operational expenditure for previous 3 years

Academic Year	2018-19	2017-18	2016-17
	Utilised Amount	Utilised Amount	Utilised Amount
Annual Operational Expenditure			
Salaries (Teaching and Non Teaching staff)	42699885 (FOUR CRORE TWENTY SIX LACS NINETY NINE THOUSAND EIGHT HUNDRED AND EIGHTY FIVE)	42411045 (FOUR CRORE TWENTY FOUR LACS ELEVEN THOUSAND AND FORTY FIVE)	40491146 (FOUR CRORE FOUR LACS NINETY ONE THOUSAND ONE HUNDRED AND FORTY SIX)
Maintenance of Academic Infrastructure or consumables and other running expenditures(excluding maintenance of hostels and allied services,rent of the building, depreciation cost, etc)	3365038 (THIRTY THREE LACS SIXTY FIVE THOUSAND AND THIRTY EIGHT)	2082990 (TWENTY LACS EIGHTY THOUSAND NINE HUNDRED AND NINETY)	735772 (SEVEN LACS THIRTY FIVE THOUSAND SEVEN HUNDRED AND SEVENTY TWO)
Seminars/Conferences/Workshops	176708 (ONE LACS SEVENTY SIX THOUSAND SEVEN HUNDRED AND EIGHT)	176286 (ONE LACS SEVENTY SIX THOUSAND TWO HUNDRED AND EIGHTY SIX)	105402 (ONE LACS FIVE THOUSAND FOUR HUNDRED AND TWO)

IPR

Calendar year	2018	2017	2016
No. of Patents Published	9	1	0
No. of Patents Granted	0	0	0

Sponsored Research Details

Financial Year	2018-19	2017-18	2016-17
Total no. of Sponsored Projects	4	6	4
Total no. of Funding Agencies	3	5	4
Total Amount Received (Amount in Rupees)	113750	561950	27500
Amount Received in Words	ONE LAC THIRTEEN THOUSAND SEVEN HUNDRED AND FIFTY	FIVE LACS SIXTY ONE THOUSAND NINE HUNDRED AND FIFTY	TWENTY SEVEN THOUSAND FIVE HUNDRED

Consultancy Project Details

Financial Year	2018-19	2017-18	2016-17
Total no. of Consultancy Projects	2	1	0
Total no. of Client Organizations	2	1	0
Total Amount Received (Amount in Rupees)	48709	8000	0
Amount Received in Words	FORTY EIGHT THOUSAND SEVEN HUNDRED AND NINE	EIGHT THOUSAND	Zero

PCS Facilities: Facilities of physically challenged students

1. Do your institution buildings have Lifts/Ramps?	Yes, more than 80% of the buildings
2. Do your institution have provision for walking aids, including wheelchairs and transportation from one building to another for handicapped students?	Yes
3. Do your institution buildings have specially designed toilets for handicapped students?	Yes, more than 80% of the buildings

Awards Details

1. How many faculty members of your institution have received highly reputed national/international awards/recognition from central government agencies in the previous academic year 2018-19	0
2. How many students of your institution have won international awards in the previous academic year 2018-19	0

Accreditation

NBA Accreditation

1. Does your institute have a valid NBA Accreditation?	NO
--	----

Village Adoption

Have your institute adopted any village under Unnat Bharat Scheme?	YES
--	-----

Faculty Details

Srno	Name	Age	Designation	Gender	Qualification	Experience (In Months)	Is Associated Last Year	Currently working with institution?	Joining Date	Leaving Date	Association type
1	INGOLE AVINASH MURLIDHAR	33	Assistant Professor	Male	M.Tech	72	Yes	Yes	08-11-2013	--	Regular
2	WANI LALITA KIRAN	46	Assistant Professor	Female	M.E.	240	Yes	Yes	11-12-2013	--	Regular
3	RAUT NILESH NARENDRA	32	Assistant Professor	Male	M.E.	72	Yes	Yes	11-08-2014	--	Regular
4	PAWAR SANKET SUNIL	30	Assistant Professor	Male	M.Tech	77	Yes	Yes	22-12-2015	--	Regular
5	RATHOD SATISHA TUKARAM	35	Assistant Professor	Male	M.E.	96	Yes	Yes	10-09-2015	--	Regular
6	DHAMANKAR SAURABH SHANKARRAO	29	Assistant Professor	Male	M.Tech	48	Yes	Yes	18-08-2016	--	Regular

7	MANE ATISH BABURAO	38	Assistant Professor	Male	M.Tech	180	Yes	Yes	10-10-2016	--	Regular
8	JAIN NIDHI ANUPAM	41	Assistant Professor	Female	Ph.D	166	Yes	Yes	01-08-2017	--	Regular
9	HASARMANI TOTAPPA SHIVLINGAPPA	37	Assistant Professor	Male	M.Tech	180	Yes	Yes	01-08-2012	--	Regular
10	MOKASHI DEVDATTA KASHINATH	38	Assistant Professor	Male	M.Tech	168	Yes	Yes	01-08-2012	--	Regular
11	JADHAV VISHWAS SAMPATRAO	39	Assistant Professor	Male	M.E.	192	Yes	Yes	01-08-2012	--	Regular
12	CHATE PARINITA JAGANNATH	36	Assistant Professor	Female	M.E.	113	Yes	Yes	16-12-2013	--	Regular
13	PATIL SUNILKUMAR RAJARAM	47	Assistant Professor	Male	M.E.	204	Yes	Yes	02-05-2014	--	Regular
14	PATIL AJIT RAJARAM	30	Assistant Professor	Male	M.Tech	84	Yes	Yes	15-12-2014	--	Regular
15	KADAM YOGESH VASANT	32	Assistant Professor	Male	M.E.	132	Yes	Yes	01-08-2015	--	Regular
16	SALUNKHE PRAMOD PANDURANG	28	Assistant Professor	Male	M.Tech	68	Yes	Yes	09-03-2016	--	Regular
17	PATIL MEGHA ADHIKRAO	29	Assistant Professor	Female	M.Tech	60	Yes	Yes	15-02-2016	--	Regular
18	PAWAR PRAJAKTA DAGADU	29	Assistant Professor	Female	M.Tech	77	Yes	Yes	29-08-2016	--	Regular
19	YADAV PRIYANKA ANKUSH	26	Assistant Professor	Female	B.E	36	Yes	Yes	09-06-2016	--	Regular
20	KALE SIDDHANT RAJESH	28	Assistant Professor	Male	M.E.	60	Yes	Yes	01-07-2017	--	Regular
21	PATIL UDAY SHANKAR	44	Assistant Professor	Male	M.Tech	240	Yes	Yes	01-08-2012	--	Regular
22	DATARKAR AVINASH ASHOK	32	Assistant Professor	Male	M.Tech	84	Yes	Yes	21-08-2012	--	Regular
23	MANE SWAPNIL CHANDRAKANT	35	Assistant Professor	Male	M.E.	108	Yes	Yes	02-01-2013	--	Regular
24	PATIL RAJENDRAKUMAR NARAYAN	49	Professor	Male	Ph.D	348	Yes	Yes	24-04-2018	--	Regular
25	SINGH NILESH RAJENDRA	31	Assistant Professor	Male	M.Tech	84	Yes	Yes	10-12-2013	--	Regular
26	CHOUDHARI LEENA PRAMOD	31	Assistant Professor	Female	M.E.	72	Yes	Yes	09-12-2013	--	Regular
27	TAMBADE SHRIDHAR SHRINIWAS	32	Assistant Professor	Male	M.Tech	101	Yes	Yes	12-01-2015	--	Regular

28	PATIL SANGRAM CHANDRAKANT	29	Assistant Professor	Male	M.E.	77	Yes	Yes	15-12-2015	--	Regular
29	KADAM SHANKAR NIVAS	27	Assistant Professor	Male	M.Tech	77	Yes	Yes	20-08-2015	--	Regular
30	BHONGALE ATUL GAUTTAM	32	Assistant Professor	Male	M.Tech	60	Yes	Yes	03-07-2015	--	Regular
31	KHAPPER VISHWANATH CHANABASAYYA	34	Assistant Professor	Male	M.Tech	108	Yes	Yes	18-08-2016	--	Regular
32	PASARKAR AMRUTA MAYUR	29	Assistant Professor	Female	M.Tech	60	Yes	Yes	17-07-2017	--	Regular
33	NATH DEEPSHIKHA PUSHKAR	36	Assistant Professor	Female	M.E.	84	Yes	Yes	06-08-2012	--	Regular
34	ATRE PRADEEP PRABHAKAR	44	Assistant Professor	Male	Ph.D	240	Yes	Yes	01-08-2012	--	Regular
35	WANI ATUL BABURAO	43	Assistant Professor	Male	M.Tech	246	Yes	Yes	26-07-2012	--	Regular
36	BALA KUMKUM ANANDKUMAR	32	Assistant Professor	Female	M.E.	72	Yes	Yes	12-11-2013	--	Regular
37	GAWHALE SWATI GOPAL	33	Assistant Professor	Female	M.E.	72	Yes	Yes	21-10-2013	--	Regular
38	KATKAR AJAY ANANDRAO	48	Assistant Professor	Male	M.E.	276	Yes	Yes	18-08-2014	--	Regular
39	JASWANDKAR SHARAD VITTHAL	36	Assistant Professor	Male	M.E.	48	Yes	Yes	01-01-2015	--	Regular
40	NAGWASE SUBHASH YOGIRAJ	32	Assistant Professor	Male	M.Tech	72	Yes	Yes	12-12-2015	--	Regular
41	MOLAWADE MINAKSHI HANMANT	25	Assistant Professor	Female	M.S	42	Yes	Yes	01-01-2016	--	Regular
42	KADAM PRATIMA MAHADEO	28	Assistant Professor	Female	M.Tech	48	Yes	Yes	18-07-2016	--	Regular
43	DHAMONE SAGAR PARASHURAM	33	Assistant Professor	Male	M.Tech	132	Yes	Yes	18-08-2016	--	Regular
44	RAHATE PRAMOD GANPATRAO	46	Associate Professor	Male	M.E.	264	Yes	Yes	12-07-2017	--	Regular
45	KALE YOGESH SAMPATRAO	36	Assistant Professor	Male	M.Tech	180	Yes	Yes	01-08-2012	--	Regular
46	BHARDWAJ SHIKHA AKASH	38	Assistant Professor	Female	Ph.D	192	Yes	Yes	23-07-2012	--	Regular
47	DHANKE JYOTI ATUL	43	Assistant Professor	Female	M. Phil	216	Yes	Yes	01-08-2012	--	Regular
48	PATKAR UDAY CHANDRAKANT	38	Assistant Professor	Male	M.Tech	192	Yes	Yes	01-08-2012	--	Regular

49	SHIVANI NITIN PAWAR	24	Assistant Professor	Female	M.E.	12	Yes	No	18-06-2018	31-05-2019	Visiting
50	ANKITA SURESHRAO SAWALKAR	26	Assistant Professor	Female	M.Tech	12	Yes	No	18-06-2018	31-05-2019	Visiting
51	SHITAL JAGANNATH CHATE	28	Assistant Professor	Female	M.E.	11	Yes	No	23-07-2018	31-05-2019	Visiting
52	ABOLI MADANRAO DESHPANDE	26	Assistant Professor	Female	M.Tech	6	Yes	No	17-12-2018	31-05-2019	Visiting
53	AMRUTA YUVRAJ PATIL	31	Assistant Professor	Female	M.E.	6	Yes	No	18-12-2018	31-05-2019	Visiting
54	CHANFRAN NARAYAN	70	Assistant Professor	Male	M.E.	420	Yes	No	03-01-2019	31-05-2019	Visiting

National Institutional Ranking Framework

Ministry of Human Resource Development

Government of India

Welcome to Data Capturing System: ENGINEERING

Submitted Institute Data for NIRF'2019'

Institute Name: Bharati Vidyapeeth's College of Engineering [IR-E-C-41597]

Sanctioned (Approved) Intake

Academic Year	2017-18	2016-17	2015-16	2014-15	2013-14	2012-13
UG [4 Years Program(s)]	240	240	300	300	-	-

Total Actual Student Strength (Program(s) Offered by Your Institution)

(All programs of all years)	No. of Male Students	No. of Female Students	Total Students	Within State (Including male & female)	Outside State (Including male & female)	Outside Country (Including male & female)	Economically Backward (Including male & female)	Socially Challenged (SC+ST+OBC Including male & female)	No. of students receiving full tuition fee reimbursement from the State and Central Government	No. of students receiving full tuition fee reimbursement from Institution Funds	No. of students receiving full tuition fee reimbursement from the Private Bodies	No. of students who are not receiving full tuition fee reimbursement
UG [4 Years Program(s)]	677	116	793	715	78	0	171	258	126	0	0	303

Placement & Higher Studies

UG [4 Years Program(s)]: Placement & higher studies for previous 3 years

Academic Year	No. of first year students intake in the year	No. of first year students admitted in the year	Academic Year	No. of students admitted through Lateral entry	Academic Year	No. of students graduating in minimum stipulated time	No. of students placed	Median salary of placed graduates(Amount in Rs.)	No. of students selected for Higher Studies
2012-13	300	100	2013-14	110	2015-16	122	37	300000(THREE LACS)	14
2013-14	300	115	2014-15	197	2016-17	192	77	210000(TWO LACS TEN THOUSAND)	12
2014-15	300	107	2015-16	159	2017-18	120	63	213000(TWO LACS THIRTEEN THOUSAND)	10

Ph.D Student Details

Ph.D (Student pursuing doctoral program till 2017-18; Students admitted in the academic year 2018-19 should not be entered here.)				
			Total Students	
Full Time			0	
Part Time			0	
No. of Ph.D students graduated (including Integrated Ph.D)				
		2017-18	2016-17	2015-16
Full Time		0	0	0
Part Time		0	0	0

Financial Resources: Utilised Amount for the Capital expenditure for previous 3 years

Academic Year	2017-18	2016-17	2015-16
	Utilised Amount	Utilised Amount	Utilised Amount
Annual Capital Expenditure on Academic Activities and Resources (excluding expenditure on buildings)			
Library	453013 (FOUR LACS FIFTY THREE THOUSAND AND THIRTEEN)	645133 (SIX LACS FORTY FIVE THOUSAND ONE HUNDRED AND THIRTY THREE)	839975 (EIGHT LACS THIRTY NINE THOUSAND NINE HUNDRED AND SEVENTY FIVE)
New Equipment for Laboratories	1753917 (SEVENTEEN LACS FIFTY THREE THOUSAND NINE HUNDRED AND SEVENTEEN)	6490665 (SIXTY FOUR LACS NINETY THOUSAND SIX HUNDRED AND SIXTY FIVE)	5796745 (FIFTY SEVEN LACS NINETY SIX THOUSAND SEVEN HUNDRED AND FORTY FIVE)
Engineering Workshops	125649 (ONE LACS TWENTY FIVE THOUSAND SIX HUNDRED AND FORTY NINE)	22860 (TWENTY TWO THOUSAND EIGHT HUNDRED AND SIXTY)	127271 (ONE LACS TWENTY SEVEN THOUSAND TWO HUNDRED AND SEVENTY ONE)
Other expenditure on creation of Capital Assets (excluding expenditure on Land and Building)	26651484 (TWO CRORE SIXTY SIX LACS FIFTY ONE THOUSAND FOUR HUNDRED AND EIGHTY FOUR)	25110385 (TWO CRORE FIFTY ONE LACS TEN THOUSAND THREE HUNDRED AND EIGHTY FIVE)	20027048 (TWO CRORE TWENTY SEVEN THOUSAND AND FORTY EIGHT)

Financial Resources: Utilised Amount for the Operational expenditure for previous 3 years

Academic Year	2017-18	2016-17	2015-16
	Utilised Amount	Utilised Amount	Utilised Amount
Annual Operational Expenditure			
Salaries (Teaching and Non Teaching staff)	42411045 (FOUR CRORE TWENTY FOUR LACS ELEVEN THOUSAND AND FORTY FIVE)	40491146 (FOUR CRORE FOUR LACS NINETY ONE THOUSAND ONE HUNDRED AND FORTY SIX)	33617769 (THREE CRORE THIRTY SIX LACS SEVENTEEN THOUSAND SEVEN HUNDRED AND SIXTY NINE)
Maintenance of Academic Infrastructure or consumables, other running expenditures etc.(excluding maintenance of hostels and allied services)	2082990 (TWENTY LACS EIGHTY THOUSAND NINE HUNDRED AND NINETY)	735772 (SEVEN LACS THIRTY FIVE THOUSAND SEVEN HUNDRED AND SEVENTY TWO)	364723 (THREE LACS SIXTY FOUR THOUSAND SEVEN HUNDRED AND TWENTY THREE)
Seminars/Conferences/Workshops	176286 (ONE LACS SEVENTY SIX THOUSAND TWO HUNDRED AND EIGHTY SIX)	105402 (ONE LACS FIVE THOUSAND FOUR HUNDRED AND TWO)	169245 (ONE LACS SIXTY NINE THOUSAND TWO HUNDRED AND FORTY FIVE)

IPR

Calendar year	2017	2016	2015
No. of Patents Published	1	0	0
No. of Patents Granted	0	0	0

Sponsored Research Details

Financial Year	2017-18	2016-17	2015-16
Total no. of Sponsored Projects	6	4	0
Total no. of Funding Agencies	5	4	0
Total Amount Received (Amount in Rupees)	561950	27500	0
Amount Received in Words	FIVE LACS SIXTY ONE THOUSAND NINE HUNDRED AND FIFTY	TWENTY SEVEN THOUSAND AND FIVE HUNDRED	Zero

Consultancy Project Details

Financial Year	2017-18	2016-17	2015-16
----------------	---------	---------	---------

Total no. of Consultancy Projects	1	0	1
Total no. of Client Organizations	1	0	1
Total Amount Received (Amount in Rupees)	8000	0	600
Amount Received in Words	Eight Thousand Only	Zero	Six Hundred Only

PCS Facilities: Facilities of physically challenged students

1. Do your institution buildings have Lifts/Ramps?	Yes, more than 80% of the buildings
2. Do your institution have provision for walking aids, including wheelchairs and transportation from one building to another for handicapped students?	Yes
3. Do your institution buildings have specially designed toilets for handicapped students?	Yes, more than 80% of the buildings

Faculty Details

1. How many faculty members of your institution have received highly reputed national/international awards/recognition from Central government agencies in the previous year (2017-18)?	0
---	---

Faculty Details

Srno	Name	Age	Designation	Gender	Qualification	Experience (In Months)	Is Associated Last Year	Currently working with institution?	Joining Date	Leaving Date	Association type
1	INGOLE AVINASH MURLIDHAR	32	Assistant Professor	Male	M.Tech	60	Yes	Yes	08-11-2013	--	Regular
2	SINGH NILESH RAJENDRA	30	Assistant Professor	Male	M.Tech	72	Yes	Yes	10-12-2013	--	Regular
3	BALA KUMKUM ANANDKUMAR	31	Assistant Professor	Female	M.E.	60	Yes	Yes	12-11-2013	--	Regular
4	CHATE PARINITA JAGANNATH	35	Assistant Professor	Female	M.E.	101	Yes	Yes	16-12-2013	--	Regular
5	WANI LALITA KIRAN	45	Assistant Professor	Female	M.E.	228	Yes	Yes	11-12-2013	--	Regular
6	CHOUDHARI LEENA PRAMOD	30	Assistant Professor	Female	M.E.	60	Yes	Yes	09-12-2013	--	Regular
7	GAWHALE SWATI GOPAL	32	Assistant Professor	Female	M.E.	60	Yes	Yes	21-10-2013	--	Regular
8	PATIL SUNILKUMAR RAJARAM	46	Assistant Professor	Male	M.E.	192	Yes	Yes	02-05-2014	--	Regular
9	RAUT NILESH NARENDRA	31	Assistant Professor	Male	M.E.	60	Yes	Yes	11-08-2014	--	Regular
10	MEHTA HIMALI HASMUKH	52	Assistant Professor	Female	M.E.	348	Yes	No	21-07-2014	02-05-2018	Adhoc / Contractual
11	KATKAR AJAY ANANDRAO	47	Assistant Professor	Male	M.E.	264	Yes	Yes	18-08-2014	--	Regular
12	PATIL AJIT RAJARAM	29	Assistant Professor	Male	M.Tech	72	Yes	Yes	15-12-2014	--	Regular

13	YADAV SAMARJEET HEMRAJ	26	Assistant Professor	Male	B.Tech	48	Yes	Yes	04-12-2014	--	Adhoc / Contractual
14	TAMBADE SHRIDHAR SHRINIWAS	31	Assistant Professor	Male	M.Tech	89	Yes	Yes	12-01-2015	--	Regular
15	JASWANDKAR SHARAD VITTHAL	35	Assistant Professor	Male	M.E.	36	Yes	Yes	01-01-2015	--	Regular
16	KADAM YOGESH VASANT	31	Assistant Professor	Male	M.E.	120	Yes	Yes	01-08-2015	--	Regular
17	PAWAR SANKET SUNIL	29	Assistant Professor	Male	M.Tech	65	Yes	Yes	22-12-2015	--	Regular
18	PATIL SANGRAM CHANDRAKANT	28	Assistant Professor	Male	M.E.	65	Yes	Yes	15-12-2015	--	Regular
19	NAGWASW SUBHASH YOUNGIRAJ	31	Assistant Professor	Male	M.Tech	60	Yes	Yes	12-12-2015	--	Regular
20	SALUNKHE PRAMOD PANDURANG	27	Assistant Professor	Male	M.Tech	56	Yes	Yes	09-03-2016	--	Regular
21	SHINDE DHIRAJ DHONDIRAM	31	Assistant Professor	Male	M.E.	36	Yes	No	24-08-2015	31-12-2017	Regular
22	KADAM SHANKAR NIVAS	26	Assistant Professor	Male	M.Tech	65	Yes	Yes	20-08-2015	--	Regular
23	MOLAWADE MINAKSHI HANMANT	24	Assistant Professor	Female	B.E	24	Yes	Yes	01-01-2016	--	Adhoc / Contractual
24	PATIL MEGHA ADHIKRAO	28	Assistant Professor	Female	M.Tech	48	Yes	Yes	15-02-2016	--	Regular
25	RATHOD SATISHA TUKARAM	34	Assistant Professor	Male	M.E.	84	Yes	Yes	10-09-2015	--	Regular
26	BHONGALE ATUL GAUTTAM	31	Assistant Professor	Male	M.Tech	48	Yes	Yes	03-07-2015	--	Regular
27	KADAM PRATIMA MAHADEO	27	Assistant Professor	Female	M.Tech	36	Yes	Yes	18-07-2016	--	Regular
28	PAWAR PRAJAKTA DAGADU	28	Assistant Professor	Female	M.Tech	65	Yes	Yes	29-08-2016	--	Regular
29	DHAMANKAR SAURABH SHANKARRAO	28	Assistant Professor	Male	M.Tech	36	Yes	Yes	18-08-2016	--	Regular
30	KHAPPER VISHWANATH CHANABASAYYA	33	Assistant Professor	Male	M.Tech	96	Yes	Yes	18-08-2016	--	Regular
31	DHAMONE SAGAR PARASHURAM	32	Assistant Professor	Male	M.Tech	120	Yes	Yes	18-08-2016	--	Regular
32	YADAV PRIYANKA ANKUSH	25	Assistant Professor	Female	B.E	24	Yes	Yes	09-06-2016	--	Adhoc / Contractual

33	MANE ATISH BABURAO	37	Assistant Professor	Male	M.Tech	168	Yes	Yes	10-10-2016	--	Regular
34	BADE SACHIN GORAKSHA	29	Assistant Professor	Male	M.Tech	48	Yes	No	21-06-2016	31-05-2018	Visiting
35	RAHATE PRAMOD GANPATRAO	45	Associate Professor	Male	M.E.	252	Yes	Yes	12-07-2017	--	Regular
36	KALE SIDDHANT RAJESH	27	Assistant Professor	Male	M.E.	48	Yes	Yes	01-07-2017	--	Regular
37	JAIN NIDHI ANUPAM	40	Assistant Professor	Female	Ph.D	154	Yes	Yes	01-08-2017	--	Regular
38	PASARKAR AMRUTA MAYUR	28	Assistant Professor	Female	M.Tech	48	Yes	Yes	17-07-2017	--	Regular
39	KALE YOGESH SAMPATRAO	35	Assistant Professor	Male	M.Tech	168	Yes	Yes	01-08-2012	--	Regular
40	PATIL UDAY SHANKAR	43	Assistant Professor	Male	M.Tech	228	Yes	Yes	01-08-2012	--	Regular
41	HASARMANI TOTAPPA SHIVLINGAPPA	36	Assistant Professor	Male	M.Tech	168	Yes	Yes	01-08-2012	--	Regular
42	NATH DEEPSHIKHA PUSHKAR	35	Assistant Professor	Female	M.E.	72	Yes	Yes	06-08-2012	--	Regular
43	BHARDWAH SHIKHA AKASH	37	Assistant Professor	Female	Ph.D	180	Yes	Yes	23-07-2012	--	Regular
44	DATARKAR AVINASH ASHOK	31	Assistant Professor	Male	M.Tech	72	Yes	Yes	21-08-2012	--	Regular
45	MOKASHI DEVDATTA KASHINATH	37	Assistant Professor	Male	M.Tech	156	Yes	Yes	01-08-2012	--	Regular
46	ATRE PRADEEP PRABHAKAR	43	Assistant Professor	Male	Ph.D	228	Yes	Yes	01-08-2012	--	Regular
47	DHANKE JYOTI ATUL	42	Assistant Professor	Female	M. Phil	204	Yes	Yes	01-08-2012	--	Regular
48	SHENDOKAR SACHIN MAROTRAO	45	Professor	Male	Ph.D	252	Yes	No	01-08-2012	01-10-2018	Regular
49	JADHAV VISHWAS SAMPATRAO	38	Assistant Professor	Male	M.E.	180	Yes	Yes	01-08-2012	--	Regular
50	WANI ATUL BABURAO	42	Assistant Professor	Male	M.Tech	234	Yes	Yes	26-07-2012	--	Regular
51	PATKAR UDAY CHANDRAKANT	37	Assistant Professor	Male	M.Tech	180	Yes	Yes	01-08-2012	--	Regular
52	MANE SWAPNIL CHANDRAKANT	34	Assistant Professor	Male	M.E.	96	Yes	Yes	02-01-2013	--	Regular
53	MORE SANJAY SHIVAJI	30	Assistant Professor	Male	M.Tech	24	Yes	No	21-08-2015	15-12-2017	Adhoc / Contractual
54	SABALE VISHAL DHONDIRAM	29	Assistant Professor	Male	M.E.	50	Yes	No	07-09-2015	18-12-2017	Adhoc / Contractual

55	KUDALE SHRIDHAR PANDHARINATH	31	Assistant Professor	Male	M.S	48	Yes	No	01-01-2015	31-08-2017	Adhoc / Contractual
56	PATIL RAJENDRAKUMA R NARAYAN	48	Professor	Male	Ph.D	336	Yes	Yes	24-04-2018	--	Adhoc / Contractual

National Institutional Ranking Framework

Ministry of Education

Government of India

Welcome to Data Capturing System: OVERALL

Submitted Institute Data for NIRF'2023'

Institute Name: Bharati Vidyapeeth's College of Engineering [IR-O-C-41597]

Sanctioned (Approved) Intake

Academic Year	2021-22	2020-21	2019-20	2018-19	2017-18	2016-17
UG [4 Years Program(s)]	240	240	240	240	-	-

Total Actual Student Strength (Program(s) Offered by Your Institution)

(All programs of all years)	No. of Male Students	No. of Female Students	Total Students	Within State (Including male & female)	Outside State (Including male & female)	Outside Country (Including male & female)	Economically Backward (Including male & female)	Socially Challenged (SC+ST+OBC Including male & female)	No. of students receiving full tuition fee reimbursement from the State and Central Government	No. of students receiving full tuition fee reimbursement from Institution Funds	No. of students receiving full tuition fee reimbursement from the Private Bodies	No. of students who are not receiving full tuition fee reimbursement
UG [4 Years Program(s)]	626	209	835	797	38	0	192	428	227	0	0	393

Placement & Higher Studies

UG [4 Years Program(s)]: Placement & higher studies for previous 3 years

Academic Year	No. of first year students intake in the year	No. of first year students admitted in the year	Academic Year	No. of students admitted through Lateral entry	Academic Year	No. of students graduating in minimum stipulated time	No. of students placed	Median salary of placed graduates(Amount in Rs.)	No. of students selected for Higher Studies
2016-17	240	128	2017-18	161	2019-20	157	95	240000(TWO LAKHS FORTY THOUSAND)	2
2017-18	240	117	2018-19	145	2020-21	195	133	450000(FOUR LAKHS FIFTY THOUSAND)	4
2018-19	240	117	2019-20	117	2021-22	184	100	400000(FOUR LAKHS)	9

Ph.D Student Details

Ph.D (Student pursuing doctoral program till 2021-22 Students admitted in the academic year 2022-23 should not be entered here.)			
			Total Students
Full Time			0
Part Time			0
No. of Ph.D students graduated (including Integrated Ph.D)			
		2021-22	2020-21
Full Time			0
Part Time			0

PG (Student pursuing MD/MS/DNB program till 2021-22 Students admitted in the academic year 2022 - 23 should not be entered here)

Number of students pursuing PG (MD/MS/DNB) program

0

No. of students Graduating in PG (MD/MS/DNB) program

2021-22

2020-21

2019-20

0

0

0

Online Education

1. Does all programs/courses were completed on time.		Yes	
2. Measures taken to complete the syllabus of courses and programs.		Online theory and practical sessions were taken on Microsoft Teams to complete the syllabus in First Semester of Academic Year 2021-22. Each faculty had uploaded the notes and practical tests on Edhitch portal.	
3. The period of delay in completion of syllabus (in months).		0	
4. The period of delay in conducting exams (in months).		0	
Portal Name	No. of students offered online courses which have credit transferred to transcript	Total no. of online courses which have credit transferred to the transcript	Total no. of credits transferred to transcript
Swayam	0	0	0
5. No. of courses developed and available online on Swayam platform by your institution faculty		0	

Financial Resources: Utilised Amount for the Capital expenditure for previous 3 years

Academic Year	2021-22	2020-21	2019-20
	Utilised Amount	Utilised Amount	Utilised Amount
Annual Capital Expenditure on Academic Activities and Resources (excluding expenditure on buildings)			
Library	144491 (ONE LAKH FORTY FOUR THOUSAND FOUR HUNDRED AND NINETY ONE)	148800 (ONE LAKH FORTY EIGHT THOUSAND AND EIGHT HUNDRED)	185992 (ONE LAKH EIGHTY FIVE THOUSAND NINE HUNDRED AND NINETY TWO)
New Equipment for Laboratories	1006890 (TEN LAKHS SIX THOUSAND EIGHT HUNDRED AND NINETY)	912799 (NINE LAKHS TWELVE THOUSAND SEVEN HUNDRED AND NINETY NINE)	750671 (SEVEN LAKHS FIFTY THOUSAND SIX HUNDRED AND SEVENTY ONE)
Engineering Workshops	8476 (EIGHT THOUSAND FOUR HUNDRED AND SEVENTY SIX)	12418 (TWELVE THOUSAND FOUR HUNDRED AND EIGHTEEN)	269667 (TWO LAKHS SIXTY NINE THOUSAND SIX HUNDRED AND SIXTY SEVEN)
Other expenditure on creation of Capital Assets (excluding expenditure on Land and Building)	1761998 (SEVENTEEN LAKHS SIXTY ONE THOUSAND NINE HUNDRED AND NINETY EIGHT)	3063492 (THIRTY LAKHS SIXTY THREE THOUSAND FOUR HUNDRED AND NINETY TWO)	2390574 (TWENTY THREE LAKHS NINETY THOUSAND FIVE HUNDRED AND SEVENTY FOUR)

Financial Resources: Utilised Amount for the Operational expenditure for previous 3 years

Academic Year	2021-22	2020-21	2019-20
	Utilised Amount	Utilised Amount	Utilised Amount
Annual Operational Expenditure			
Salaries (Teaching and Non Teaching staff)	42768417 (FOUR CRORE TWENTY SEVEN LAKHS SIXTY EIGHT THOUSAND FOUR HUNDRED AND SEVENTEEN)	39347471 (THREE CRORE NINETY THREE LAKHS FORTY SEVEN THOUSAND FOUR HUNDRED AND SEVENTY ONE)	47646435 (FOUR CRORE SEVENTY SIX LAKHS FORTY SIX THOUSAND FOUR HUNDRED AND THIRTY FIVE)
Maintenance of Academic Infrastructure or consumables and other running expenditures(excluding maintenance of hostels and allied services,rent of the building, depreciation cost, etc)	5389418 (FIFTY THREE LAKHS EIGHTY NINE THOUSAND FOUR HUNDRED AND EIGHTEEN)	8201272 (EIGHTY TWO LAKHS ONE THOUSAND TWO HUNDRED AND SEVENTY TWO)	645621 (SIX LAKHS FORTY FIVE THOUSAND SIX HUNDRED AND TWENTY ONE)
Seminars/Conferences/Workshops	51100 (FIFTY ONE THOUSAND ONE HUNDRED)	20500 (TWENTY THOUSAND FIVE HUNDRED)	98132 (NINETY EIGHT THOUSAND ONE HUNDRED AND THIRTY TWO)

IPR

Calendar year	2021	2020	2019
No. of Patents Published	17	21	5
No. of Patents Granted	1	2	0

Sponsored Research Details

Financial Year	2021-22	2020-21	2019-20
Total no. of Sponsored Projects	5	5	5
Total no. of Funding Agencies	4	4	3
Total Amount Received (Amount in Rupees)	133150	553740	153740
Amount Received in Words	ONE LAKH THIRTY THREE THOUSAND ONE HUNDRED AND FIFTY	FIVE LAKHS FIFTY THREE THOUSAND SEVEN HUNDRED AND FORTY	ONE LAKH FIFTY THREE THOUSAND SEVEN HUNDRED AND FORTY

Consultancy Project Details

Financial Year	2021-22	2020-21	2019-20
Total no. of Consultancy Projects	0	0	0
Total no. of Client Organizations	0	0	0
Total Amount Received (Amount in Rupees)	0	0	0
Amount Received in Words	Zero	Zero	Zero

Executive Development Program/Management Development Programs

Financial Year	2021-22	2020-21	2019-20
Total no. of Executive Development Programs/ Management Development Programs	0	0	0
Total no. of Participants	0	0	0
Total Annual Earnings (Amount in Rupees)(Excluding Lodging & Boarding Charges)	0	0	0
Total Annual Earnings in Words	Zero	Zero	Zero

PCS Facilities: Facilities of physically challenged students

1. Do your institution buildings have Lifts/Ramps?	Yes, more than 80% of the buildings
2. Do your institution have provision for walking aids, including wheelchairs and transportation from one building to another for handicapped students?	Yes
3. Do your institution buildings have specially designed toilets for handicapped students?	Yes, more than 80% of the buildings

Accreditation**NBA Accreditation**

1.Does your institute have a valid NBA Accreditation?	NO
---	----

NAAC Accreditation

1. Does your institute have a valid NAAC Accreditation?	YES	
Valid from	Valid upto	CGPA
02-11-2018	01-11-2023	2.5

Faculty Details

Srno	Name	Age	Designation	Gender	Qualification	Experience (In Months)	Currently working with institution?	Joining Date	Leaving Date	Association type
1	BHARDWAJ SHIKHA AKASH	41	Assistant Professor	Female	Ph.D	228	Yes	23-07-2012	--	Regular
2	GAWHALE SWATI GOPAL	36	Assistant Professor	Female	M.E.	108	Yes	21-10-2013	--	Regular
3	KADAM YOGESH VASANT	35	Assistant Professor	Male	M.E.	168	Yes	01-08-2015	--	Regular
4	MOKASHI DEVDATTA KASHINATH	41	Assistant Professor	Male	M.Tech	204	Yes	01-08-2012	--	Regular
5	PATIL AJIT RAJARAM	33	Assistant Professor	Male	M.Tech	120	Yes	15-12-2014	--	Regular
6	PAWAR PRAJAKTA DAGADU	32	Assistant Professor	Female	M.Tech	113	Yes	29-08-2016	--	Regular
7	SALUNKHE PRAMOD PANDURANG	31	Assistant Professor	Male	M.Tech	104	Yes	09-03-2016	--	Regular
8	YADAV PRIYANKA ANKUSH	29	Assistant Professor	Female	M.E.	72	Yes	09-06-2016	--	Regular
9	BALA KUMKUM ANANDKUMAR	35	Assistant Professor	Female	M.E.	108	Yes	12-11-2013	--	Regular
10	DHANKE JYOTI ATUL	46	Assistant Professor	Female	Ph.D	252	Yes	01-08-2012	--	Regular
11	KADAM SHANKAR NIVAS	30	Assistant Professor	Male	M.Tech	113	Yes	20-08-2015	--	Regular
12	MANE SWAPNIL CHANDRAKANT	38	Assistant Professor	Male	M.E.	144	Yes	02-01-2013	--	Regular
13	PASARKAR AMRUTA MAYUR	32	Assistant Professor	Female	M.Tech	96	Yes	17-07-2017	--	Regular
14	PATKAR UDAY CHANDRAKANT	41	Assistant Professor	Male	Ph.D	228	Yes	01-08-2012	--	Regular
15	SAGAR ARVIND KALE	32	Assistant Professor	Male	M.E.	36	Yes	15-03-2022	--	Adhoc / Contractual
16	WANI LALITA KIRAN	49	Assistant Professor	Female	M.E.	276	Yes	11-12-2013	--	Regular
17	CHATE PARINITA JAGANNATH	39	Assistant Professor	Female	M.E.	149	Yes	16-12-2013	--	Regular

18	INGOLE AVINASH MURLIDHAR	36	Assistant Professor	Male	M.Tech	108	Yes	08-11-2013	--	Regular
19	KALE YOGESH SAMPATRAO	39	Assistant Professor	Male	Ph.D	216	Yes	01-08-2012	--	Regular
20	NAGWASE SUBHASH YOUNGIRAJ	35	Assistant Professor	Male	M.Tech	108	Yes	12-12-2015	--	Regular
21	PATIL RAJENDRAKUMAR NARAYAN	52	Professor	Male	Ph.D	384	Yes	24-04-2018	--	Regular
22	PRASHANT SHIVAJI KADAM	34	Assistant Professor	Male	M.Sc.	72	Yes	24-01-2022	--	Adhoc / Contractual
23	SINGH NILESH RAJENDRA	34	Assistant Professor	Male	M.Tech	120	Yes	10-12-2013	--	Regular
24	ATRE PRADEEP PRABHAKAR	47	Assistant Professor	Male	Ph.D	276	Yes	01-08-2012	--	Regular
25	DHAMONE SAGAR PARASHURAM	36	Assistant Professor	Male	M.Tech	168	Yes	18-08-2016	--	Regular
26	KADAM PRATIMA MAHADEO	31	Assistant Professor	Female	M.Tech	84	Yes	18-07-2016	--	Regular
27	MANE ATISH BABURAO	41	Assistant Professor	Male	M.Tech	216	Yes	10-10-2016	--	Regular
28	NEHA SAMEER SHAHARE	39	Associate Professor	Female	Ph.D	204	Yes	16-02-2022	--	Adhoc / Contractual
29	PATIL UDAY SHANKAR	47	Assistant Professor	Male	Ph.D	276	Yes	01-08-2012	--	Regular
30	RAUT NILESH NARENDRA	35	Assistant Professor	Male	M.E.	108	Yes	11-08-2014	--	Regular
31	WANI ATUL BABURAO	46	Assistant Professor	Male	M.Tech	282	Yes	26-07-2012	--	Regular
32	AISHWARYA SAGAR PATHAK	27	Assistant Professor	Female	M.E.	16	Yes	22-01-2022	--	Adhoc / Contractual
33	CHOUDHARI LEENA PRAMOD	34	Assistant Professor	Female	M.E.	108	Yes	09-12-2013	--	Regular
34	JADHAV VISHWAS SAMPATRAO	42	Assistant Professor	Male	Ph.D	228	Yes	01-08-2012	--	Regular
35	KATKAR AJAY ANANDRAO	51	Assistant Professor	Male	M.E.	312	Yes	18-08-2014	--	Regular
36	NATH DEEPSHIKHA PUSHKAR	39	Assistant Professor	Female	M.E.	120	Yes	06-08-2012	--	Regular
37	PATIL SANGRAM CHANDRAKANT	32	Assistant Professor	Male	M.E.	113	Yes	15-12-2015	--	Regular
38	RAHATE PRAMOD GANPATRAO	49	Associate Professor	Male	M.E.	300	Yes	12-07-2017	--	Regular
39	SWATI ANIL SHENGANE	29	Assistant Professor	Female	M.E.	90	Yes	14-12-2019	--	Regular
40	AJINKYA SURESH HASABE	28	Assistant Professor	Male	M.E.	90	Yes	15-12-2020	--	Adhoc / Contractual

41	DATARKAR AVINASH ASHOK	35	Assistant Professor	Male	M.Tech	120	Yes	21-08-2012	--	Regular
42	JAIN NIDHI ANUPAM	44	Assistant Professor	Female	Ph.D	202	Yes	01-08-2017	--	Regular
43	LAXMIPRIYA PUNDLIK PUDAGE	28	Assistant Professor	Female	M.E.	90	Yes	14-12-2019	--	Regular
44	NEERAJ ARUN GANGURDE	30	Assistant Professor	Male	M.E.	113	Yes	14-12-2019	--	Regular
45	PATIL SUNILKUMAR RAJARAM	50	Assistant Professor	Male	M.E.	240	Yes	02-05-2014	--	Regular
46	RATHOD SATISHA TUKARAM	38	Assistant Professor	Male	M.E.	132	No	10-09-2015	01-06-2021	Regular
47	TAMBADE SHRIDHAR SHRINIWAS	35	Assistant Professor	Male	M.Tech	137	Yes	12-01-2015	--	Regular
48	BHONGALE ATUL GAUTTAM	35	Assistant Professor	Male	M.Tech	96	No	03-07-2015	30-01-2021	Regular
49	HASARMANI TOTAPPA SHIVLINGAPPA	40	Assistant Professor	Male	Ph.D	216	Yes	01-08-2012	--	Regular
50	KALE SIDDHANT RAJESH	31	Assistant Professor	Male	M.E.	96	No	01-07-2017	18-05-2021	Regular
51	MOLAWADE MINAKSHI HANMANT	28	Assistant Professor	Female	M.S	78	Yes	01-01-2016	--	Regular
52	PATIL MEGHA ADHIKRAO	32	Assistant Professor	Female	M.Tech	96	Yes	15-02-2016	--	Regular
53	PAWAR SANKET SUNIL	33	Assistant Professor	Male	M.Tech	113	Yes	22-12-2015	--	Regular
54	SHRIKANT RAMCHANDRA SUTAR	35	Assistant Professor	Male	M.E.	120	Yes	10-03-2022	--	Adhoc / Contractual

National Institutional Ranking Framework

Ministry of Education

Government of India

Welcome to Data Capturing System: OVERALL

Submitted Institute Data for NIRF'2022'

Institute Name: Bharati Vidyapeeth's College of Engineering [IR-O-C-41597]

Sanctioned (Approved) Intake

Academic Year	2020-21	2019-20	2018-19	2017-18	2016-17	2015-16
UG [4 Years Program(s)]	240	240	240	240	-	-

Total Actual Student Strength (Program(s) Offered by Your Institution)

(All programs of all years)	No. of Male Students	No. of Female Students	Total Students	Within State (Including male & female)	Outside State (Including male & female)	Outside Country (Including male & female)	Economically Backward (Including male & female)	Socially Challenged (SC+ST+OBC Including male & female)	No. of students receiving full tuition fee reimbursement from the State and Central Government	No. of students receiving full tuition fee reimbursement from Institution Funds	No. of students receiving full tuition fee reimbursement from the Private Bodies	No. of students who are not receiving full tuition fee reimbursement
UG [4 Years Program(s)]	682	186	868	822	46	0	194	488	219	0	0	463

Placement & Higher Studies

UG [4 Years Program(s)]: Placement & higher studies for previous 3 years

Academic Year	No. of first year students intake in the year	No. of first year students admitted in the year	Academic Year	No. of students admitted through Lateral entry	Academic Year	No. of students graduating in minimum stipulated time	No. of students placed	Median salary of placed graduates(Amount in Rs.)	No. of students selected for Higher Studies
2015-16	300	98	2016-17	168	2018-19	118	98	264000(TWO LAKHS SIXTY FOUR THOUSAND)	14
2016-17	240	128	2017-18	161	2019-20	157	95	240000(TWO LAKHS FORTY THOUSAND)	2
2017-18	240	117	2018-19	145	2020-21	195	133	450000(FOUR LAKHS FIFTY THOUSAND)	4

Ph.D Student Details

Ph.D (Student pursuing doctoral program till 2020-21 Students admitted in the academic year 2020-21 should not be entered here.)				
			Total Students	
Full Time			0	
Part Time			0	
No. of Ph.D students graduated (including Integrated Ph.D)				
		2020-21	2019-20	2018-19
Full Time		0	0	0
Part Time		0	0	0

PG (Student pursuing MD/MS/DNB program till 2020-21 Students admitted in the academic year 2021 - 22 should not be entered here)

Number of students pursuing PG (MD/MS/DNB) program

0

No. of students Graduating in PG (MD/MS/DNB) program

2020-21

2019-20

2018-19

0

0

0

Online Education

1. Does all programs/courses were completed on time.		Yes	
2. Measures taken to complete the syllabus of courses and programs.		Online theory and practical sessions were taken on Microsoft Teams to complete the syllabus. Each faculty had uploaded the notes and practical tests on Edhitch portal.	
3. The period of delay in completion of syllabus (in months).		0	
4. The period of delay in conducting exams (in months).		2	
Portal Name	No. of students offered online courses which have credit transferred to transcript	Total no. of online courses which have credit transferred to the transcript	Total no. of credits transferred to transcript
Swayam	0	0	0
00	0	0	0
5. No. of courses developed and available online on Swayam platform by your institution faculty		0	

Financial Resources: Utilised Amount for the Capital expenditure for previous 3 years

Academic Year	2020-21	2019-20	2018-19
	Utilised Amount	Utilised Amount	Utilised Amount
Annual Capital Expenditure on Academic Activities and Resources (excluding expenditure on buildings)			
Library	148800 (ONE LAKH FORTY EIGHT THOUSAND AND EIGHT HUNDRED)	185992 (ONE LAKH EIGHTY FIVE THOUSAND NINE HUNDRED AND NINETY TWO)	321805 (HREE LAKHS TWENTY ONE THOUSAND EIGHT HUNDRED AND FIVE)
New Equipment for Laboratories	912799 (NINE LAKHS TWELVE THOUSAND SEVEN HUNDRED AND NINETY NINE)	750671 (SEVEN LAKHS FIFTY THOUSAND SIX HUNDRED AND SEVENTY ONE)	2699340 (TWENTY SIX LAKHS NINETY NINE THOUSAND THREE HUNDRED AND FORTY)
Engineering Workshops	12418 (TWELVE THOUSAND FOUR HUNDRED AND EIGHTEEN)	269667 (TWO LAKHS SIXTY NINE THOUSAND SIX HUNDRED AND SIXTY SEVEN)	1828740 (EIGHTEEN LAKHS TWENTY EIGHT THOUSAND SEVEN HUNDRED AND FORTY)
Other expenditure on creation of Capital Assets (excluding expenditure on Land and Building)	3063492 (THIRTY LAKHS SIXTY THREE THOUSAND FOUR HUNDRED AND NINETY TWO)	2390574 (TWENTY THREE LAKHS NINETY THOUSAND FIVE HUNDRED AND SEVENTY FOUR)	2100568 (TWENTY ONE LAKHS FIVE HUNDRED AND SIXTY EIGHT)

Financial Resources: Utilised Amount for the Operational expenditure for previous 3 years

Academic Year	2020-21	2019-20	2018-19
	Utilised Amount	Utilised Amount	Utilised Amount
Annual Operational Expenditure			
Salaries (Teaching and Non Teaching staff)	39347471 (THREE CRORE NINETY THREE LAKHS FORTY SEVEN THOUSAND FOUR HUNDRED AND SEVENTY ONE)	47646435 (FOUR CRORE SEVENTY SIX LAKHS FORTY SIX THOUSAND FOUR HUNDRED AND THIRTY FIVE)	42699885 (FOUR CRORE SEVENTY SIX LAKHS FORTY SIX THOUSAND FOUR HUNDRED AND THIRTY FIVE)
Maintenance of Academic Infrastructure or consumables and other running expenditures(excluding maintenance of hostels and allied services,rent of the building, depreciation cost, etc)	8201272 (EIGHTY TWO LAKHS ONE THOUSAND TWO HUNDRED AND SEVENTY TWO)	645621 (SIX LAKHS FORTY FIVE THOUSAND SIX HUNDRED AND TWENTY ONE)	3365038 (THIRTY THREE LAKHS SIXTY FIVE THOUSAND AND THIRTY EIGHT)

Seminars/Conferences/Workshops	20500 (TWENTY THOUSAND FIVE HUNDRED)	98132 (NINETY EIGHT THOUSAND ONE HUNDRED AND THIRTY TWO)	176708 (ONE LAKH SEVENTY SIX THOUSAND SEVEN HUNDRED AND EIGHT)
--------------------------------	--------------------------------------	--	--

IPR

Calendar year	2020	2019	2018
No. of Patents Published	14	4	6
No. of Patents Granted	3	0	0

Sponsored Research Details

Financial Year	2020-21	2019-20	2018-19
Total no. of Sponsored Projects	5	5	4
Total no. of Funding Agencies	4	3	3
Total Amount Received (Amount in Rupees)	553740	153740	113570
Amount Received in Words	FIVE LAKHS FIFTY THREE THOUSAND SEVEN HUNDRED AND FORTY	ONE LAKH FIFTY THREE THOUSAND SEVEN HUNDRED AND FORTY	ONE LAKH THIRTEEN THOUSAND SEVEN HUNDRED AND FIFTY

Consultancy Project Details

Financial Year	2020-21	2019-20	2018-19
Total no. of Consultancy Projects	0	0	2
Total no. of Client Organizations	0	0	2
Total Amount Received (Amount in Rupees)	0	0	48709
Amount Received in Words	Zero	Zero	FORTY EIGHT THOUSAND SEVEN HUNDRED AND NINE

Executive Development Program/Management Development Programs

Financial Year	2020-21	2019-20	2018-19
Total no. of Executive Development Programs/ Management Development Programs	0	0	0
Total no. of Participants	0	0	0
Total Annual Earnings (Amount in Rupees)(Excluding Lodging & Boarding Charges)	0	0	0
Total Annual Earnings in Words	Zero	Zero	Zero

PCS Facilities: Facilities of physically challenged students

1. Do your institution buildings have Lifts/Ramps?	Yes, more than 80% of the buildings
2. Do your institution have provision for walking aids, including wheelchairs and transportation from one building to another for handicapped students?	Yes
3. Do your institution buildings have specially designed toilets for handicapped students?	Yes, more than 80% of the buildings

Accreditation

NBA Accreditation

1.Does your institute have a valid NBA Accreditation?	NO
---	----

NAAC Accreditation

1. Does your institute have a valid NAAC Accreditation?	YES	
Valid from	Valid upto	CGPA
02-11-2018	01-11-2023	2.5

Faculty Details

Srno	Name	Age	Designation	Gender	Qualification	Experience (In Months)	Currently working with institution?	Joining Date	Leaving Date	Association type
1	ATRE PRADEEP PRABHAKAR	46	Assistant Professor	Male	Ph.D	264	Yes	01-08-2012	--	Regular
2	BALA KUMKUM ANANDKUMAR	34	Assistant Professor	Female	M.E.	96	Yes	12-11-2013	--	Regular
3	BHARDWAJ SHIKHA AKASH	40	Assistant Professor	Female	Ph.D	216	Yes	23-07-2012	--	Regular
4	BHONGALE ATUL GAUTTAM	34	Assistant Professor	Male	M.Tech	84	Yes	03-07-2015	--	Regular
5	CHATE PARINITA JAGANNATH	38	Assistant Professor	Female	M.E.	137	Yes	16-12-2013	--	Regular
6	CHOUDHARI LEENA PRAMOD	33	Assistant Professor	Female	M.E.	96	Yes	09-12-2013	--	Regular
7	DATARKAR AVINASH ASHOK	34	Assistant Professor	Male	M.Tech	108	Yes	21-08-2012	--	Regular
8	DHAMONE SAGAR PARASHURAM	35	Assistant Professor	Male	M.Tech	156	Yes	18-08-2016	--	Regular
9	DHANKE JYOTI ATUL	45	Assistant Professor	Female	Ph.D	240	Yes	01-08-2012	--	Regular
10	GAWHALE SWATI GOPAL	35	Assistant Professor	Female	M.E.	96	Yes	21-10-2013	--	Regular
11	HASARMANI TOTAPPA SHIVLINGAPPA	39	Assistant Professor	Male	M.Tech	204	Yes	01-08-2012	--	Regular
12	INGOLE AVINASH MURLIDHAR	35	Assistant Professor	Male	M.Tech	96	Yes	08-11-2013	--	Regular
13	JADHAV VISHWAS SAMPATRAO	41	Assistant Professor	Male	M.E.	216	Yes	01-08-2012	--	Regular
14	JAIN NIDHI ANUPAM	43	Assistant Professor	Female	Ph.D	190	Yes	01-08-2017	--	Regular
15	KADAM PRATIMA MAHADEO	30	Assistant Professor	Female	M.Tech	72	Yes	18-07-2016	--	Regular
16	KADAM SHANKAR NIVAS	29	Assistant Professor	Male	M.Tech	101	Yes	20-08-2015	--	Regular

17	KADAM YOGESH VASANT	34	Assistant Professor	Male	M.E.	156	Yes	01-08-2015	--	Regular
18	KALE SIDDHANT RAJESH	30	Assistant Professor	Male	M.E.	84	Yes	01-07-2017	--	Regular
19	KALE YOGESH SAMPATRAO	38	Assistant Professor	Male	M.Tech	204	Yes	01-08-2012	--	Regular
20	KATKAR AJAY ANANDRAO	50	Assistant Professor	Male	M.E.	300	Yes	18-08-2014	--	Regular
21	LAXMIPRIYA PUNDLIK PUDAGE	27	Assistant Professor	Female	M.E.	78	Yes	14-12-2019	--	Regular
22	MANE ATISH BABURAO	40	Assistant Professor	Male	M.Tech	204	Yes	10-10-2016	--	Regular
23	MANE SWAPNIL CHANDRAKANT	37	Assistant Professor	Male	M.E.	132	Yes	02-01-2013	--	Regular
24	MOKASHI DEVDATTA KASHINATH	40	Assistant Professor	Male	M.Tech	192	Yes	01-08-2012	--	Regular
25	MOLAWADE MINAKSHI HANMANT	27	Assistant Professor	Female	M.S	66	Yes	01-01-2016	--	Regular
26	NAGWASE SUBHASH YOUNGIRAJ	34	Assistant Professor	Male	M.Tech	96	Yes	12-12-2015	--	Regular
27	NATH DEEPSHIKHA PUSHKAR	38	Assistant Professor	Female	M.E.	108	Yes	06-08-2012	--	Regular
28	NEERAJ ARUN GANGURDE	29	Assistant Professor	Male	M.E.	101	Yes	14-12-2019	--	Regular
29	PASARKAR AMRUTA MAYUR	31	Assistant Professor	Female	M.Tech	84	Yes	17-07-2017	--	Regular
30	PATIL AJIT RAJARAM	32	Assistant Professor	Male	M.Tech	108	Yes	15-12-2014	--	Regular
31	PATIL MEGHA ADHIKRAO	31	Assistant Professor	Female	M.Tech	84	Yes	15-02-2016	--	Regular
32	PATIL RAJENDRAKUMAR NARAYAN	51	Professor	Male	Ph.D	372	Yes	24-04-2018	--	Regular
33	PATIL SANGRAM CHANDRAKANT	31	Assistant Professor	Male	M.E.	101	Yes	15-12-2015	--	Regular
34	PATIL SUNILKUMAR RAJARAM	49	Assistant Professor	Male	M.E.	228	Yes	02-05-2014	--	Regular
35	PATIL UDAY SHANKAR	46	Assistant Professor	Male	M.Tech	264	Yes	01-08-2012	--	Regular
36	PATKAR UDAY CHANDRAKANT	40	Assistant Professor	Male	Ph.D	216	Yes	01-08-2012	--	Regular
37	PAWAR PRAJAKTA DAGADU	31	Assistant Professor	Female	M.Tech	101	Yes	29-08-2016	--	Regular
38	PAWAR SANKET SUNIL	32	Assistant Professor	Male	M.Tech	101	Yes	22-12-2015	--	Regular

39	RAHATE PRAMOD GANPATRAO	48	Associate Professor	Male	M.E.	288	Yes	12-07-2017	--	Regular
40	RATHOD SATISHA TUKARAM	37	Assistant Professor	Male	M.E.	120	Yes	10-09-2015	--	Regular
41	RAUT NILESH NARENDRA	34	Assistant Professor	Male	M.E.	96	Yes	11-08-2014	--	Regular
42	SALUNKHE PRAMOD PANDURANG	30	Assistant Professor	Male	M.Tech	92	Yes	09-03-2016	--	Regular
43	SINGH NILESH RAJENDRA	33	Assistant Professor	Male	M.Tech	108	Yes	10-12-2013	--	Regular
44	SWATI ANIL SHENGANE	28	Assistant Professor	Female	M.E.	78	Yes	14-12-2019	--	Regular
45	TAMBADE SHRIDHAR SHRINIWAS	34	Assistant Professor	Male	M.Tech	125	Yes	12-01-2015	--	Regular
46	WANI ATUL BABURAO	45	Assistant Professor	Male	M.Tech	270	Yes	26-07-2012	--	Regular
47	WANI LALITA KIRAN	48	Assistant Professor	Female	M.E.	264	Yes	11-12-2013	--	Regular
48	YADAV PRIYANKA ANKUSH	28	Assistant Professor	Female	M.E.	60	Yes	09-06-2016	--	Regular

National Institutional Ranking Framework

Ministry of Education

Government of India

Welcome to Data Capturing System: OVERALL

Submitted Institute Data for NIRF'2021'

Institute Name: Bharati Vidyapeeth's College of Engineering [IR-O-C-41597]

Sanctioned (Approved) Intake

Academic Year	2019-20	2018-19	2017-18	2016-17	2015-16	2014-15
UG [4 Years Program(s)]	240	240	240	240	-	-

Total Actual Student Strength (Program(s) Offered by Your Institution)

(All programs of all years)	No. of Male Students	No. of Female Students	Total Students	Within State (Including male & female)	Outside State (Including male & female)	Outside Country (Including male & female)	Economically Backward (Including male & female)	Socially Challenged (SC+ST+OBC Including male & female)	No. of students receiving full tuition fee reimbursement from the State and Central Government	No. of students receiving full tuition fee reimbursement from Institution Funds	No. of students receiving full tuition fee reimbursement from the Private Bodies	No. of students who are not receiving full tuition fee reimbursement
UG [4 Years Program(s)]	659	167	826	781	45	0	192	406	167	0	0	431

Placement & Higher Studies

UG [4 Years Program(s)]: Placement & higher studies for previous 3 years

Academic Year	No. of first year students intake in the year	No. of first year students admitted in the year	Academic Year	No. of students admitted through Lateral entry	Academic Year	No. of students graduating in minimum stipulated time	No. of students placed	Median salary of placed graduates(Amount in Rs.)	No. of students selected for Higher Studies
2014-15	300	107	2015-16	159	2017-18	120	63	213000(TWO LAKHS THIRTEEN THOUSAND ONLY)	12
2015-16	300	98	2016-17	168	2018-19	118	98	264000(TWO LAKHS SIXTY FOUR THOUSAND)	14
2016-17	240	128	2017-18	161	2019-20	157	95	240000(TWO LAKHS FORTY THOUSAND)	2

Ph.D Student Details

Ph.D (Student pursuing doctoral program till 2019-20 Students admitted in the academic year 2020-21 should not be entered here.)			
			Total Students
Full Time			0
Part Time			0
No. of Ph.D students graduated (including Integrated Ph.D)			
		2019-20	2018-19
Full Time		0	0

Part Time	0	0	0
-----------	---	---	---

Financial Resources: Utilised Amount for the Capital expenditure for previous 3 years

Academic Year	2019-20	2018-19	2017-18
	Utilised Amount	Utilised Amount	Utilised Amount
Annual Capital Expenditure on Academic Activities and Resources (excluding expenditure on buildings)			
Library	185992 (ONE LAKH EIGHTY FIVE THOUSAND NINE HUNDRED AND NINETY TWO)	321805 (THREE LAKHS TWENTY ONE THOUSAND EIGHT HUNDRED AND FIVE)	4150136 (FOUR LAKHS FIFTY THREE THOUSAND AND THIRTEEN)
New Equipment for Laboratories	750671 (SEVEN LAKHS FIFTY THOUSAND SIX HUNDRED AND SEVENTY ONE)	2699340 (TWENTY SIX LAKHS NINETY NINE THOUSAND THREE HUNDRED AND FORTY)	1753917 (SEVENTEEN LAKHS FIFTY THREE THOUSAND NINE HUNDRED AND SEVENTEEN)
Engineering Workshops	269667 (TWO LAKHS SIXTY NINE THOUSAND SIX HUNDRED AND SIXTY SEVEN)	1828740 (EIGHTEEN LAKHS TWENTY EIGHT THOUSAND SEVEN HUNDRED AND FORTY)	125649 (ONE LAKH TWENTY FIVE THOUSAND SIX HUNDRED AND FORTY NINE)
Other expenditure on creation of Capital Assets (excluding expenditure on Land and Building)	2390574 (TWENTY THREE LAKHS NINETY THOUSAND FIVE HUNDRED AND SEVENTY FOUR)	2100568 (TWENTY ONE LAKHS FIVE HUNDRED AND SIXTY EIGHT)	26651484 (TWO CRORE SIXTY SIX LAKHS FIFTY ONE THOUSAND FOUR HUNDRED AND EIGHTY FOUR)

Financial Resources: Utilised Amount for the Operational expenditure for previous 3 years

Academic Year	2019-20	2018-19	2017-18
	Utilised Amount	Utilised Amount	Utilised Amount
Annual Operational Expenditure			
Salaries (Teaching and Non Teaching staff)	47646435 (FOUR CRORE SEVENTY SIX LAKHS FORTY SIX THOUSAND FOUR HUNDRED AND THIRTY FIVE)	42699885 (FOUR CRORE TWENTY SIX LAKHS NINETY NINE THOUSAND EIGHT HUNDRED AND EIGHTY FIVE)	42411045 (FOUR CRORE TWENTY FOUR LAKHS ELEVEN THOUSAND AND FORTY FIVE)
Maintenance of Academic Infrastructure or consumables and other running expenditures(excluding maintenance of hostels and allied services,rent of the building, depreciation cost, etc)	645621 (SIX LAKHS FORTY FIVE THOUSAND SIX HUNDRED AND TWENTY ONE)	3365038 (THIRTY THREE LAKHS SIXTY FIVE THOUSAND AND THIRTY EIGHT)	2082990 (TWENTY LAKHS EIGHTY THOUSAND NINE HUNDRED AND NINETY)
Seminars/Conferences/Workshops	98132 (NINETY EIGHT THOUSAND ONE HUNDRED AND THIRTY TWO)	176708 (ONE LAKH SEVENTY SIX THOUSAND SEVEN HUNDRED AND EIGHT)	176286 (ONE LAKH SEVENTY SIX THOUSAND TWO HUNDRED AND EIGHTY SIX)

IPR

Calendar year	2019	2018	2017
No. of Patents Published	7	9	1
No. of Patents Granted	0	0	0

Sponsored Research Details

Financial Year	2019-20	2018-19	2017-18
Total no. of Sponsored Projects	5	4	6
Total no. of Funding Agencies	3	3	5
Total Amount Received (Amount in Rupees)	153740	113750	561950
Amount Received in Words	ONE LAKH FIFTY THREE THOUSAND SEVEN HUNDRED AND FORTY	ONE LAKH THIRTEEN THOUSAND SEVEN HUNDRED AND FIFTY	FIVE LAKHS SIXTY ONE THOUSAND NINE HUNDRED AND FIFTY

Consultancy Project Details

Financial Year	2019-20	2018-19	2017-18
Total no. of Consultancy Projects	0	2	1
Total no. of Client Organizations	0	2	1
Total Amount Received (Amount in Rupees)	0	48709	8000
Amount Received in Words	Zero	FORTY EIGHT THOUSAND SEVEN HUNDRED AND NINE	EIGHT THOUSAND

Executive Development Program/Management Development Programs

Financial Year	2019-20	2018-19	2017-18
Total no. of Executive Development Programs/ Management Development Programs	0	0	0
Total no. of Participants	0	0	0
Total Annual Earnings (Amount in Rupees)(Excluding Lodging & Boarding Charges)	0	0	0
Total Annual Earnings in Words	Zero	Zero	Zero

PCS Facilities: Facilities of physically challenged students

1. Do your institution buildings have Lifts/Ramps?	Yes, more than 80% of the buildings
2. Do your institution have provision for walking aids, including wheelchairs and transportation from one building to another for handicapped students?	Yes
3. Do your institution buildings have specially designed toilets for handicapped students?	Yes, more than 80% of the buildings

Accreditation

NBA Accreditation

1. Does your institute have a valid NBA Accreditation?	NO
--	----

NAAC Accreditation

1. Does your institute have a valid NAAC Accreditation?	YES	
Valid from	Valid upto	CGPA
02-11-2018	02-11-2023	2.50

Faculty Details

Srno	Name	Age	Designation	Gender	Qualification	Experience (In Months)	Is Associated Last Year	Currently working with institution?	Joining Date	Leaving Date	Association type
1	ATRE PRADEEP PRABHAKAR	45	Assistant Professor	Male	Ph.D	252	Yes	Yes	01-08-2012	--	Regular
2	BALA KUMKUM ANANDKUMAR	33	Assistant Professor	Female	M.E.	84	Yes	Yes	12-11-2013	--	Regular
3	BHARDWAJ SHIKHA AKASH	39	Assistant Professor	Female	Ph.D	204	Yes	Yes	23-07-2012	--	Regular

4	BHONGALE ATUL GAUTTAM	33	Assistant Professor	Male	M.Tech	72	Yes	Yes	03-07-2015	--	Regular
5	CHATE PARINITA JAGANNATH	37	Assistant Professor	Female	M.E.	125	Yes	Yes	16-12-2013	--	Regular
6	CHOUDHARI LEENA PRAMOD	32	Assistant Professor	Female	M.E.	84	Yes	Yes	09-12-2013	--	Regular
7	DATARKAR AVINASH ASHOK	33	Assistant Professor	Male	M.Tech	96	Yes	Yes	21-08-2012	--	Regular
8	DHAMONE SAGAR PARASHURAM	34	Assistant Professor	Male	M.Tech	144	Yes	Yes	18-08-2016	--	Regular
9	DHANKE JYOTI ATUL	44	Assistant Professor	Female	M. Phil	228	Yes	Yes	01-08-2012	--	Regular
10	GAWHALE SWATI GOPAL	34	Assistant Professor	Female	M.E.	84	Yes	Yes	21-10-2013	--	Regular
11	HASARMANI TOTAPPA SHIVLINGAPPA	38	Assistant Professor	Male	M.Tech	192	Yes	Yes	01-08-2012	--	Regular
12	INGOLE AVINASH MURLIDHAR	34	Assistant Professor	Male	M.Tech	84	Yes	Yes	08-11-2013	--	Regular
13	JADHAV VISHWAS SAMPATRAO	40	Assistant Professor	Male	M.E.	204	Yes	Yes	01-08-2012	--	Regular
14	JAIN NIDHI ANUPAM	42	Assistant Professor	Female	Ph.D	178	Yes	Yes	01-08-2017	--	Regular
15	KADAM PRATIMA MAHADEO	29	Assistant Professor	Female	M.Tech	60	Yes	Yes	18-07-2016	--	Regular
16	KADAM SHANKAR NIVAS	28	Assistant Professor	Male	M.Tech	89	Yes	Yes	20-08-2015	--	Regular
17	KADAM YOGESH VASANT	33	Assistant Professor	Male	M.E.	144	Yes	Yes	01-08-2015	--	Regular
18	KALE SIDDHANT RAJESH	29	Assistant Professor	Male	M.E.	72	Yes	Yes	01-07-2017	--	Regular
19	KALE YOGESH SAMPATRAO	37	Assistant Professor	Male	M.Tech	192	Yes	Yes	01-08-2012	--	Regular
20	KATKAR AJAY ANANDRAO	49	Assistant Professor	Male	M.E.	288	Yes	Yes	18-08-2014	--	Regular
21	LAXMIPRIYA PUNDLIK PUDAGE	26	Assistant Professor	Female	M.E.	66	Yes	Yes	14-12-2019	--	Regular
22	MANE ATISH BABURAO	39	Assistant Professor	Male	M.Tech	192	Yes	Yes	10-10-2016	--	Regular
23	MANE SWAPNIL CHANDRAKANT	36	Assistant Professor	Male	M.E.	120	Yes	Yes	02-01-2013	--	Regular
24	MOKASHI DEVDATTA KASHINATH	39	Assistant Professor	Male	M.Tech	180	Yes	Yes	01-08-2012	--	Regular

25	MOLAWADE MINAKSHI HANMANT	26	Assistant Professor	Female	M.S	54	Yes	Yes	01-01-2016	--	Regular
26	NAGWASE SUBHASH YOUNGIRAJ	33	Assistant Professor	Male	M.Tech	84	Yes	Yes	12-12-2015	--	Regular
27	NATH DEEPSHIKHA PUSHKAR	37	Assistant Professor	Female	M.E.	96	Yes	Yes	06-08-2012	--	Regular
28	NEERAJ ARUN GANGURDE	28	Assistant Professor	Male	M.E.	89	Yes	Yes	14-12-2019	--	Regular
29	PASARKAR AMRUTA MAYUR	30	Assistant Professor	Female	M.Tech	72	Yes	Yes	17-07-2017	--	Regular
30	PATIL AJIT RAJARAM	31	Assistant Professor	Male	M.Tech	96	Yes	Yes	15-12-2014	--	Regular
31	PATIL MEGHA ADHIKRAO	30	Assistant Professor	Female	M.Tech	72	Yes	Yes	15-02-2016	--	Regular
32	PATIL RAJENDRAKUMA R NARAYAN	50	Professor	Male	Ph.D	360	Yes	Yes	24-04-2018	--	Regular
33	PATIL SANGRAM CHANDRAKANT	30	Assistant Professor	Male	M.E.	89	Yes	Yes	15-12-2015	--	Regular
34	PATIL SUNILKUMAR RAJARAM	48	Assistant Professor	Male	M.E.	216	Yes	Yes	02-05-2014	--	Regular
35	PATIL UDAY SHANKAR	45	Assistant Professor	Male	M.Tech	252	Yes	Yes	01-08-2012	--	Regular
36	PATKAR UDAY CHANDRAKANT	39	Assistant Professor	Male	M.Tech	204	Yes	Yes	01-08-2012	--	Regular
37	PAWAR PRAJAKTA DAGADU	30	Assistant Professor	Female	M.Tech	89	Yes	Yes	29-08-2016	--	Regular
38	PAWAR SANKET SUNIL	31	Assistant Professor	Male	M.Tech	89	Yes	Yes	22-12-2015	--	Regular
39	RAHATE PRAMOD GANPATRAO	47	Associate Professor	Male	M.E.	276	Yes	Yes	12-07-2017	--	Regular
40	RATHOD SATISHA TUKARAM	36	Assistant Professor	Male	M.E.	108	Yes	Yes	10-09-2015	--	Regular
41	RAUT NILESH NARENDRA	33	Assistant Professor	Male	M.E.	84	Yes	Yes	11-08-2014	--	Regular
42	SALUNKHE PRAMOD PANDURANG	29	Assistant Professor	Male	M.Tech	80	Yes	Yes	09-03-2016	--	Regular
43	SINGH NILESH RAJENDRA	32	Assistant Professor	Male	M.Tech	96	Yes	Yes	10-12-2013	--	Regular
44	SWATI ANIL SHENGANE	27	Assistant Professor	Female	M.E.	66	Yes	Yes	14-12-2019	--	Regular
45	TAMBADE SHRIDHAR SHRINIWAS	33	Assistant Professor	Male	M.Tech	113	Yes	Yes	12-01-2015	--	Regular

46	WANI ATUL BABURAO	44	Assistant Professor	Male	M.Tech	258	Yes	Yes	26-07-2012	--	Regular
47	WANI LALITA KIRAN	47	Assistant Professor	Female	M.E.	252	Yes	Yes	11-12-2013	--	Regular
48	YADAV PRIYANKA ANKUSH	27	Assistant Professor	Female	M.E.	48	Yes	Yes	09-06-2016	--	Regular

National Institutional Ranking Framework

Ministry of Human Resource Development

Government of India

Welcome to Data Capturing System: OVERALL

Submitted Institute Data for NIRF'2020'

Institute Name: Bharati Vidyapeeth's College of Engineering [IR-O-C-41597]

Sanctioned (Approved) Intake

Academic Year	2018-19	2017-18	2016-17	2015-16	2014-15	2013-14
UG [4 Years Program(s)]	240	240	240	300	-	-

Total Actual Student Strength (Program(s) Offered by Your Institution)

(All programs of all years)	No. of Male Students	No. of Female Students	Total Students	Within State (Including male & female)	Outside State (Including male & female)	Outside Country (Including male & female)	Economically Backward (Including male & female)	Socially Challenged (SC+ST+OBC Including male & female)	No. of students receiving full tuition fee reimbursement from the State and Central Government	No. of students receiving full tuition fee reimbursement from Institution Funds	No. of students receiving full tuition fee reimbursement from the Private Bodies	No. of students who are not receiving full tuition fee reimbursement
UG [4 Years Program(s)]	701	144	845	789	56	0	202	260	173	0	0	289

Placement & Higher Studies

UG [4 Years Program(s)]: Placement & higher studies for previous 3 years

Academic Year	No. of first year students intake in the year	No. of first year students admitted in the year	Academic Year	No. of students admitted through Lateral entry	Academic Year	No. of students graduating in minimum stipulated time	No. of students placed	Median salary of placed graduates(Amount in Rs.)	No. of students selected for Higher Studies
2013-14	300	115	2014-15	197	2016-17	192	77	210000(TWO LACS TEN THOUSAND)	12
2014-15	300	107	2015-16	159	2017-18	120	63	213000(TWO LACS THIRTEEN THOUSAND)	10
2015-16	300	98	2016-17	168	2018-19	118	98	264000(TWO LACS SIXTY FOUR THOUSAND)	14

Ph.D Student Details

Ph.D (Student pursuing doctoral program till 2017-18; Students admitted in the academic year 2018-19 should not be entered here.)				
			Total Students	
Full Time			0	
Part Time			0	
No. of Ph.D students graduated (including Integrated Ph.D)				
		2018-19	2017-18	2016-17
Full Time		0	0	0

Part Time	0	0	0
-----------	---	---	---

Financial Resources: Utilised Amount for the Capital expenditure for previous 3 years

Academic Year	2018-19	2017-18	2016-17
	Utilised Amount	Utilised Amount	Utilised Amount
Annual Capital Expenditure on Academic Activities and Resources (excluding expenditure on buildings)			
Library	321805 (THREE LACS TWENTY ONE THOUSAND EIGHT HUNDRED AND FIVE)	453013 (FOUR LACS FIFTY THREE THOUSAND AND THIRTEEN)	645133 (SIX LACS FORTY FIVE THOUSAND ONE HUNDRED AND THIRTY THREE)
New Equipment for Laboratories	2699340 (TWENTY SIX LACS NINETY NINE THOUSAND THREE HUNDRED AND FORTY)	1753917 (SEVENTEEN LACS FIFTY THREE THOUSAND NINE HUNDRED AND SEVENTEEN)	6490665 (SIXTY FOUR LACS NINETY THOUSAND SIX HUNDRED AND SIXTY FIVE)
Engineering Workshops	1828740 (EIGHTEEN LACS TWENTY EIGHT THOUSAND SEVEN HUNDRED AND FORTY)	125649 (ONE LACS TWENTY FIVE THOUSAND SIX HUNDRED AND FORTY NINE)	22860 (TWENTY TWO THOUSAND EIGHT HUNDRED AND SIXTY)
Other expenditure on creation of Capital Assets (excluding expenditure on Land and Building)	2100568 (TWENTY ONE LACS FIVE HUNDRED AND SIXTY EIGHT)	26651484 (TWO CRORE SIXTY SIX LACS FIFTY ONE THOUSAND FOUR HUNDRED AND EIGHTY FOUR)	25110385 (TWO CRORE FIFTY ONE LACS TEN THOUSAND THREE HUNDRED AND EIGHTY FIVE)

Financial Resources: Utilised Amount for the Operational expenditure for previous 3 years

Academic Year	2018-19	2017-18	2016-17
	Utilised Amount	Utilised Amount	Utilised Amount
Annual Operational Expenditure			
Salaries (Teaching and Non Teaching staff)	42699885 (FOUR CRORE TWENTY SIX LACS NINETY NINE THOUSAND EIGHT HUNDRED AND EIGHTY FIVE)	42411045 (FOUR CRORE TWENTY FOUR LACS ELEVEN THOUSAND AND FORTY FIVE)	40491146 (FOUR CRORE FOUR LACS NINETY ONE THOUSAND ONE HUNDRED AND FORTY SIX)
Maintenance of Academic Infrastructure or consumables and other running expenditures(excluding maintenance of hostels and allied services,rent of the building, depreciation cost, etc)	3365038 (THIRTY THREE LACS SIXTY FIVE THOUSAND AND THIRTY EIGHT)	2082990 (TWENTY LACS EIGHTY THOUSAND NINE HUNDRED AND NINETY)	735772 (SEVEN LACS THIRTY FIVE THOUSAND SEVEN HUNDRED AND SEVENTY TWO)
Seminars/Conferences/Workshops	176708 (ONE LACS SEVENTY SIX THOUSAND SEVEN HUNDRED AND EIGHT)	176286 (ONE LACS SEVENTY SIX THOUSAND TWO HUNDRED AND EIGHTY SIX)	105402 (ONE LACS FIVE THOUSAND FOUR HUNDRED AND TWO)

IPR

Calendar year	2018	2017	2016
No. of Patents Published	9	1	0
No. of Patents Granted	0	0	0

Sponsored Research Details

Financial Year	2018-19	2017-18	2016-17
Total no. of Sponsored Projects	4	6	4
Total no. of Funding Agencies	3	5	4
Total Amount Received (Amount in Rupees)	113750	561950	27500
Amount Received in Words	ONE LAC THIRTEEN THOUSAND SEVEN HUNDRED AND FIFTY	FIVE LACS SIXTY ONE THOUSAND NINE HUNDRED AND FIFTY	TWENTY SEVEN THOUSAND FIVE HUNDRED

Consultancy Project Details

Financial Year	2018-19	2017-18	2016-17
Total no. of Consultancy Projects	2	1	0
Total no. of Client Organizations	2	1	0
Total Amount Received (Amount in Rupees)	48709	8000	0
Amount Received in Words	FORTY EIGHT THOUSAND SEVEN HUNDRED AND NINE	EIGHT THOUSAND	Zero

Executive Development Program/Management Development Programs

Financial Year	2018-19	2017-18	2016-17
Total no. of Executive Development Programs/ Management Development Programs	0	0	0
Total no. of Participants	0	0	0
Total Annual Earnings (Amount in Rupees)(Excluding Lodging & Boarding Charges)	0	0	0
Total Annual Earnings in Words	Zero	Zero	Zero

PCS Facilities: Facilities of physically challenged students

1. Do your institution buildings have Lifts/Ramps?	Yes, more than 80% of the buildings
2. Do your institution have provision for walking aids, including wheelchairs and transportation from one building to another for handicapped students?	Yes
3. Do your institution buildings have specially designed toilets for handicapped students?	Yes, more than 80% of the buildings

Awards Details

1. How many faculty member of your institution have received highly reputed national/international awards/recognition from central government agencies in the previous academic year 2018-19	0
2. How many students of your institution have won international awards in the previous academic year 2018-19	0

Accreditation

NBA Accreditation

1. Does your institute have a valid NBA Accreditation?	NO
--	----

NAAC Accreditation

1. Does your institute have a valid NAAC Accreditation?	YES	
Valid from	Valid upto	CGPA
02-11-2018	02-11-2023	2.50

ICAR Accreditation

1. Does your institute have a valid ICAR Accreditation?	NO
---	----

Village Adoption

Have your institute adopted any village under Unnat Bharat Scheme?	YES
--	-----

Faculty Details

Srno	Name	Age	Designation	Gender	Qualification	Experience (In Months)	Is Associated Last Year	Currently working with institution?	Joining Date	Leaving Date	Association type
1	CHANFRAN NARAYAN	70	Assistant Professor	Male	M.E.	420	Yes	No	03-01-2019	31-05-2019	Visiting
2	PATIL UDAY SHANKAR	44	Assistant Professor	Male	M.Tech	240	Yes	Yes	01-08-2012	--	Regular
3	DHAMANKAR SAURABH SHANKARRAO	29	Assistant Professor	Male	M.Tech	48	Yes	Yes	18-08-2016	--	Regular
4	RAHATE PRAMOD GANPATRAO	46	Associate Professor	Male	M.E.	264	Yes	Yes	12-07-2017	--	Regular
5	JAIN NIDHI ANUPAM	41	Assistant Professor	Female	Ph.D	166	Yes	Yes	01-08-2017	--	Regular
6	TAMBADE SHRIDHAR SHRINIWAS	32	Assistant Professor	Male	M.Tech	101	Yes	Yes	12-01-2015	--	Regular
7	GAWHALE SWATI GOPAL	33	Assistant Professor	Female	M.E.	72	Yes	Yes	21-10-2013	--	Regular
8	SALUNKHE PRAMOD PANDURANG	28	Assistant Professor	Male	M.Tech	68	Yes	Yes	09-03-2016	--	Regular
9	JADHAV VISHWAS SAMPATRAO	39	Assistant Professor	Male	M.E.	192	Yes	Yes	01-08-2012	--	Regular
10	SINGH NILESH RAJENDRA	31	Assistant Professor	Male	M.Tech	84	Yes	Yes	10-12-2013	--	Regular
11	ABOLI MADANRAO DESHPANDE	26	Assistant Professor	Female	M.Tech	6	Yes	No	17-12-2018	31-05-2019	Visiting
12	NATH DEEPSHIKHA PUSHKAR	36	Assistant Professor	Female	M.E.	84	Yes	Yes	06-08-2012	--	Regular
13	BHONGALE ATUL GAUTTAM	32	Assistant Professor	Male	M.Tech	60	Yes	Yes	03-07-2015	--	Regular
14	PATIL SUNILKUMAR RAJARAM	47	Assistant Professor	Male	M.E.	204	Yes	Yes	02-05-2014	--	Regular
15	KATKAR AJAY ANANDRAO	48	Assistant Professor	Male	M.E.	276	Yes	Yes	18-08-2014	--	Regular
16	KALE SIDDHANT RAJESH	28	Assistant Professor	Male	M.E.	60	Yes	Yes	01-07-2017	--	Regular
17	INGOLE AVINASH MURLIDHAR	33	Assistant Professor	Male	M.Tech	72	Yes	Yes	08-11-2013	--	Regular

18	SHIVANI NITIN PAWAR	24	Assistant Professor	Female	M.E.	12	Yes	No	18-06-2018	31-05-2019	Visiting
19	KADAM YOGESH VASANT	32	Assistant Professor	Male	M.E.	132	Yes	Yes	01-08-2015	--	Regular
20	KADAM PRATIMA MAHADEO	28	Assistant Professor	Female	M.Tech	48	Yes	Yes	18-07-2016	--	Regular
21	WANI LALITA KIRAN	46	Assistant Professor	Female	M.E.	240	Yes	Yes	11-12-2013	--	Regular
22	JASWANDKAR SHARAD VITTHAL	36	Assistant Professor	Male	M.E.	48	Yes	Yes	01-01-2015	--	Regular
23	WANI ATUL BABURAO	43	Assistant Professor	Male	M.Tech	246	Yes	Yes	26-07-2012	--	Regular
24	MOKASHI DEVDATTA KASHINATH	38	Assistant Professor	Male	M.Tech	168	Yes	Yes	01-08-2012	--	Regular
25	DHANKE JYOTI ATUL	43	Assistant Professor	Female	M. Phil	216	Yes	Yes	01-08-2012	--	Regular
26	RAUT NILESH NARENDRA	32	Assistant Professor	Male	M.E.	72	Yes	Yes	11-08-2014	--	Regular
27	KALE YOGESH SAMPATRAO	36	Assistant Professor	Male	M.Tech	180	Yes	Yes	01-08-2012	--	Regular
28	BHARDWAJ SHIKHA AKASH	38	Assistant Professor	Female	Ph.D	192	Yes	Yes	23-07-2012	--	Regular
29	PATIL SANGRAM CHANDRAKANT	29	Assistant Professor	Male	M.E.	77	Yes	Yes	15-12-2015	--	Regular
30	CHOUDHARI LEENA PRAMOD	31	Assistant Professor	Female	M.E.	72	Yes	Yes	09-12-2013	--	Regular
31	PAWAR PRAJAKTA DAGADU	29	Assistant Professor	Female	M.Tech	77	Yes	Yes	29-08-2016	--	Regular
32	KADAM SHANKAR NIVAS	27	Assistant Professor	Male	M.Tech	77	Yes	Yes	20-08-2015	--	Regular
33	YADAV PRIYANKA ANKUSH	26	Assistant Professor	Female	B.E	36	Yes	Yes	09-06-2016	--	Regular
34	ATRE PRADEEP PRABHAKAR	44	Assistant Professor	Male	Ph.D	240	Yes	Yes	01-08-2012	--	Regular
35	PATIL MEGHA ADHIKRAO	29	Assistant Professor	Female	M.Tech	60	Yes	Yes	15-02-2016	--	Regular
36	KHAPPER VISHWANATH CHANABASAYYA	34	Assistant Professor	Male	M.Tech	108	Yes	Yes	18-08-2016	--	Regular
37	DATARKAR AVINASH ASHOK	32	Assistant Professor	Male	M.Tech	84	Yes	Yes	21-08-2012	--	Regular
38	PAWAR SANKET SUNIL	30	Assistant Professor	Male	M.Tech	77	Yes	Yes	22-12-2015	--	Regular
39	CHATE PARINITA JAGANNATH	36	Assistant Professor	Female	M.E.	113	Yes	Yes	16-12-2013	--	Regular

40	PATKAR UDAY CHANDRAKANT	38	Assistant Professor	Male	M.Tech	192	Yes	Yes	01-08-2012	--	Regular
41	MOLAWADE MINAKSHI HANMANT	25	Assistant Professor	Female	M.S	42	Yes	Yes	01-01-2016	--	Regular
42	DHAMONE SAGAR PARASHURAM	33	Assistant Professor	Male	M.Tech	132	Yes	Yes	18-08-2016	--	Regular
43	RATHOD SATISHA TUKARAM	35	Assistant Professor	Male	M.E.	96	Yes	Yes	10-09-2015	--	Regular
44	MANE SWAPNIL CHANDRAKANT	35	Assistant Professor	Male	M.E.	108	Yes	Yes	02-01-2013	--	Regular
45	BALA KUMKUM ANANDKUMAR	32	Assistant Professor	Female	M.E.	72	Yes	Yes	12-11-2013	--	Regular
46	PATIL RAJENDRAKUMA R NARAYAN	49	Professor	Male	Ph.D	348	Yes	Yes	24-04-2018	--	Regular
47	MANE ATISH BABURAO	38	Assistant Professor	Male	M.Tech	180	Yes	Yes	10-10-2016	--	Regular
48	AMRUTA YUVRAJ PATIL	31	Assistant Professor	Female	M.E.	6	Yes	No	18-12-2018	31-05-2019	Visiting
49	PASARKAR AMRUTA MAYUR	29	Assistant Professor	Female	M.Tech	60	Yes	Yes	17-07-2017	--	Regular
50	NAGWASE SUBHASH YOU GIRAJ	32	Assistant Professor	Male	M.Tech	72	Yes	Yes	12-12-2015	--	Regular
51	HASARMANI TOTAPPA SHIVLINGAPPA	37	Assistant Professor	Male	M.Tech	180	Yes	Yes	01-08-2012	--	Regular
52	SHITAL JAGANNATH CHATE	28	Assistant Professor	Female	M.E.	11	Yes	No	23-07-2018	31-05-2019	Visiting
53	ANKITA SURESHRAO SAWALKAR	26	Assistant Professor	Female	M.Tech	12	Yes	No	18-06-2018	31-05-2019	Visiting
54	PATIL AJIT RAJARAM	30	Assistant Professor	Male	M.Tech	84	Yes	Yes	15-12-2014	--	Regular

National Institutional Ranking Framework

Ministry of Human Resource Development

Government of India

Welcome to Data Capturing System: OVERALL

Submitted Institute Data for NIRF'2019'

Institute Name: Bharati Vidyapeeth's College of Engineering [IR-O-C-41597]

Sanctioned (Approved) Intake

Academic Year	2017-18	2016-17	2015-16	2014-15	2013-14	2012-13
UG [4 Years Program(s)]	240	240	300	300	-	-

Total Actual Student Strength (Program(s) Offered by Your Institution)

(All programs of all years)	No. of Male Students	No. of Female Students	Total Students	Within State (Including male & female)	Outside State (Including male & female)	Outside Country (Including male & female)	Economically Backward (Including male & female)	Socially Challenged (SC+ST+OBC Including male & female)	No. of students receiving full tuition fee reimbursement from the State and Central Government	No. of students receiving full tuition fee reimbursement from Institution Funds	No. of students receiving full tuition fee reimbursement from the Private Bodies	No. of students who are not receiving full tuition fee reimbursement
UG [4 Years Program(s)]	677	116	793	715	78	0	171	258	126	0	0	303

Placement & Higher Studies

UG [4 Years Program(s)]: Placement & higher studies for previous 3 years

Academic Year	No. of first year students intake in the year	No. of first year students admitted in the year	Academic Year	No. of students admitted through Lateral entry	Academic Year	No. of students graduating in minimum stipulated time	No. of students placed	Median salary of placed graduates(Amount in Rs.)	No. of students selected for Higher Studies
2012-13	300	100	2013-14	110	2015-16	122	37	300000(THREE LACS)	14
2013-14	300	115	2014-15	197	2016-17	192	77	210000(TWO LACS TEN THOUSAND)	12
2014-15	300	107	2015-16	159	2017-18	120	63	213000(TWO LACS THIRTEEN THOUSAND)	10

Ph.D Student Details

Ph.D (Student pursuing doctoral program till 2017-18; Students admitted in the academic year 2018-19 should not be entered here.)				
			Total Students	
Full Time			0	
Part Time			0	
No. of Ph.D students graduated (including Integrated Ph.D)				
		2017-18	2016-17	2015-16
Full Time		0	0	0
Part Time		0	0	0

Financial Resources: Utilised Amount for the Capital expenditure for previous 3 years

Academic Year	2017-18	2016-17	2015-16
	Utilised Amount	Utilised Amount	Utilised Amount
Annual Capital Expenditure on Academic Activities and Resources (excluding expenditure on buildings)			
Library	453013 (FOUR LACS FIFTY THREE THOUSAND AND THIRTEEN)	645133 (SIX LACS FORTY FIVE THOUSAND ONE HUNDRED AND THIRTY THREE)	839975 (EIGHT LACS THIRTY NINE THOUSAND NINE HUNDRED AND SEVENTY FIVE)
New Equipment for Laboratories	1753917 (SEVENTEEN LACS FIFTY THREE THOUSAND NINE HUNDRED AND SEVENTEEN)	6490665 (SIXTY FOUR LACS NINETY THOUSAND SIX HUNDRED AND SIXTY FIVE)	5796745 (FIFTY SEVEN LACS NINETY SIX THOUSAND SEVEN HUNDRED AND FORTY FIVE)
Engineering Workshops	125649 (ONE LACS TWENTY FIVE THOUSAND SIX HUNDRED AND FORTY NINE)	22860 (TWENTY TWO THOUSAND EIGHT HUNDRED AND SIXTY)	127271 (ONE LACS TWENTY SEVEN THOUSAND TWO HUNDRED AND SEVENTY ONE)
Other expenditure on creation of Capital Assets (excluding expenditure on Land and Building)	26651484 (TWO CRORE SIXTY SIX LACS FIFTY ONE THOUSAND FOUR HUNDRED AND EIGHTY FOUR)	25110385 (TWO CRORE FIFTY ONE THOUSAND THREE HUNDRED AND EIGHTY FIVE)	20027048 (TWO CRORE TWENTY SEVEN THOUSAND AND FORTY EIGHT)

Financial Resources: Utilised Amount for the Operational expenditure for previous 3 years

Academic Year	2017-18	2016-17	2015-16
	Utilised Amount	Utilised Amount	Utilised Amount
Annual Operational Expenditure			
Salaries (Teaching and Non Teaching staff)	42411045 (FOUR CRORE TWENTY FOUR LACS ELEVEN THOUSAND AND FORTY FIVE)	40491146 (FOUR CRORE FOUR LACS NINETY ONE THOUSAND ONE HUNDRED AND FORTY SIX)	33617769 (THREE CRORE THIRTY SIX LACS SEVENTEEN THOUSAND SEVEN HUNDRED AND SIXTY NINE)
Maintenance of Academic Infrastructure or consumables, other running expenditures etc.(excluding maintenance of hostels and allied services)	2082990 (TWENTY LACS EIGHTY TWO THOUSAND NINE HUNDRED AND NINETY)	735772 (SEVEN LACS THIRTY FIVE THOUSAND SEVEN HUNDRED AND SEVENTY TWO)	364723 (THREE LACS SIXTY FOUR THOUSAND SEVEN HUNDRED AND TWENTY THREE)
Seminars/Conferences/Workshops	176286 (ONE LACS SEVENTY SIX THOUSAND TWO HUNDRED AND EIGHTY SIX)	105402 (ONE LACS FIVE THOUSAND FOUR HUNDRED AND TWO)	169245 (ONE LACS SIXTY NINE THOUSAND TWO HUNDRED AND FORTY FIVE)

IPR

Calendar year	2017	2016	2015
No. of Patents Published	1	0	0
No. of Patents Granted	0	0	0

Sponsored Research Details

Financial Year	2017-18	2016-17	2015-16
Total no. of Sponsored Projects	6	4	0
Total no. of Funding Agencies	5	4	0
Total Amount Received (Amount in Rupees)	561950	27500	0
Amount Received in Words	FIVE LACS SIXTY ONE THOUSAND NINE HUNDRED AND FIFTY	TWENTY SEVEN THOUSAND AND FIVE HUNDRED	Zero

Consultancy Project Details

Financial Year	2017-18	2016-17	2015-16
----------------	---------	---------	---------

Total no. of Consultancy Projects	1	0	1
Total no. of Client Organizations	1	0	1
Total Amount Received (Amount in Rupees)	8000	0	600
Amount Received in Words	EIGHT THOUSAND	Zero	SIX HUNDRED

Executive Development Programs (Minimum one year duration)

Financial Year	2017-18	2016-17	2015-16
Total no. of Executive Development Programs	0	0	0
Total no. of Participants	0	0	0
Total Amount Received (Amount in Rupees)	0	0	0
Total Annual Earnings in Words	Zero	Zero	Zero

PCS Facilities: Facilities of physically challenged students

1. Do your institution buildings have Lifts/Ramps?	Yes, more than 80% of the buildings
2. Do your institution have provision for walking aids, including wheelchairs and transportation from one building to another for handicapped students?	Yes
3. Do your institution buildings have specially designed toilets for handicapped students?	Yes, more than 80% of the buildings

Faculty Details

1. How many faculty members of your institution have received highly reputed national/international awards/recognition from Central government agencies in the previous year (2017-18)?	0
---	---

Faculty Details

Srno	Name	Age	Designation	Gender	Qualification	Experience (In Months)	Is Associated Last Year	Currently working with institution?	Joining Date	Leaving Date	Association type
1	ATRE PRADEEP PRABHAKAR	43	Assistant Professor	Male	Ph.D	228	Yes	Yes	01-08-2012	--	Regular
2	DHAMANKAR SAURABH SHANKARRAO	28	Assistant Professor	Male	M.Tech	36	Yes	Yes	18-08-2016	--	Regular
3	JASWANDKAR SHARAD VITTHAL	35	Assistant Professor	Male	M.E.	36	Yes	Yes	01-01-2015	--	Regular
4	KUDALE SHRIDHAR PANDHARINATH	31	Assistant Professor	Male	M.S	48	Yes	No	01-01-2015	31-08-2017	Adhoc / Contractual
5	NATH DEEPSHIKHA PUSHKAR	35	Assistant Professor	Female	M.E.	72	Yes	Yes	06-08-2012	--	Regular
6	PATKAR UDAY CHANDRAKANT	37	Assistant Professor	Male	M.Tech	180	Yes	Yes	01-08-2012	--	Regular
7	SHENDOKAR SACHIN MAROTRAO	45	Professor	Male	Ph.D	252	Yes	No	01-08-2012	01-10-2018	Regular

8	BADE SACHIN GORAKSHA	29	Assistant Professor	Male	M.Tech	48	Yes	No	21-06-2016	31-05-2018	Visiting
9	DHAMONE SAGAR PARASHURAM	32	Assistant Professor	Male	M.Tech	120	Yes	Yes	18-08-2016	--	Regular
10	KADAM PRATIMA MAHADEO	27	Assistant Professor	Female	M.Tech	36	Yes	Yes	18-07-2016	--	Regular
11	MANE ATISH BABURAO	37	Assistant Professor	Male	M.Tech	168	Yes	Yes	10-10-2016	--	Regular
12	PASARKAR AMRUTA MAYUR	28	Assistant Professor	Female	M.Tech	48	Yes	Yes	17-07-2017	--	Regular
13	PAWAR PRAJAKTA DAGADU	28	Assistant Professor	Female	M.Tech	65	Yes	Yes	29-08-2016	--	Regular
14	SHINDE DHIRAJ DHONDIRAM	31	Assistant Professor	Male	M.E.	36	Yes	No	24-08-2015	31-12-2017	Regular
15	CHATE PARINITA JAGANNATH	35	Assistant Professor	Female	M.E.	101	Yes	Yes	16-12-2013	--	Regular
16	INGOLE AVINASH MURLIDHAR	32	Assistant Professor	Male	M.Tech	60	Yes	Yes	08-11-2013	--	Regular
17	KALE YOGESH SAMPATRAO	35	Assistant Professor	Male	M.Tech	168	Yes	Yes	01-08-2012	--	Regular
18	MOLAWADE MINAKSHI HANMANT	24	Assistant Professor	Female	B.E	24	Yes	Yes	01-01-2016	--	Adhoc / Contractual
19	PATIL SANGRAM CHANDRAKANT	28	Assistant Professor	Male	M.E.	65	Yes	Yes	15-12-2015	--	Regular
20	RAUT NILESH NARENDRA	31	Assistant Professor	Male	M.E.	60	Yes	Yes	11-08-2014	--	Regular
21	WANI LALITA KIRAN	45	Assistant Professor	Female	M.E.	228	Yes	Yes	11-12-2013	--	Regular
22	CHOUDHARI LEENA PRAMOD	30	Assistant Professor	Female	M.E.	60	Yes	Yes	09-12-2013	--	Regular
23	JADHAV VISHWAS SAMPATRAO	38	Assistant Professor	Male	M.E.	180	Yes	Yes	01-08-2012	--	Regular
24	KATKAR AJAY ANANDRAO	47	Assistant Professor	Male	M.E.	264	Yes	Yes	18-08-2014	--	Regular
25	MORE SANJAY SHIVAJI	30	Assistant Professor	Male	M.Tech	24	Yes	No	21-08-2015	15-12-2017	Adhoc / Contractual
26	PATIL SUNILKUMAR RAJARAM	46	Assistant Professor	Male	M.E.	192	Yes	Yes	02-05-2014	--	Regular
27	SABALE VISHAL DHONDIRAM	29	Assistant Professor	Male	M.E.	50	Yes	No	07-09-2015	18-12-2017	Adhoc / Contractual
28	YADAV PRIYANKA ANKUSH	25	Assistant Professor	Female	B.E	24	Yes	Yes	09-06-2016	--	Adhoc / Contractual

29	BHARDWAH SHIKHA AKASH	37	Assistant Professor	Female	Ph.D	180	Yes	Yes	23-07-2012	--	Regular
30	GAWHALE SWATI GOPAL	32	Assistant Professor	Female	M.E.	60	Yes	Yes	21-10-2013	--	Regular
31	KADAM YOGESH VASANT	31	Assistant Professor	Male	M.E.	120	Yes	Yes	01-08-2015	--	Regular
32	MEHTA HIMALI HASMUKH	52	Assistant Professor	Female	M.E.	348	Yes	No	21-07-2014	02-05-2018	Adhoc / Contractual
33	PATIL MEGHA ADHIKRAO	28	Assistant Professor	Female	M.Tech	48	Yes	Yes	15-02-2016	--	Regular
34	RAHATE PRAMOD GANPATRAO	45	Associate Professor	Male	M.E.	252	Yes	Yes	12-07-2017	--	Regular
35	TAMBADE SHRIDHAR SHRINIWAS	31	Assistant Professor	Male	M.Tech	89	Yes	Yes	12-01-2015	--	Regular
36	BHONGALE ATUL GAUTTAM	31	Assistant Professor	Male	M.Tech	48	Yes	Yes	03-07-2015	--	Regular
37	HASARMANI TOTAPPA SHIVLINGAPPA	36	Assistant Professor	Male	M.Tech	168	Yes	Yes	01-08-2012	--	Regular
38	KALE SIDDHANT RAJESH	27	Assistant Professor	Male	M.E.	48	Yes	Yes	01-07-2017	--	Regular
39	MOKASHI DEVDATTA KASHINATH	37	Assistant Professor	Male	M.Tech	156	Yes	Yes	01-08-2012	--	Regular
40	PATIL RAJENDRAKUMA R NARAYAN	48	Professor	Male	Ph.D	336	Yes	Yes	24-04-2018	--	Adhoc / Contractual
41	RATHOD SATISHA TUKARAM	34	Assistant Professor	Male	M.E.	84	Yes	Yes	10-09-2015	--	Regular
42	WANI ATUL BABURAO	42	Assistant Professor	Male	M.Tech	234	Yes	Yes	26-07-2012	--	Regular
43	BALA KUMKUM ANANDKUMAR	31	Assistant Professor	Female	M.E.	60	Yes	Yes	12-11-2013	--	Regular
44	DHANKE JYOTI ATUL	42	Assistant Professor	Female	M. Phil	204	Yes	Yes	01-08-2012	--	Regular
45	KADAM SHANKAR NIVAS	26	Assistant Professor	Male	M.Tech	65	Yes	Yes	20-08-2015	--	Regular
46	MANE SWAPNIL CHANDRAKANT	34	Assistant Professor	Male	M.E.	96	Yes	Yes	02-01-2013	--	Regular
47	PATIL AJIT RAJARAM	29	Assistant Professor	Male	M.Tech	72	Yes	Yes	15-12-2014	--	Regular
48	PAWAR SANKET SUNIL	29	Assistant Professor	Male	M.Tech	65	Yes	Yes	22-12-2015	--	Regular
49	SINGH NILESH RAJENDRA	30	Assistant Professor	Male	M.Tech	72	Yes	Yes	10-12-2013	--	Regular
50	DATARKAR AVINASH ASHOK	31	Assistant Professor	Male	M.Tech	72	Yes	Yes	21-08-2012	--	Regular

51	JAIN NIDHI ANUPAM	40	Assistant Professor	Female	Ph.D	154	Yes	Yes	01-08-2017	--	Regular
52	KHAPPER VISHWANATH CHANABASAYYA	33	Assistant Professor	Male	M.Tech	96	Yes	Yes	18-08-2016	--	Regular
53	NAGWASW SUBHASH YUGIRAJ	31	Assistant Professor	Male	M.Tech	60	Yes	Yes	12-12-2015	--	Regular
54	PATIL UDAY SHANKAR	43	Assistant Professor	Male	M.Tech	228	Yes	Yes	01-08-2012	--	Regular
55	SALUNKHE PRAMOD PANDURANG	27	Assistant Professor	Male	M.Tech	56	Yes	Yes	09-03-2016	--	Regular
56	YADAV SAMARJEET HEMRAJ	26	Assistant Professor	Male	B.Tech	48	Yes	Yes	04-12-2014	--	Adhoc / Contractual

Name: Yogesh V. Kadam

Designation: Assistant Professor

Dept.: Computer Engg.

Part A				
Academic Record Book		Completion status (Yes/No) To be filled in by faculty	Verified Status (Complete / Incomplete) To be filled in by HoD	Scrutiny Remark
1.	Faculty profile	Yes		
2.	Teaching Load	Yes		
3.	Timetable	Yes		
4.	Lesson Plan	Yes		
5.	Attendance	Yes		
6.	Entry / assessment of			
	a. Class tests	No		
	b. Quizzes	No		
	c. Visits	No		
	d. Mini Projects	No		
	e. In Sem Examination	Yes		
	f. End Sem Examination	Yes		
	g. Oral Examination	Yes		
	h. Practical Examination	NA		
	i. Guest Lectures / Seminars	No		
	j. Tutorial	No		
7.	Practical Plan (Separate for each batch)	NA		
8.	Practical progressive assessment	NA		
9.	Attendance of remedial classes (Conduction of remedial class (At least one is mandatory))	NA		
10.	Attendance of repeat turns of practical	NA		
11.	Counseling records	No		
Signature				

Part B				
Faculty Members Personal Course File (Academic)		Completion status (Yes/No) To be filled in by Faculty	Verified Status (Complete / Incomplete) To be filled in by HoD	Scrutiny Remark
1.	Course Structure	Yes		
2.	Syllabus	Yes		
3.	Mapping of COs with PO and PSOs	Yes		

4.	Study material for students e.g. Notes/ PPTs	Yes		
5.	University End Sem Examination Quest. papers	Yes		
6.	University In Sem Examination Ques. papers	Yes		
7.	Manuscripts of Assignments	Yes		
8.	Manuscripts of Test Question papers	Yes		
9.	Additional reference reading material	No		
10.	Question Banks			
	a. Descriptive Questions	Yes		
	b. MCQs	NA		
11.	Question Banks for advanced learners	No		
12.	Laboratory Manuals	NA		
13.	Sample write-ups	NA		
14.	Sample/ Ideal readings of experiments	NA		
15.	Designed contents beyond syllabus	No		
16.	Student Centric Method			
	a. Experiential Learning	No		
	b. Participative Learning	No		
	c. Problem Solving Methodologies	No		
	d. If any	No		
	Signature			

Part C				
Course File for Department (Administrative)		Completion status (Yes/No)	Verified Status (Complete / Incomplete)	Scrutiny Remark
		To be filled in by faculty	To be filled in by HoD	
1.	Course Structure	Yes		
2.	Syllabus (Input received from PAC conducted before commencement of semester)	Yes		
3.	Supporting MOOCS for curriculum	Yes		
4.	Special Programs for Advanced Learners	No		

5.	Special Programs for Slow Learners.	No		
6.	Mapping of COs with PO and PSOs	Yes		
7.	Deciding targeted values of COs (With justification)	Yes		
8.	Mapping of COs with			
	a. Theory	Yes		
	b. Term work (Pr / Assgn)	NA		
	c. Attendance	No		
	d. Class tests	No		
	e. Quizzes	No		
	f. Visits	No		
	g. Mini Projects	No		
	h. In Sem Examination	Yes		
	i. End Sem Examination	Yes		
	j. Oral Examination	Yes		
	k. Practical Examination	NA		
	l. Guest Lectures / Seminars	No		
	m. Tutorial	No		
9.	Sample feedback forms from			
	a. Students on COS, Teaching & Learning	Yes		
	b. Parents on Teaching & Learning	NA		
	c. Peers on Teaching & Learning, COs	NA		
10.	Formulae to calculate CO attainment (to be presented Graphically and Mathematically)	NA		
11.	Analysis of feedback forms	Yes		
12.	Calculations of COs	NA		
13.	Analysis for the difference in targeted values and Attained values of COs	NA		
14.	Proposed steps to be taken for further course of action	NA		
15.	Action Taken on Feedback	NA		
16.	Impact Analysis	NA		
17.	Notices for remedial classes & repeat turns of practical	NA		
Signature				

MEMORANDUM OF UNDERSTANDING

This Memorandum of Understanding (hereinafter "MoU") Is made and executed on this 12th day of October 2021 at Pune

BY AND BETWEEN

SYMBIOSIS CENTRE FOR ENTREPRENEURSHIP AND INNOVATION (SCEI) a section 8 company registered under Indian Companies Act, 2013 and established by Symbiosis International (Deemed University) and supported by Department of Science and Technology, Government of India having its registered office at Symbiosis International (Deemed University) Hill base campus, Gram: Lavale, Taluka: Mulshi, District: Pune, Maharashtra India. Pin:412115, hereinafter referred to as "SCEI" (Which expression unless repugnant and contrary to the context, shall mean and include its directors, administrators and assigns).

And

Bharati Vidyapeeth's College of Engineering, Lavale, Pune-412115 under its parent body **Bharati Vidyapeeth's Pune 411030**, hereafter referred to as **BVCOEL, Pune**

BVCOEL and SCEI, Pune may be referred to herein individually as a "Party" and collectively as "Parties"

Whereas, SCEI, a Special Purpose Vehicle established by Symbiosis International (Deemed University) University, has been funded by Department of Science and Technology, Govt. of India under NATIONAL INITIATIVE FOR DEVELOPING AND HARNESSING INNOVATIONS (NIDHI), Technology Business Incubator TBI (NIDHI-TBI) scheme with an objective of supporting early stage startups. SCEI aims to nurture and promote the spirit of entrepreneurship in India through various initiatives such as training programmes, mentoring, incubation, pre-incubation, etc.

And whereas, to facilitate the entrepreneurial activities on campus and foster student entrepreneurship, SCEI and BVCOEL have decided to enter into this Memorandum of Understanding (hereinafter referred to as MoU), which defines the framework for the cooperation of the two institutions set out in the following sections.

IT IS HEREBY AGREED by and between the parties hereto as follows:

1. PURPOSE:

This MoU is entered into between the BVCOEL and SCEI wherein both the parties agree to work together to develop the entrepreneurship development capabilities of the BVCOEL leveraging SCEI network, expertise, models, content frameworks and best practices for entrepreneurship development and programmes.

2. SCOPE OF CO-OPERATION:

2.1. The common intent and goals of Parties in this MoU is to develop impactful programmes, entrepreneurship and innovation cell organizational structures and policies within the BVCOEL for entrepreneurship development towards the goal of creating student entrepreneurs, and a vibrant campus entrepreneurship eco-system.

2.2. Both Parties are committing to sincerely fulfilling their roles and responsibilities to the fullest in order to accomplish the defined goals mutually outlined by them.

3. Contributions of SCEI as under this MOU:

3.1 SCEI will guide the BVCOEL entrepreneurship Cell / Innovation Council). In case the BVCOEL already has E-Cell/Innovation Council, SCEI will help in making the cell more active and impactful, with guidance and for planning and conducting various activities related to entrepreneurship, innovation, design thinking, IPR, etc.

3.2 SCEI will help the BVCOEL in identifying suitable students as E-Cell/Innovation Council Leaders.

3.3 SCEI will help BVCOEL to inspire and motivate their students for entrepreneurship through online/offline awareness sessions, invitation for SCEI organized webinars, etc.

3.4 SCEI will help the BVCOEL on capacity building of their faculty members to launch and lead campus entrepreneurship development initiatives through joint faculty training programmes.

3.5 SCEI will help BVCOEL to design a calendar of activities to be conducted by the E-Cell throughout the year. BVCOEL may choose the activities to be undertaken.

3.6 SCEI will help BVCOEL to design and organize joint activities which shall include but shall not be limited to creation of business plans, Competitions, Innovation Challenges, Idea Carnivals, Boot Camps, Hackathons, etc. Such

activities may be promoted as being jointly conducted by SCEI and the BVCOEL, subject to mutual discussion and agreement on the terms by both the parties, on case-to-case basis

- 3.7 SCEI may help BVCOEL to connect with resource persons (speakers, judges, etc.) for various entrepreneurial activities at institute. The travel, stay, logistics arrangements, coordination with the resource person and honorarium, if any, will be managed by the BVCOEL. SCEI's role will be just that of connecting with the resource person. It is expected that the BVCOEL deals and communicates with these resource persons in a professional manner ensuring that in no way their communication or interaction harms the professional relation SCEI has with these resource persons.
- 3.8 SCEI may also provide access to its innovation lab to the students of the BVCOEL at discounted/no charges, at the discretion of SCEI team, on case-to-case basis.
- 3.9 SCEI may provide partial/full scholarship for their training programmes to selected students from the BVCOEL demonstrating high entrepreneurial intent and potential, at the discretion of SCEI team, on case-to-case basis.
- 3.10 SCEI may provide guidance and support to the BVCOEL in building entrepreneur community more specifically in building entrepreneurial panels of mentors, and experts for the various kinds of programs.
- 3.11 For events, competitions, etc. of national level organized jointly by SCEI and the BVCOEL, SCEI may, at the discretion if it's CEO, may offer rewards in the form of free/discounted entry to some paid training, mentoring or pre-incubation programme/s to the top performing teams of the event/competition. The nature of the reward will be decided by SCEI team and communicated to the BVCOEL.
- 3.12 SCEI can organize "A Day at SCEI" trips at SCEI campus for selected students of the BVCOEL. As a part of this initiative, the students can visit SCEI campus, have a look at the innovation lab as well as the unique puzzle zone, and interact with the Startups incubated at SCEI. On request, customized activities such as puzzle fair, entrepreneurial games, short workshops, hands-on activities 3D printers, Laser Cutting M/c, etc. can also be planned at discounted/no charges. Details will be worked out on case-to-case basis. The travel, food and other arrangements will have to be managed by the BVCOEL. These visits will be subject to the restrictions related to Covid-19 imposed by the Government authorities from time to time.



3.13 Subject to the interest of the BVCOEL, SCEI may offer customized short/long term training programmes for the students, alumni, staff, and faculty of the BVCOEL on topics such as innovation, business models, design thinking, entrepreneurial motivation, intrapreneurship, business plans, entrepreneurial leadership, lean startup, etc. Joint incubation or pre-incubation programme for students of the BVCOEL can also be considered. Joint certificates from SCEI and the BVCOEL may also be issued to the participants. The course content, training dates, duration, delivery channel, and possibility of joint certification, financials and other relevant matters will be discussed and finalized on case-to-case basis.

3.14 It is further agreed that all the above activities shall be on best effort basis and subject to availability of resources at the disposal of SCEI.

4. FUNDING:

4.1 Neither Party shall enter into any contract on behalf of the other Party nor commit the other to any expense without the other Party's prior express written authority.

4.2 All activities carried out under the terms of this MoU shall be separately negotiated and determined by both Parties in a separate writing, subject to available resources and giving consideration to other limiting conditions.

4.3 Each Party shall bear its own costs and expenses for the activities arising from this MoU unless otherwise mutually arranged and agreed upon by the Parties in writing.

4.4 The BVCOEL hereby agrees to bear the expenses of any material/resources that are provided by SCEI in fulfillment of its obligations laid out in Clause 3 of this Agreement. SCEI in consultation with BV COEL reserves the right to finalise the expenses borne by it on case to case basis.

5. Contributions of BVCOEL as under this MoU:

5.1 The BVCOEL hereby agrees to extend full support and willingness from the management to help develop the institution's entrepreneurship capacity.

5.2 BVCOEL should be committed to facilitate & support entrepreneurship courses, programs and activities on a regular basis and allocate necessary resources and permissions to enable implementation of these activities.

- 5.3 BVCOEL shall assign dedicated faculty team (at-least two faculty members) having interest, motivation and ability to be an entrepreneur educator and facilitator to be Entrepreneurship Faculty Leaders for effectively conducting the activities and initiatives covered under this MoU.
- 5.4 BVCOEL shall appoint / depute a faculty member having interest in entrepreneurship, to act as a Single Point of Contact (SPOC). The SPOC can be one of the Entrepreneurship Faculty Leaders. All communication with SCEI will be routed through the SPOC, keeping the head (principal/director) of the BVCOEL informed of the development.
- 5.5 BVCOEL shall identify and nominate 3-4 students, from the E-Cell/ Innovation Council executive team, as Student Ambassadors of SCEI in the institute.
- 5.6 BVCOEL shall support SCEI in its endeavors of creating impact in the entrepreneurial ecosystem by promoting SCEI events, training and incubation programmes, etc. through its social media channels.
- 5.7 BVCOEL shall organize one inaugural/orientation event to officially announce this partnership. The event can be online or offline and all the students as well as faculty of the institute should be invited. SCEI representative will also address the participants during this event, apprising them of the opportunities and benefits that can be availed.
- 5.8 BVCOEL should arrange one awareness session by SCEI Team about this collaboration during the induction/orientation programme for freshly admitted students every year.
- 5.9 BVCOEL shall assure the attendance of students and/or faculty in all the joint programmes.
- 5.10 BVCOEL shall share with SCEI the database of the participants of all events where SCEI has been showcased as a partner.

6. CONFIDENTIALITY:

6.1. The Parties acknowledge that the existence and all the terms of this Agreement including any amendment to this agreement / any separate agreement to be executed hereinafter and any oral or written information exchanged between the Parties in connection with the preparation and performance of this Agreement are regarded as confidential information.

6.2. Both the parties hereby undertake that they shall not at any time during the continuance in force of this Agreement or any time later divulge any information in relation to the other party's affairs or activities especially to any third party nor disclose such information to any third party except as may be required in carrying out the terms of this Agreement hereto solely and/or for the purposes of rendering services pursuant to this Agreement and shall only be so provided with the prior written consent of both the Parties.

7. OWNERSHIP AND INTELLECTUAL PROPERTY RIGHTS:

7.1. All Parties agree to respect each other's rights to intellectual property. All proprietary information, copyrights, trademarks, trade names, logos and any other intellectual property of each Party shall remain the exclusive property of that Party only.

7.2. Except as expressly provided herein or otherwise in writing by both Parties, this MOU does not grant or authorize either Party any ownership rights or interest in the other Party's trade name, trademarks or copyrights, or any intellectual property work.

8. RENEWAL, TERMINATION AND AMENDMENT:

8.1. The parties hereby agree that this MoU shall remain in force for a period of **TWO** years from the last date of signature. The period can be extended upon written agreement by the parties upon mutually agreed terms and conditions.

8.2. The parties hereby agree that this MoU may be terminated by giving a prior written notice at least three months in advance before the date of termination. However, any activities which is being conducted under this agreement or any separate agreement shall continue to be conducted by the Parties notwithstanding the termination and in respect of those activities termination shall take effect only upon the completion of those activities.

8.3. Any amendments and/or modifications of this MoU, made by mutual agreement between the Parties, shall be submitted for prior approval of the delegated authorities of the Parties.

9. REVIEW:

9.1. The BVCOEL shall carry out a half-yearly review process to track the progress and data of students, student entrepreneurs, and entrepreneurs that they will work with during this association. Additionally, there shall be a review conducted at the end of the year in the presence of the SCEI representatives as may be specified from time to time.

10. BRANDING:

In order to support the BVCOELs, SCEI may engage in conducting events, activities, and training programmes jointly with the BVCOEL. However, any co-branding, co-certification, IP and marketing association for a programme or event would be subject to quality assessment and prior approval on a case to case basis. This MoU does not automatically include co-branding or co-certification or marketing of any training programmes, events, competitions, etc. conducted by the BVCOEL. Any discussions on those would be on a case to case basis between the BVCOEL and SCEI.

11. NO INDIRECT/CONSEQUENTIAL LOSS

A party shall not be liable towards another Party in connection with this MoU for any direct, indirect, punitive and/or consequential damages, whatsoever, such as, but not limited to, loss of profit, loss of production and/or similar.

12. FORCE MAJEURE

12.1. No Party shall be liable to the other if, and to the extent, that the performance or delay in performance of any of its obligations under this MOU is prevented, restricted, delayed or interfered with, due to circumstances beyond the reasonable control of such party, including but not limited to, Government legislations, fires, floods, explosions, epidemics, accidents, acts of God, wars, riots, strikes, lockouts, or other concerted acts of workmen, acts of Government and / or shortages of materials, loss or damage to satellites, loss of satellite linkage or any other data communications linkage, loss of connectivity or any other irresistible force or compulsion.

12.2 The Party claiming an event of force majeure shall promptly notify the other party in writing and provide full particulars of the cause or event and the date of first occurrence thereof, as soon as possible after the event and also keep the other Party informed of any further developments. The Party so affected shall use its best efforts to remove the cause of non-performance, and the Parties shall resume performance hereunder when such clause is removed.

13. ADHERENCE TO LAWS

Participating faculties, staff and students involved in any activities under this memorandum must adhere to the law of the country and rules and regulations of the institutions.

14. INDEPENDENT STATUS

Nothing in this MoU shall be construed as creating a relationship of partnership, joint venture, agency or employment between the Parties. Neither Party shall be responsible for the acts nor shall omissions of the other Party, and neither Party shall have the power or authority to speak for or assume any obligation on behalf of the other Party. This Memorandum is a statement of intent to foster genuine and mutually beneficial collaboration.

15. NON-BINDING NATURE OF THIS MOU

This MOU is a non-binding expression of the current intention of the Parties, and neither Party will incur nor be bound to any legal obligations or expenses hereunder to the other Party until and unless definitive agreements have been negotiated, approved by the statutory authorities of each Party and executed and delivered by authorized representatives of both Parties.

16. DISPUTE RESOLUTION:

The Parties agree to comply with the obligations enumerated in this MoU and shall endeavor to resolve any problems that may arise in the execution of this MoU through direct engagement, consultation or negotiation between the Parties. In case of failure of resolving the disputes through negotiations, the parties on mutual agreement shall refer the dispute to Arbitration. The seat of Arbitration shall be at Pune, India and the venue shall be mutually decided by the parties. A sole Arbitrator shall be appointed by mutual consultation between the parties.

17. JURISDICTION:



In case of any disputes arising between the parties, the Courts situated and exercising local jurisdiction in Pune shall have the jurisdiction to try, entertain and adjudicate upon any dispute that may arise between the parties. The jurisdiction of the court shall only be in the aid of the Arbitration clause as mentioned above.



Details of the BVCOEL's SPOC to manage the Entrepreneurship Development Affiliation and its deliverables:	
Name of the faculty: Dr.Nidhi Jain	
Designation: E cell head, IIC Convener, Assistant Professor	Qualifications: Ph.D Chemistry
Phone No.: 8888846602	Email: nidhi.jain@bharatividyaapeeth.edu

Student Ambassadors who will support in execution of activities under this MoU:	
<u>Student Ambassador-1</u>	<u>Student Ambassador-2</u>
Name: Mr.Shubham Songari	Name: Mr.KaranSanjayAhire
Email: shubhamsongire@gmail.com	Email: karansanjayahire@gmail.com
Contact No.: 9075127545	Contact No.: 7057028574
Year and discipline of study: TE, Computer	Year and discipline of study: TE E&TC
<u>Student Ambassador-3</u>	<u>Student Ambassador-4</u>
Name: Ms.Gargi Bijwe	Name: Mr.Rahul Pareek
Email: gargi.gijwe-bvcoel@bvp.edu.in	Email: pareekrp2002@gmail.com
Contact No.: 8805717556	Contact No.: 9960995818
Year and discipline of study: TE Civil	Year and discipline of study: FE, E&TC

The point of contact from SCEI for all matters pertaining to this MOU will be:	
Name: Ismail Akbani	
Designation: Head - Innovation & Linkages	
Phone No.: 020-61936380 / 9823673796	Email: headinnovation@scei.org.in



 Signature	 Signature
Dr.R.N.Patil Principal	Mr. Yogesh Brahmanekar Chief Executive Officer
Bharati Vidyapeeth's Engineering, Lavale, Pune	Symbiosis Centre for Entrepreneurship & Innovation

Witness 1	Witness 2
Signature 	Signature 
Name: Mr.Uday Patkar	Name: Mr. Ismail Akbani
Address & Contact No: HOD, Computer BVCOEL	Address & Contact No: Salisbury Park, Pune-37 Mobile No: 9823673796