

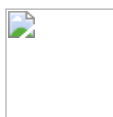
**BHARATI VIDYAPEETH'S
COLLEGE OF ENGINEERING FOR WOMEN-PUNE**

**Student Satisfaction Survey
A.Y. 18-19 to 22-23**



**BHARATI VIDYAPEETH'S
COLLEGE OF ENGINEERING FOR WOMEN-PUNE**

**STUDENT SATISFACTION SURVEY
A.Y. 22-23**



Bharati Vidyapeeth's College of Engineering for Women, Katraj, Dhankawadi, Pune

Feedback Analysis

Title : Student Satisfaction Survey-NAAC A.Y.22-23

Academic Year : 2022-23

Class : DIV II - Sem II [Engineering Sciences and Allied Engineering]

Details : Activity

Total number of response(s) : 56 / 63

Question	1. How much of the syllabus was covered in the class?			
Answer	Value	No. of response(s)	Response value	Response %
● 85 to 100%	5	52	260	92.86
● 70 to 84%	4	4	16	5.71
● 55 to 69%	3	0	0	0.00
● 30 to 54%	2	0	0	0.00
● Below 30%	1	0	0	0.00
Performance				98.57



Question	How well did the teachers prepare for the classes?			
Answer	Value	No. of response(s)	Response value	Response %
● 4-Thoroughly	5	30	150	53.57
● 3 – Satisfactorily	4	24	96	34.29
● 2 – Poorly	3	1	3	1.07
● 1 – Indifferently	2	0	0	0.00
● 0 – Won't teach at all	1	1	1	0.36
Performance				89.29



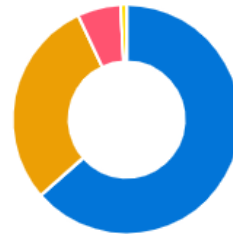
Question	How well were the teachers able to communicate?			
Answer	Value	No. of response(s)	Response value	Response %
● 4 – Always effective	5	37	185	66.07
● 3 – Sometimes effective	4	15	60	21.43
● 2 – Just satisfactorily	3	4	12	4.29
● 1- Ineffective	2	0	0	0.00
● 0- Very poor communication	1	0	0	0.00
Performance				91.79



Question	The teacher's approach to teaching can best be described as			
Answer	Value	No. of response(s)	Response value	Response %
● 4– Excellent	5	24	120	42.86
● 3 – Very good	4	23	92	32.86
● 2 – Good	3	8	24	8.57
● 1 – Fair	2	1	2	0.71
● 0– Poor	1	0	0	0.00
Performance				85.00



Question	Fairness of the internal evaluation process by the teachers.			
Answer	Value	No. of response(s)	Response value	Response %
● 4 – Always fair	5	31	155	55.36
● 3 – Usually fair	4	18	72	25.71
● 2 – Sometimes unfair	3	5	15	5.36
● 1 – Usually unfair	2	0	0	0.00
● 0– Unfair	1	2	2	0.71
Performance				87.14



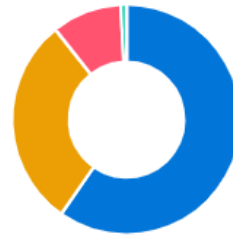
Question	Was your performance in assignments discussed with you?			
Answer	Value	No. of response(s)	Response value	Response %
● 4 – Every time	5	33	165	58.93
● 3 – Usually	4	12	48	17.14
● 2 – Occasionally/Sometimes	3	6	18	6.43
● 1 – Rarely	2	5	10	3.57
● 0– Never Option 1	1	0	0	0.00
Performance				86.07



Question	The institute takes active interest in promoting internship, student exchange, field visit opportunities for students.			
Answer	Value	No. of response(s)	Response value	Response %
● 4 – Regularly	5	33	165	58.93
● 3 – Often	4	11	44	15.71
● 2 – Sometimes	3	9	27	9.64
● 1 – Rarely	2	2	4	1.43
● 0– Never	1	1	1	0.36
Performance				86.07



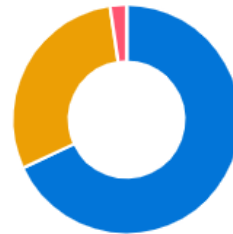
Question	The teaching and mentoring process in your institution facilitates you in cognitive, social and emotional growth			
Answer	Value	No. of response(s)	Response value	Response %
● 4 – Significantly	5	29	145	51.79
● 3 – Very well	4	18	72	25.71
● 2 – Moderately	3	8	24	8.57
● 1 – Marginally	2	1	2	0.71
● 0– Not at all	1	0	0	0.00
Performance				86.79



Question	The institution provides multiple opportunities to learn and grow.			
Answer	Value	No. of response(s)	Response value	Response %
● 4 – Strongly agree	5	24	120	42.86
● 3 – Agree	4	23	92	32.86
● 2 – Neutral	3	8	24	8.57
● 1-Disagree	2	0	0	0.00
● 0– Strongly disagree	1	1	1	0.36
Performance				84.64



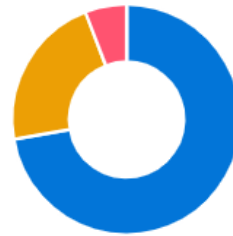
Question	Teachers inform you about your expected competencies, course outcomes and programme outcomes.			
Answer	Value	No. of response(s)	Response value	Response %
● 4 – Every time	5	35	175	62.50
● 3 – Usually	4	19	76	27.14
● 2– Occasionally/Sometimes	3	2	6	2.14
● 1 – Rarely	2	0	0	0.00
● 0– Never on 1	1	0	0	0.00
Performance				91.79



Question	Your mentor does a necessary follow-up with an assigned task to you.			
Answer	Value	No. of response(s)	Response value	Response %
● 4 – Every time	5	30	150	53.57
● 3 – Usually	4	20	80	28.57
● 2 – Occasionally/Sometimes	3	5	15	5.36
● 1 – Rarely	2	1	2	0.71
● 0 – I don't have a mentor	1	0	0	0.00
Performance				88.21



Question	The teachers illustrate the concepts through examples and applications.			
Answer	Value	No. of response(s)	Response value	Response %
● 4 – Every time	5	37	185	66.07
● 3 – Usually	4	14	56	20.00
● 2 – Occasionally/Sometimes	3	5	15	5.36
● 1– Rarely	2	0	0	0.00
● 0 – Never	1	0	0	0.00
Performance				91.43



Question	The teachers identify your strengths and encourage you by providing the right level of challenges.			
Answer	Value	No. of response(s)	Response value	Response %
● 4 – Fully	5	33	165	58.93
● 3 – Reasonably	4	13	52	18.57
● 2 – Partially	3	7	21	7.50
● 1 – Slightly	2	2	4	1.43
● 0– Unable to	1	1	1	0.36
Performance				86.79



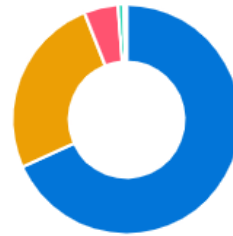
Question	Teachers are able to identify your weaknesses and help you to overcome them.			
Answer	Value	No. of response(s)	Response value	Response %
● 4 – Every time	5	33	165	58.93
● 3 – Usually	4	15	60	21.43
● 2 – Occasionally/Sometimes	3	4	12	4.29
● 1 – Rarely	2	3	6	2.14
● 0 – Never	1	1	1	0.36
Performance				87.14



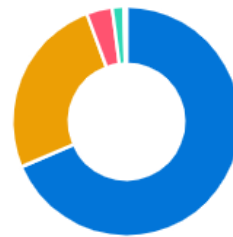
Question	The institution makes an effort to engage students in the monitoring, review and continuous quality improvement of the teaching learning process.			
Answer	Value	No. of response(s)	Response value	Response %
● 4 – Strongly agree	5	28	140	50.00
● 3 – Agree	4	24	96	34.29
● 2 – Neutral	3	4	12	4.29
● 1 – Disagree	2	0	0	0.00
● 0 – Strongly disagree	1	0	0	0.00
Performance				88.57



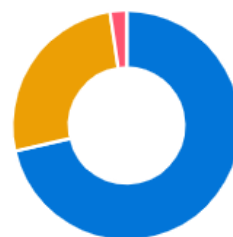
Question	The institute/ teachers use student centric methods, such as experiential learning, participative learning and problem solving methodologies for enhancing learning experiences.			
Answer	Value	No. of response(s)	Response value	Response %
● 4 – To a great extent	5	34	170	60.71
● 3 – Moderate	4	16	64	22.86
● 2 – Some what	3	4	12	4.29
● 1 – Very little	2	1	2	0.71
● 0 – Not at all	1	1	1	0.36
Performance				88.93



Question	17. Teachers encourage you to participate in extracurricular activities.			
Answer	Value	No. of response(s)	Response value	Response %
● 4 – Strongly agree	5	34	170	60.71
● 3 – Agree	4	16	64	22.86
● 2 – Neutral	3	3	9	3.21
● 1 – Disagree	2	2	4	1.43
● 0 – Strongly disagree	1	1	1	0.36
Performance				88.57



Question	The institute/ teachers make efforts to inculcate soft skills, life skills and employ ability skills to make you ready for the world of work.			
Answer	Value	No. of response(s)	Response value	Response %
● 4 – To a great extent	5	35	175	62.50
● 3 – Moderate	4	13	52	18.57
● 2 – Some what	3	5	15	5.36
● 1 – Very little	2	3	6	2.14
● 0 – Not at all	1	0	0	0.00
Performance				88.57



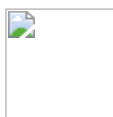
Question	What percentage of teachers use ICT tools such as LCD projectors, Multimedia, etc. while teaching.			
Answer	Value	No. of response(s)	Response value	Response %
● 4 – Above 90%	5	37	185	66.07
● 3 – 70 – 89%	4	17	68	24.29
● 2 – 50 – 69%	3	2	6	2.14
● 1 – 30 – 49%	2	0	0	0.00
● 0 – Below 29%	1	0	0	0.00
Performance				92.50

Question	The overall quality of teaching-learning process in your institute is very good.			
Answer	Value	No. of response(s)	Response value	Response %
● 4 –Strongly agree	5	29	145	51.79
● 3 – Agree	4	22	88	31.43
● 2 – Neutral	3	4	12	4.29
● 1 – Disagree	2	1	2	0.71
● 0 – Strongly disagree	1	0	0	0.00
Performance				88.21



Interpretation and Action Taken

Enter interpretation and action taken for this feedback.



Bharati Vidyapeeth's College of Engineering for Women, Katraj, Dhankawadi, Pune

Feedback Analysis

Title : Student Satisfaction Survey-NAAC A.Y.22-23

Academic Year : 2022-23

Class : DIV III - Sem II [Engineering Sciences and Allied Engineering]

Details : Activity

Total number of response(s) : 48 / 63

Question	1. How much of the syllabus was covered in the class?			
Answer	Value	No. of response(s)	Response value	Response %
● 85 to 100%	5	45	225	93.75
● 70 to 84%	4	2	8	3.33
● 55 to 69%	3	1	3	1.25
● 30 to 54%	2	0	0	0.00
● Below 30%	1	0	0	0.00
Performance				98.33



Question	How well did the teachers prepare for the classes?			
Answer	Value	No. of response(s)	Response value	Response %
● 4-Thoroughly	5	25	125	52.08
● 3 – Satisfactorily	4	23	92	38.33
● 2 – Poorly	3	0	0	0.00
● 1 – Indifferently	2	0	0	0.00
● 0 – Won't teach at all	1	0	0	0.00
Performance				90.42



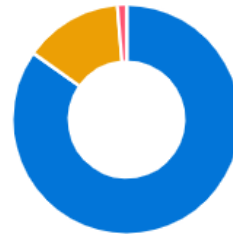
Question	How well were the teachers able to communicate?			
Answer	Value	No. of response(s)	Response value	Response %
● 4 – Always effective	5	37	185	77.08
● 3 – Sometimes effective	4	11	44	18.33
● 2 – Just satisfactorily	3	0	0	0.00
● 1– Ineffective	2	0	0	0.00
● 0– Very poor communication	1	0	0	0.00
Performance				95.42



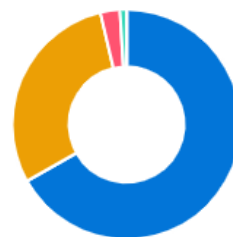
Question	The teacher's approach to teaching can best be described as			
Answer	Value	No. of response(s)	Response value	Response %
● 4– Excellent	5	27	135	56.25
● 3 – Very good	4	16	64	26.67
● 2 – Good	3	5	15	6.25
● 1 – Fair	2	0	0	0.00
● 0– Poor	1	0	0	0.00
Performance				89.17



Question	Fairness of the internal evaluation process by the teachers.			
Answer	Value	No. of response(s)	Response value	Response %
● 4 – Always fair	5	39	195	81.25
● 3 – Usually fair	4	8	32	13.33
● 2 – Sometimes unfair	3	1	3	1.25
● 1 – Usually unfair	2	0	0	0.00
● 0– Unfair	1	0	0	0.00
Performance				95.83



Question	Was your performance in assignments discussed with you?			
Answer	Value	No. of response(s)	Response value	Response %
● 4 – Every time	5	29	145	60.42
● 3 – Usually	4	16	64	26.67
● 2 – Occasionally/Sometimes	3	2	6	2.50
● 1 – Rarely	2	1	2	0.83
● 0– Never Option 1	1	0	0	0.00
Performance				90.42



Question	The institute takes active interest in promoting internship, student exchange, field visit opportunities for students.			
Answer	Value	No. of response(s)	Response value	Response %
● 4 – Regularly	5	27	135	56.25
● 3 – Often	4	9	36	15.00
● 2 – Sometimes	3	5	15	6.25
● 1 – Rarely	2	4	8	3.33
● 0– Never	1	3	3	1.25
Performance				82.08



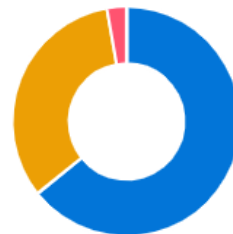
Question	The teaching and mentoring process in your institution facilitates you in cognitive, social and emotional growth			
Answer	Value	No. of response(s)	Response value	Response %
● 4 – Significantly	5	26	130	54.17
● 3 – Very well	4	13	52	21.67
● 2 – Moderately	3	8	24	10.00
● 1 – Marginally	2	1	2	0.83
● 0– Not at all	1	0	0	0.00
Performance				86.67



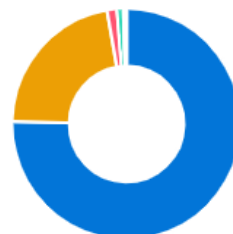
Question	The institution provides multiple opportunities to learn and grow.			
Answer	Value	No. of response(s)	Response value	Response %
● 4 – Strongly agree	5	22	110	45.83
● 3 – Agree	4	18	72	30.00
● 2 – Neutral	3	6	18	7.50
● 1-Disagree	2	2	4	1.67
● 0– Strongly disagree	1	0	0	0.00
Performance				85.00



Question	Teachers inform you about your expected competencies, course outcomes and programme outcomes.			
Answer	Value	No. of response(s)	Response value	Response %
● 4 – Every time	5	28	140	58.33
● 3 – Usually	4	18	72	30.00
● 2– Occasionally/Sometimes	3	2	6	2.50
● 1 – Rarely	2	0	0	0.00
● 0– Never on 1	1	0	0	0.00
Performance				90.83



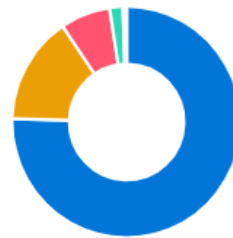
Question	Your mentor does a necessary follow-up with an assigned task to you.			
Answer	Value	No. of response(s)	Response value	Response %
● 4 – Every time	5	33	165	68.75
● 3 – Usually	4	12	48	20.00
● 2 – Occasionally/Sometimes	3	1	3	1.25
● 1 – Rarely	2	1	2	0.83
● 0 – I don't have a mentor	1	1	1	0.42
Performance				91.25



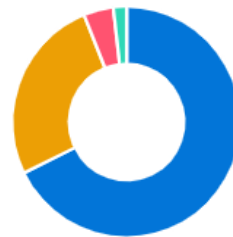
Question	The teachers illustrate the concepts through examples and applications.			
Answer	Value	No. of response(s)	Response value	Response %
● 4 – Every time	5	38	190	79.17
● 3 – Usually	4	10	40	16.67
● 2 – Occasionally/Sometimes	3	0	0	0.00
● 1– Rarely	2	0	0	0.00
● 0 – Never	1	0	0	0.00
Performance				95.83



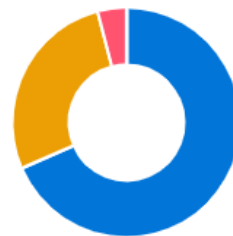
Question	The teachers identify your strengths and encourage you by providing the right level of challenges.			
Answer	Value	No. of response(s)	Response value	Response %
● 4 – Fully	5	32	160	66.67
● 3 – Reasonably	4	8	32	13.33
● 2 – Partially	3	5	15	6.25
● 1 – Slightly	2	2	4	1.67
● 0– Unable to	1	1	1	0.42
Performance				88.33



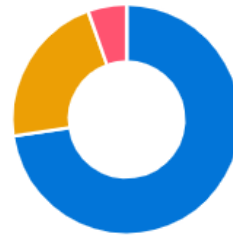
Question	Teachers are able to identify your weaknesses and help you to overcome them.			
Answer	Value	No. of response(s)	Response value	Response %
● 4 – Every time	5	29	145	60.42
● 3 – Usually	4	14	56	23.33
● 2 – Occasionally/Sometimes	3	3	9	3.75
● 1 – Rarely	2	2	4	1.67
● 0 – Never	1	0	0	0.00
Performance				89.17



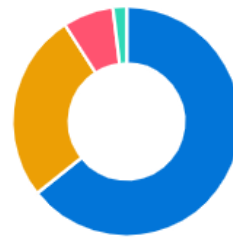
Question	The institution makes an effort to engage students in the monitoring, review and continuous quality improvement of the teaching learning process.			
Answer	Value	No. of response(s)	Response value	Response %
● 4 – Strongly agree	5	30	150	62.50
● 3 – Agree	4	15	60	25.00
● 2 – Neutral	3	3	9	3.75
● 1 – Disagree	2	0	0	0.00
● 0 – Strongly disagree	1	0	0	0.00
Performance				91.25



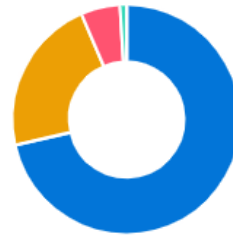
Question	The institute/ teachers use student centric methods, such as experiential learning, participative learning and problem solving methodologies for enhancing learning experiences.			
Answer	Value	No. of response(s)	Response value	Response %
● 4 – To a great extent	5	32	160	66.67
● 3 – Moderate	4	12	48	20.00
● 2 – Some what	3	4	12	5.00
● 1 – Very little	2	0	0	0.00
● 0 – Not at all	1	0	0	0.00
Performance				91.67



Question	17. Teachers encourage you to participate in extracurricular activities.			
Answer	Value	No. of response(s)	Response value	Response %
● 4 – Strongly agree	5	27	135	56.25
● 3 – Agree	4	14	56	23.33
● 2 – Neutral	3	5	15	6.25
● 1 – Disagree	2	2	4	1.67
● 0 – Strongly disagree	1	0	0	0.00
Performance				87.50

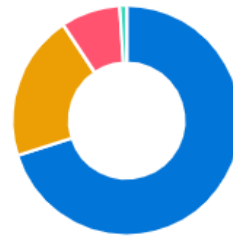


Question	The institute/ teachers make efforts to inculcate soft skills, life skills and employ ability skills to make you ready for the world of work.			
Answer	Value	No. of response(s)	Response value	Response %
● 4 – To a great extent	5	31	155	64.58
● 3 – Moderate	4	12	48	20.00
● 2 – Some what	3	4	12	5.00
● 1 – Very little	2	1	2	0.83
● 0 – Not at all	1	0	0	0.00
Performance				90.42



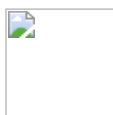
Question	What percentage of teachers use ICT tools such as LCD projectors, Multimedia, etc. while teaching.			
Answer	Value	No. of response(s)	Response value	Response %
● 4 – Above 90%	5	28	140	58.33
● 3 – 70 – 89%	4	12	48	20.00
● 2 – 50 – 69%	3	7	21	8.75
● 1 – 30 – 49%	2	0	0	0.00
● 0 – Below 29%	1	1	1	0.42
Performance				87.50

Question	The overall quality of teaching-learning process in your institute is very good.			
Answer	Value	No. of response(s)	Response value	Response %
● 4 –Strongly agree	5	30	150	62.50
● 3 – Agree	4	11	44	18.33
● 2 – Neutral	3	6	18	7.50
● 1 – Disagree	2	1	2	0.83
● 0 – Strongly disagree	1	0	0	0.00
Performance				89.17



Interpretation and Action Taken

Enter interpretation and action taken for this feedback.



Bharati Vidyapeeth's College of Engineering for Women, Katraj, Dhankawadi, Pune

Feedback Analysis

Title : Student Satisfaction Survey-NAAC A.Y.22-23

Academic Year : 2022-23

Class : DIV IV - Sem II [Engineering Sciences and Allied Engineering]

Details : Activity

Total number of response(s) : 56 / 63

Question	1. How much of the syllabus was covered in the class?			
Answer	Value	No. of response(s)	Response value	Response %
● 85 to 100%	5	49	245	87.50
● 70 to 84%	4	6	24	8.57
● 55 to 69%	3	0	0	0.00
● 30 to 54%	2	1	2	0.71
● Below 30%	1	0	0	0.00
Performance				96.79



Question	How well did the teachers prepare for the classes?			
Answer	Value	No. of response(s)	Response value	Response %
● 4-Thoroughly	5	26	130	46.43
● 3 – Satisfactorily	4	30	120	42.86
● 2 – Poorly	3	0	0	0.00
● 1 – Indifferently	2	0	0	0.00
● 0 – Won't teach at all	1	0	0	0.00
Performance				89.29



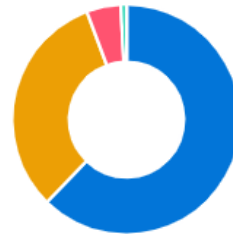
Question	How well were the teachers able to communicate?			
Answer	Value	No. of response(s)	Response value	Response %
● 4 – Always effective	5	37	185	66.07
● 3 – Sometimes effective	4	11	44	15.71
● 2 – Just satisfactorily	3	6	18	6.43
● 1– Ineffective	2	2	4	1.43
● 0– Very poor communication	1	0	0	0.00
Performance				89.64



Question	The teacher's approach to teaching can best be described as			
Answer	Value	No. of response(s)	Response value	Response %
● 4– Excellent	5	23	115	41.07
● 3 – Very good	4	20	80	28.57
● 2 – Good	3	13	39	13.93
● 1 – Fair	2	0	0	0.00
● 0– Poor	1	0	0	0.00
Performance				83.57



Question	Fairness of the internal evaluation process by the teachers.			
Answer	Value	No. of response(s)	Response value	Response %
● 4 – Always fair	5	31	155	55.36
● 3 – Usually fair	4	20	80	28.57
● 2 – Sometimes unfair	3	4	12	4.29
● 1 – Usually unfair	2	1	2	0.71
● 0– Unfair	1	0	0	0.00
Performance				88.93



Question	Was your performance in assignments discussed with you?			
Answer	Value	No. of response(s)	Response value	Response %
● 4 – Every time	5	35	175	62.50
● 3 – Usually	4	12	48	17.14
● 2 – Occasionally/Sometimes	3	6	18	6.43
● 1 – Rarely	2	3	6	2.14
● 0– Never Option 1	1	0	0	0.00
Performance				88.21



Question	The institute takes active interest in promoting internship, student exchange, field visit opportunities for students.			
Answer	Value	No. of response(s)	Response value	Response %
● 4 – Regularly	5	35	175	62.50
● 3 – Often	4	11	44	15.71
● 2 – Sometimes	3	7	21	7.50
● 1 – Rarely	2	3	6	2.14
● 0– Never	1	0	0	0.00
Performance				87.86



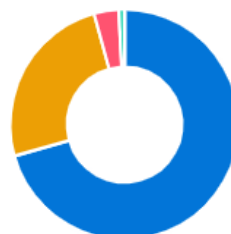
Question	The teaching and mentoring process in your institution facilitates you in cognitive, social and emotional growth			
Answer	Value	No. of response(s)	Response value	Response %
● 4 – Significantly	5	21	105	37.50
● 3 – Very well	4	25	100	35.71
● 2 – Moderately	3	10	30	10.71
● 1 – Marginally	2	0	0	0.00
● 0– Not at all	1	0	0	0.00
Performance				83.93



Question	The institution provides multiple opportunities to learn and grow.			
Answer	Value	No. of response(s)	Response value	Response %
● 4 – Strongly agree	5	24	120	42.86
● 3 – Agree	4	22	88	31.43
● 2 – Neutral	3	7	21	7.50
● 1-Disagree	2	3	6	2.14
● 0– Strongly disagree	1	0	0	0.00
Performance				83.93



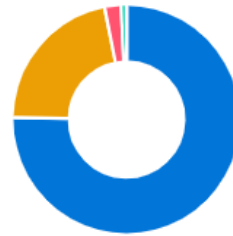
Question	Teachers inform you about your expected competencies, course outcomes and programme outcomes.			
Answer	Value	No. of response(s)	Response value	Response %
● 4 – Every time	5	36	180	64.29
● 3 – Usually	4	16	64	22.86
● 2– Occasionally/Sometimes	3	3	9	3.21
● 1 – Rarely	2	1	2	0.71
● 0– Never on 1	1	0	0	0.00
Performance				91.07



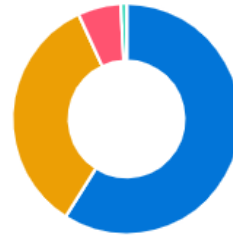
Question	Your mentor does a necessary follow-up with an assigned task to you.			
Answer	Value	No. of response(s)	Response value	Response %
● 4 – Every time	5	37	185	66.07
● 3 – Usually	4	18	72	25.71
● 2 – Occasionally/Sometimes	3	1	3	1.07
● 1 – Rarely	2	0	0	0.00
● 0 – I don't have a mentor	1	0	0	0.00
Performance				92.86



Question	The teachers illustrate the concepts through examples and applications.			
Answer	Value	No. of response(s)	Response value	Response %
● 4 – Every time	5	39	195	69.64
● 3 – Usually	4	14	56	20.00
● 2 – Occasionally/Sometimes	3	2	6	2.14
● 1– Rarely	2	1	2	0.71
● 0 – Never	1	0	0	0.00
Performance				92.50



Question	The teachers identify your strengths and encourage you by providing the right level of challenges.			
Answer	Value	No. of response(s)	Response value	Response %
● 4 – Fully	5	29	145	51.79
● 3 – Reasonably	4	21	84	30.00
● 2 – Partially	3	5	15	5.36
● 1 – Slightly	2	1	2	0.71
● 0– Unable to	1	0	0	0.00
Performance				87.86



Question	Teachers are able to identify your weaknesses and help you to overcome them.			
Answer	Value	No. of response(s)	Response value	Response %
● 4 – Every time	5	29	145	51.79
● 3 – Usually	4	19	76	27.14
● 2 – Occasionally/Sometimes	3	3	9	3.21
● 1 – Rarely	2	5	10	3.57
● 0 – Never	1	0	0	0.00
Performance				85.71



Question	The institution makes an effort to engage students in the monitoring, review and continuous quality improvement of the teaching learning process.			
Answer	Value	No. of response(s)	Response value	Response %
● 4 – Strongly agree	5	25	125	44.64
● 3 – Agree	4	21	84	30.00
● 2 – Neutral	3	9	27	9.64
● 1 – Disagree	2	1	2	0.71
● 0 – Strongly disagree	1	0	0	0.00
Performance				85.00



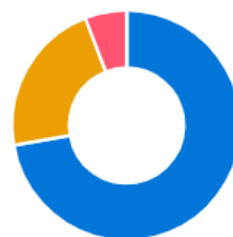
Question	The institute/ teachers use student centric methods, such as experiential learning, participative learning and problem solving methodologies for enhancing learning experiences.			
Answer	Value	No. of response(s)	Response value	Response %
● 4 – To a great extent	5	24	120	42.86
● 3 – Moderate	4	25	100	35.71
● 2 – Some what	3	5	15	5.36
● 1 – Very little	2	2	4	1.43
● 0 – Not at all	1	0	0	0.00
Performance				85.36



Question	17. Teachers encourage you to participate in extracurricular activities.			
Answer	Value	No. of response(s)	Response value	Response %
● 4 – Strongly agree	5	30	150	53.57
● 3 – Agree	4	18	72	25.71
● 2 – Neutral	3	8	24	8.57
● 1 – Disagree	2	0	0	0.00
● 0 – Strongly disagree	1	0	0	0.00
Performance				87.86

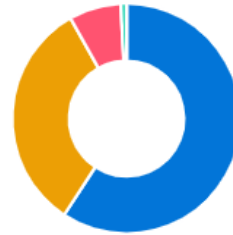


Question	The institute/ teachers make efforts to inculcate soft skills, life skills and employ ability skills to make you ready for the world of work.			
Answer	Value	No. of response(s)	Response value	Response %
● 4 – To a great extent	5	29	145	51.79
● 3 – Moderate	4	21	84	30.00
● 2 – Some what	3	6	18	6.43
● 1 – Very little	2	0	0	0.00
● 0 – Not at all	1	0	0	0.00
Performance				88.21



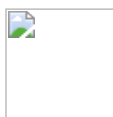
Question	What percentage of teachers use ICT tools such as LCD projectors, Multimedia, etc. while teaching.			
Answer	Value	No. of response(s)	Response value	Response %
● 4 – Above 90%	5	37	185	66.07
● 3 – 70 – 89%	4	14	56	20.00
● 2 – 50 – 69%	3	5	15	5.36
● 1 – 30 – 49%	2	0	0	0.00
● 0 – Below 29%	1	0	0	0.00
Performance				91.43

Question	The overall quality of teaching-learning process in your institute is very good.			
Answer	Value	No. of response(s)	Response value	Response %
● 4 –Strongly agree	5	29	145	51.79
● 3 – Agree	4	20	80	28.57
● 2 – Neutral	3	6	18	6.43
● 1 – Disagree	2	1	2	0.71
● 0 – Strongly disagree	1	0	0	0.00
Performance				87.50



Interpretation and Action Taken

Enter interpretation and action taken for this feedback.



Bharati Vidyapeeth's College of Engineering for Women, Katraj, Dhankawadi, Pune

Feedback Analysis

Title : Student Satisfaction Survey a.y.22-23

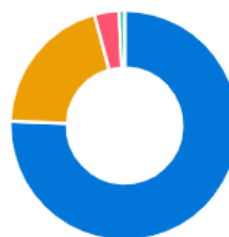
Academic Year : 2022-23

Class : SE DIV I - Sem II [Electronics and Telecommunication Engg]

Details : Activity

Total number of response(s) : 56 / 76

Question	1. How much of the syllabus was covered in the class?			
Answer	Value	No. of response(s)	Response value	Response %
● 85 to 100%	5	39	195	69.64
● 70 to 84%	4	13	52	18.57
● 55 to 69%	3	3	9	3.21
● 30 to 54%	2	1	2	0.71
● Below 30%	1	0	0	0.00
Performance				92.14



Question	How well did the teachers prepare for the classes?			
Answer	Value	No. of response(s)	Response value	Response %
● 4-Thoroughly	5	22	110	39.29
● 3 – Satisfactorily	4	32	128	45.71
● 2 – Poorly	3	2	6	2.14
● 1 – Indifferently	2	0	0	0.00
● 0 – Won't teach at all	1	0	0	0.00
Performance				87.14



Question	How well were the teachers able to communicate?			
Answer	Value	No. of response(s)	Response value	Response %
● 4 – Always effective	5	29	145	51.79
● 3 – Sometimes effective	4	19	76	27.14
● 2 – Just satisfactorily	3	7	21	7.50
● 1– Ineffective	2	1	2	0.71
● 0– Very poor communication	1	0	0	0.00
Performance				87.14



Question	The teacher's approach to teaching can best be described as			
Answer	Value	No. of response(s)	Response value	Response %
● 4– Excellent	5	16	80	28.57
● 3 – Very good	4	20	80	28.57
● 2 – Good	3	16	48	17.14
● 1 – Fair	2	4	8	2.86
● 0– Poor	1	0	0	0.00
Performance				77.14



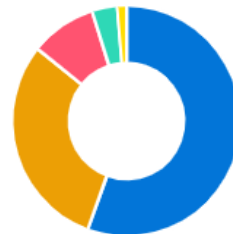
Question	Fairness of the internal evaluation process by the teachers.			
Answer	Value	No. of response(s)	Response value	Response %
● 4 – Always fair	5	22	110	39.29
● 3 – Usually fair	4	22	88	31.43
● 2 – Sometimes unfair	3	9	27	9.64
● 1 – Usually unfair	2	2	4	1.43
● 0– Unfair	1	1	1	0.36
Performance				82.14



Question	Was your performance in assignments discussed with you?			
Answer	Value	No. of response(s)	Response value	Response %
● 4 – Every time	5	22	110	39.29
● 3 – Usually	4	22	88	31.43
● 2 – Occasionally/Sometimes	3	8	24	8.57
● 1 – Rarely	2	4	8	2.86
● 0– Never Option 1	1	0	0	0.00
Performance				82.14



Question	The institute takes active interest in promoting internship, student exchange, field visit opportunities for students.			
Answer	Value	No. of response(s)	Response value	Response %
● 4 – Regularly	5	25	125	44.64
● 3 – Often	4	17	68	24.29
● 2 – Sometimes	3	7	21	7.50
● 1 – Rarely	2	4	8	2.86
● 0– Never	1	3	3	1.07
Performance				80.36



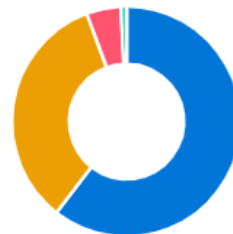
Question	The teaching and mentoring process in your institution facilitates you in cognitive, social and emotional growth			
Answer	Value	No. of response(s)	Response value	Response %
● 4 – Significantly	5	16	80	28.57
● 3 – Very well	4	25	100	35.71
● 2 – Moderately	3	12	36	12.86
● 1 – Marginally	2	3	6	2.14
● 0– Not at all	1	0	0	0.00
Performance				79.29



Question	The institution provides multiple opportunities to learn and grow.			
Answer	Value	No. of response(s)	Response value	Response %
● 4 – Strongly agree	5	19	95	33.93
● 3 – Agree	4	26	104	37.14
● 2 – Neutral	3	8	24	8.57
● 1-Disagree	2	3	6	2.14
● 0– Strongly disagree	1	0	0	0.00
Performance				81.79



Question	Teachers inform you about your expected competencies, course outcomes and programme outcomes.			
Answer	Value	No. of response(s)	Response value	Response %
● 4 – Every time	5	30	150	53.57
● 3 – Usually	4	21	84	30.00
● 2– Occasionally/Sometimes	3	4	12	4.29
● 1 – Rarely	2	1	2	0.71
● 0– Never on 1	1	0	0	0.00
Performance				88.57



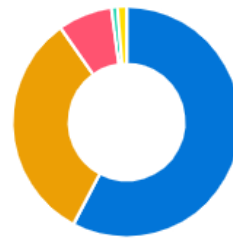
Question	Your mentor does a necessary follow-up with an assigned task to you.			
Answer	Value	No. of response(s)	Response value	Response %
● 4 – Every time	5	27	135	48.21
● 3 – Usually	4	19	76	27.14
● 2 – Occasionally/Sometimes	3	6	18	6.43
● 1 – Rarely	2	4	8	2.86
● 0 – I don't have a mentor	1	0	0	0.00
Performance				84.64



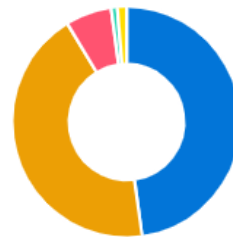
Question	The teachers illustrate the concepts through examples and applications.			
Answer	Value	No. of response(s)	Response value	Response %
● 4 – Every time	5	21	105	37.50
● 3 – Usually	4	29	116	41.43
● 2 – Occasionally/Sometimes	3	3	9	3.21
● 1– Rarely	2	3	6	2.14
● 0 – Never	1	0	0	0.00
Performance				84.29



Question	The teachers identify your strengths and encourage you by providing the right level of challenges.			
Answer	Value	No. of response(s)	Response value	Response %
● 4 – Fully	5	27	135	48.21
● 3 – Reasonably	4	19	76	27.14
● 2 – Partially	3	6	18	6.43
● 1 – Slightly	2	1	2	0.71
● 0– Unable to	1	3	3	1.07
Performance				83.57



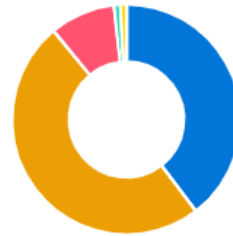
Question	Teachers are able to identify your weaknesses and help you to overcome them.			
Answer	Value	No. of response(s)	Response value	Response %
● 4 – Every time	5	22	110	39.29
● 3 – Usually	4	25	100	35.71
● 2 – Occasionally/Sometimes	3	5	15	5.36
● 1 – Rarely	2	1	2	0.71
● 0 – Never	1	3	3	1.07
Performance				82.14



Question	The institution makes an effort to engage students in the monitoring, review and continuous quality improvement of the teaching learning process.			
Answer	Value	No. of response(s)	Response value	Response %
● 4 – Strongly agree	5	13	65	23.21
● 3 – Agree	4	30	120	42.86
● 2 – Neutral	3	11	33	11.79
● 1 – Disagree	2	2	4	1.43
● 0 – Strongly disagree	1	0	0	0.00
Performance				79.29



Question	The institute/ teachers use student centric methods, such as experiential learning, participative learning and problem solving methodologies for enhancing learning experiences.			
Answer	Value	No. of response(s)	Response value	Response %
● 4 – To a great extent	5	18	90	32.14
● 3 – Moderate	4	28	112	40.00
● 2 – Some what	3	7	21	7.50
● 1 – Very little	2	1	2	0.71
● 0 – Not at all	1	2	2	0.71
Performance				81.07



Question	17. Teachers encourage you to participate in extracurricular activities.			
Answer	Value	No. of response(s)	Response value	Response %
● 4 – Strongly agree	5	21	105	37.50
● 3 – Agree	4	26	104	37.14
● 2 – Neutral	3	6	18	6.43
● 1 – Disagree	2	3	6	2.14
● 0 – Strongly disagree	1	0	0	0.00
Performance				83.21



Question	The institute/ teachers make efforts to inculcate soft skills, life skills and employ ability skills to make you ready for the world of work.			
Answer	Value	No. of response(s)	Response value	Response %
● 4 – To a great extent	5	22	110	39.29
● 3 – Moderate	4	25	100	35.71
● 2 – Some what	3	7	21	7.50
● 1 – Very little	2	2	4	1.43
● 0 – Not at all	1	0	0	0.00
Performance				83.93



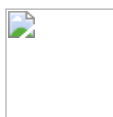
Question	What percentage of teachers use ICT tools such as LCD projectors, Multimedia, etc. while teaching.			
Answer	Value	No. of response(s)	Response value	Response %
● 4 – Above 90%	5	31	155	55.36
● 3 – 70 – 89%	4	19	76	27.14
● 2 – 50 – 69%	3	4	12	4.29
● 1 – 30 – 49%	2	2	4	1.43
● 0 – Below 29%	1	0	0	0.00
Performance				88.21

Question	The overall quality of teaching-learning process in your institute is very good.			
Answer	Value	No. of response(s)	Response value	Response %
● 4 –Strongly agree	5	17	85	30.36
● 3 – Agree	4	27	108	38.57
● 2 – Neutral	3	9	27	9.64
● 1 – Disagree	2	2	4	1.43
● 0 – Strongly disagree	1	1	1	0.36
Performance				80.36



Interpretation and Action Taken

Enter interpretation and action taken for this feedback.



Bharati Vidyapeeth's College of Engineering for Women, Katraj, Dhankawadi, Pune

Feedback Analysis

Title : Student Satisfaction Survey a.y.22-23

Academic Year : 2022-23

Class : SE DIV II - Sem II [Electronics and Telecommunication Engg]

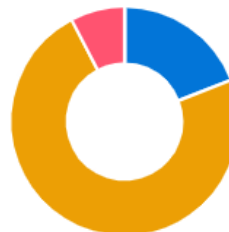
Details : Activity

Total number of response(s) : 58 / 76

Question	1. How much of the syllabus was covered in the class?			
Answer	Value	No. of response(s)	Response value	Response %
● 85 to 100%	5	31	155	53.45
● 70 to 84%	4	23	92	31.72
● 55 to 69%	3	4	12	4.14
● 30 to 54%	2	0	0	0.00
● Below 30%	1	0	0	0.00
Performance				89.31



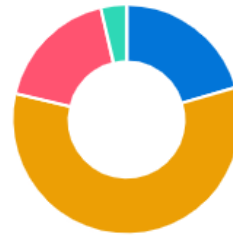
Question	How well did the teachers prepare for the classes?			
Answer	Value	No. of response(s)	Response value	Response %
● 4-Thoroughly	5	9	45	15.52
● 3 – Satisfactorily	4	43	172	59.31
● 2 – Poorly	3	6	18	6.21
● 1 – Indifferently	2	0	0	0.00
● 0 – Won't teach at all	1	0	0	0.00
Performance				81.03



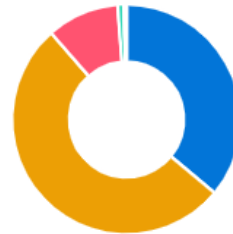
Question	How well were the teachers able to communicate?			
Answer	Value	No. of response(s)	Response value	Response %
● 4 – Always effective	5	24	120	41.38
● 3 – Sometimes effective	4	24	96	33.10
● 2 – Just satisfactorily	3	10	30	10.34
● 1– Ineffective	2	0	0	0.00
● 0– Very poor communication	1	0	0	0.00
Performance				84.83



Question	The teacher's approach to teaching can best be described as			
Answer	Value	No. of response(s)	Response value	Response %
● 4– Excellent	5	9	45	15.52
● 3 – Very good	4	32	128	44.14
● 2 – Good	3	13	39	13.45
● 1 – Fair	2	4	8	2.76
● 0– Poor	1	0	0	0.00
Performance				75.86



Question	Fairness of the internal evaluation process by the teachers.			
Answer	Value	No. of response(s)	Response value	Response %
● 4 – Always fair	5	17	85	29.31
● 3 – Usually fair	4	31	124	42.76
● 2 – Sometimes unfair	3	8	24	8.28
● 1 – Usually unfair	2	1	2	0.69
● 0– Unfair	1	1	1	0.34
Performance				81.38



Question	Was your performance in assignments discussed with you?			
Answer	Value	No. of response(s)	Response value	Response %
● 4 – Every time	5	25	125	43.10
● 3 – Usually	4	24	96	33.10
● 2 – Occasionally/Sometimes	3	6	18	6.21
● 1 – Rarely	2	2	4	1.38
● 0– Never Option 1	1	1	1	0.34
Performance				84.14



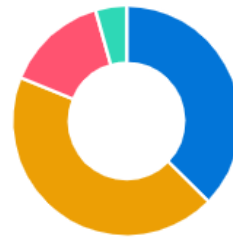
Question	The institute takes active interest in promoting internship, student exchange, field visit opportunities for students.			
Answer	Value	No. of response(s)	Response value	Response %
● 4 – Regularly	5	25	125	43.10
● 3 – Often	4	16	64	22.07
● 2 – Sometimes	3	9	27	9.31
● 1 – Rarely	2	5	10	3.45
● 0– Never	1	3	3	1.03
Performance				78.97



Question	The teaching and mentoring process in your institution facilitates you in cognitive, social and emotional growth			
Answer	Value	No. of response(s)	Response value	Response %
● 4 – Significantly	5	14	70	24.14
● 3 – Very well	4	25	100	34.48
● 2 – Moderately	3	13	39	13.45
● 1 – Marginally	2	5	10	3.45
● 0– Not at all	1	1	1	0.34
Performance				75.86



Question	The institution provides multiple opportunities to learn and grow.			
Answer	Value	No. of response(s)	Response value	Response %
● 4 – Strongly agree	5	17	85	29.31
● 3 – Agree	4	25	100	34.48
● 2 – Neutral	3	11	33	11.38
● 1-Disagree	2	5	10	3.45
● 0– Strongly disagree	1	0	0	0.00
Performance				78.62



Question	Teachers inform you about your expected competencies, course outcomes and programme outcomes.			
Answer	Value	No. of response(s)	Response value	Response %
● 4 – Every time	5	25	125	43.10
● 3 – Usually	4	28	112	38.62
● 2– Occasionally/Sometimes	3	4	12	4.14
● 1 – Rarely	2	1	2	0.69
● 0– Never on 1	1	0	0	0.00
Performance				86.55



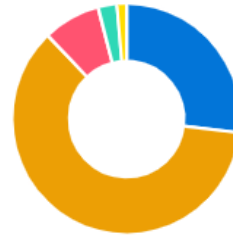
Question	Your mentor does a necessary follow-up with an assigned task to you.			
Answer	Value	No. of response(s)	Response value	Response %
● 4 – Every time	5	27	135	46.55
● 3 – Usually	4	22	88	30.34
● 2 – Occasionally/Sometimes	3	4	12	4.14
● 1 – Rarely	2	5	10	3.45
● 0 – I don't have a mentor	1	0	0	0.00
Performance				84.48



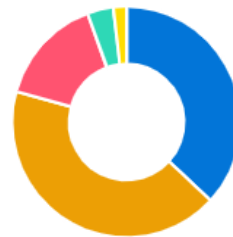
Question	The teachers illustrate the concepts through examples and applications.			
Answer	Value	No. of response(s)	Response value	Response %
● 4 – Every time	5	19	95	32.76
● 3 – Usually	4	29	116	40.00
● 2 – Occasionally/Sometimes	3	7	21	7.24
● 1– Rarely	2	3	6	2.07
● 0 – Never	1	0	0	0.00
Performance				82.07



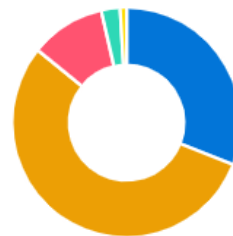
Question	The teachers identify your strengths and encourage you by providing the right level of challenges.			
Answer	Value	No. of response(s)	Response value	Response %
● 4 – Fully	5	12	60	20.69
● 3 – Reasonably	4	34	136	46.90
● 2 – Partially	3	6	18	6.21
● 1 – Slightly	2	3	6	2.07
● 0– Unable to	1	3	3	1.03
Performance				76.90



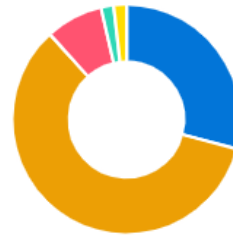
Question	Teachers are able to identify your weaknesses and help you to overcome them.			
Answer	Value	No. of response(s)	Response value	Response %
● 4 – Every time	5	16	80	27.59
● 3 – Usually	4	23	92	31.72
● 2 – Occasionally/Sometimes	3	11	33	11.38
● 1 – Rarely	2	4	8	2.76
● 0 – Never	1	4	4	1.38
Performance				74.83



Question	The institution makes an effort to engage students in the monitoring, review and continuous quality improvement of the teaching learning process.			
Answer	Value	No. of response(s)	Response value	Response %
● 4 – Strongly agree	5	14	70	24.14
● 3 – Agree	4	31	124	42.76
● 2 – Neutral	3	8	24	8.28
● 1 – Disagree	2	3	6	2.07
● 0 – Strongly disagree	1	2	2	0.69
Performance				77.93



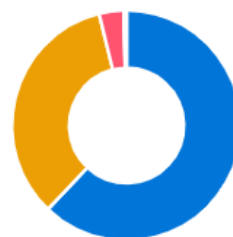
Question	The institute/ teachers use student centric methods, such as experiential learning, participative learning and problem solving methodologies for enhancing learning experiences.			
Answer	Value	No. of response(s)	Response value	Response %
● 4 – To a great extent	5	13	65	22.41
● 3 – Moderate	4	33	132	45.52
● 2 – Some what	3	6	18	6.21
● 1 – Very little	2	2	4	1.38
● 0 – Not at all	1	4	4	1.38
Performance				76.90



Question	17. Teachers encourage you to participate in extracurricular activities.			
Answer	Value	No. of response(s)	Response value	Response %
● 4 – Strongly agree	5	17	85	29.31
● 3 – Agree	4	29	116	40.00
● 2 – Neutral	3	7	21	7.24
● 1 – Disagree	2	5	10	3.45
● 0 – Strongly disagree	1	0	0	0.00
Performance				80.00

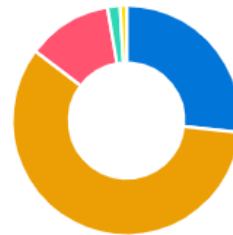


Question	The institute/ teachers make efforts to inculcate soft skills, life skills and employ ability skills to make you ready for the world of work.			
Answer	Value	No. of response(s)	Response value	Response %
● 4 – To a great extent	5	26	130	44.83
● 3 – Moderate	4	23	92	31.72
● 2 – Some what	3	4	12	4.14
● 1 – Very little	2	4	8	2.76
● 0 – Not at all	1	1	1	0.34
Performance				83.79



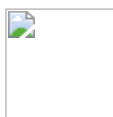
Question	What percentage of teachers use ICT tools such as LCD projectors, Multimedia, etc. while teaching.			
Answer	Value	No. of response(s)	Response value	Response %
● 4 – Above 90%	5	32	160	55.17
● 3 – 70 – 89%	4	22	88	30.34
● 2 – 50 – 69%	3	3	9	3.10
● 1 – 30 – 49%	2	0	0	0.00
● 0 – Below 29%	1	1	1	0.34
Performance				88.97

Question	The overall quality of teaching-learning process in your institute is very good.			
Answer	Value	No. of response(s)	Response value	Response %
● 4 –Strongly agree	5	12	60	20.69
● 3 – Agree	4	33	132	45.52
● 2 – Neutral	3	9	27	9.31
● 1 – Disagree	2	2	4	1.38
● 0 – Strongly disagree	1	2	2	0.69
Performance				77.59



Interpretation and Action Taken

Enter interpretation and action taken for this feedback.



Bharati Vidyapeeth's College of Engineering for Women, Katraj, Dhankawadi, Pune

Feedback Analysis

Title : NAAC Student Satisfaction Survey A.Y.22-23

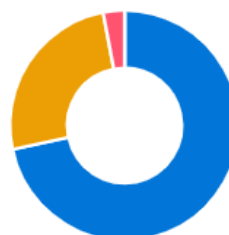
Academic Year : 2022-23

Class : TE DIV I - Sem II [Electronics and Telecommunication Engg]

Details : Activity

Total number of response(s) : 65 / 74

Question	1. How much of the syllabus was covered in the class?			
Answer	Value	No. of response(s)	Response value	Response %
● 85 to 100%	5	43	215	66.15
● 70 to 84%	4	19	76	23.38
● 55 to 69%	3	3	9	2.77
● 30 to 54%	2	0	0	0.00
● Below 30%	1	0	0	0.00
Performance				92.31



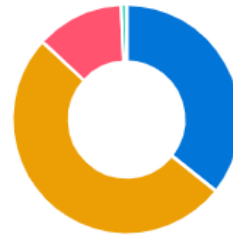
Question	How well did the teachers prepare for the classes?			
Answer	Value	No. of response(s)	Response value	Response %
● 4-Thoroughly	5	25	125	38.46
● 3 – Satisfactorily	4	39	156	48.00
● 2 – Poorly	3	0	0	0.00
● 1 – Indifferently	2	1	2	0.62
● 0 – Won't teach at all	1	0	0	0.00
Performance				87.08



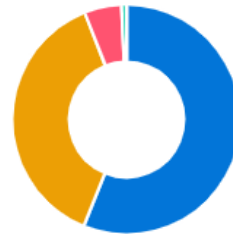
Question	How well were the teachers able to communicate?			
Answer	Value	No. of response(s)	Response value	Response %
● 4 – Always effective	5	35	175	53.85
● 3 – Sometimes effective	4	25	100	30.77
● 2 – Just satisfactorily	3	5	15	4.62
● 1– Ineffective	2	0	0	0.00
● 0– Very poor communication	1	0	0	0.00
Performance				89.23



Question	The teacher's approach to teaching can best be described as			
Answer	Value	No. of response(s)	Response value	Response %
● 4– Excellent	5	19	95	29.23
● 3 – Very good	4	34	136	41.85
● 2 – Good	3	11	33	10.15
● 1 – Fair	2	1	2	0.62
● 0– Poor	1	0	0	0.00
Performance				81.85



Question	Fairness of the internal evaluation process by the teachers.			
Answer	Value	No. of response(s)	Response value	Response %
● 4 – Always fair	5	32	160	49.23
● 3 – Usually fair	4	27	108	33.23
● 2 – Sometimes unfair	3	5	15	4.62
● 1 – Usually unfair	2	1	2	0.62
● 0– Unfair	1	0	0	0.00
Performance				87.69



Question	Was your performance in assignments discussed with you?			
Answer	Value	No. of response(s)	Response value	Response %
● 4 – Every time	5	28	140	43.08
● 3 – Usually	4	26	104	32.00
● 2 – Occasionally/Sometimes	3	5	15	4.62
● 1 – Rarely	2	6	12	3.69
● 0– Never Option 1	1	0	0	0.00
Performance				83.38



Question	The institute takes active interest in promoting internship, student exchange, field visit opportunities for students.			
Answer	Value	No. of response(s)	Response value	Response %
● 4 – Regularly	5	39	195	60.00
● 3 – Often	4	19	76	23.38
● 2 – Sometimes	3	6	18	5.54
● 1 – Rarely	2	0	0	0.00
● 0– Never	1	1	1	0.31
Performance				89.23



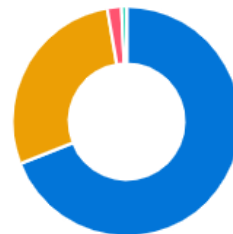
Question	The teaching and mentoring process in your institution facilitates you in cognitive, social and emotional growth			
Answer	Value	No. of response(s)	Response value	Response %
● 4 – Significantly	5	27	135	41.54
● 3 – Very well	4	25	100	30.77
● 2 – Moderately	3	11	33	10.15
● 1 – Marginally	2	2	4	1.23
● 0– Not at all	1	0	0	0.00
Performance				83.69



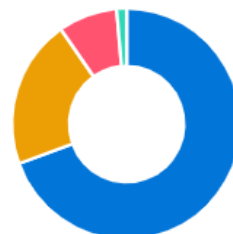
Question	The institution provides multiple opportunities to learn and grow.			
Answer	Value	No. of response(s)	Response value	Response %
● 4 – Strongly agree	5	27	135	41.54
● 3 – Agree	4	30	120	36.92
● 2 – Neutral	3	5	15	4.62
● 1-Disagree	2	2	4	1.23
● 0– Strongly disagree	1	1	1	0.31
Performance				84.62



Question	Teachers inform you about your expected competencies, course outcomes and programme outcomes.			
Answer	Value	No. of response(s)	Response value	Response %
● 4 – Every time	5	41	205	63.08
● 3 – Usually	4	21	84	25.85
● 2– Occasionally/Sometimes	3	2	6	1.85
● 1 – Rarely	2	1	2	0.62
● 0– Never on 1	1	0	0	0.00
Performance				91.38



Question	Your mentor does a necessary follow-up with an assigned task to you.			
Answer	Value	No. of response(s)	Response value	Response %
● 4 – Every time	5	40	200	61.54
● 3 – Usually	4	15	60	18.46
● 2 – Occasionally/Sometimes	3	8	24	7.38
● 1 – Rarely	2	2	4	1.23
● 0 – I don't have a mentor	1	0	0	0.00
Performance				88.62



Question	The teachers illustrate the concepts through examples and applications.			
Answer	Value	No. of response(s)	Response value	Response %
● 4 – Every time	5	29	145	44.62
● 3 – Usually	4	30	120	36.92
● 2 – Occasionally/Sometimes	3	5	15	4.62
● 1– Rarely	2	1	2	0.62
● 0 – Never	1	0	0	0.00
Performance				86.77



Question	The teachers identify your strengths and encourage you by providing the right level of challenges.			
Answer	Value	No. of response(s)	Response value	Response %
● 4 – Fully	5	28	140	43.08
● 3 – Reasonably	4	30	120	36.92
● 2 – Partially	3	5	15	4.62
● 1 – Slightly	2	1	2	0.62
● 0– Unable to	1	1	1	0.31
Performance				85.54



Question	Teachers are able to identify your weaknesses and help you to overcome them.			
Answer	Value	No. of response(s)	Response value	Response %
● 4 – Every time	5	23	115	35.38
● 3 – Usually	4	30	120	36.92
● 2 – Occasionally/Sometimes	3	6	18	5.54
● 1 – Rarely	2	5	10	3.08
● 0 – Never	1	1	1	0.31
Performance				81.23



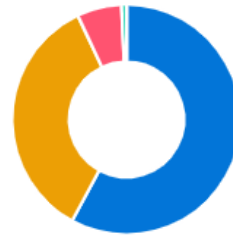
Question	The institution makes an effort to engage students in the monitoring, review and continuous quality improvement of the teaching learning process.			
Answer	Value	No. of response(s)	Response value	Response %
● 4 – Strongly agree	5	27	135	41.54
● 3 – Agree	4	31	124	38.15
● 2 – Neutral	3	6	18	5.54
● 1 – Disagree	2	0	0	0.00
● 0 – Strongly disagree	1	1	1	0.31
Performance				85.54



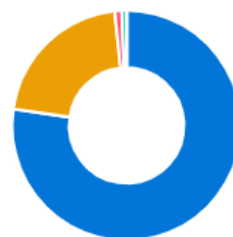
Question	The institute/ teachers use student centric methods, such as experiential learning, participative learning and problem solving methodologies for enhancing learning experiences.			
Answer	Value	No. of response(s)	Response value	Response %
● 4 – To a great extent	5	28	140	43.08
● 3 – Moderate	4	27	108	33.23
● 2 – Some what	3	9	27	8.31
● 1 – Very little	2	1	2	0.62
● 0 – Not at all	1	0	0	0.00
Performance				85.23



Question	17. Teachers encourage you to participate in extracurricular activities.			
Answer	Value	No. of response(s)	Response value	Response %
● 4 – Strongly agree	5	33	165	50.77
● 3 – Agree	4	25	100	30.77
● 2 – Neutral	3	6	18	5.54
● 1 – Disagree	2	1	2	0.62
● 0 – Strongly disagree	1	0	0	0.00
Performance				87.69



Question	The institute/ teachers make efforts to inculcate soft skills, life skills and employ ability skills to make you ready for the world of work.			
Answer	Value	No. of response(s)	Response value	Response %
● 4 – To a great extent	5	33	165	50.77
● 3 – Moderate	4	28	112	34.46
● 2 – Some what	3	3	9	2.77
● 1 – Very little	2	1	2	0.62
● 0 – Not at all	1	0	0	0.00
Performance				88.62



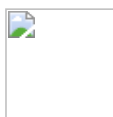
Question	What percentage of teachers use ICT tools such as LCD projectors, Multimedia, etc. while teaching.			
Answer	Value	No. of response(s)	Response value	Response %
● 4 – Above 90%	5	47	235	72.31
● 3 – 70 – 89%	4	16	64	19.69
● 2 – 50 – 69%	3	1	3	0.92
● 1 – 30 – 49%	2	1	2	0.62
● 0 – Below 29%	1	0	0	0.00
Performance				93.54

Question	The overall quality of teaching-learning process in your institute is very good.			
Answer	Value	No. of response(s)	Response value	Response %
● 4 –Strongly agree	5	21	105	32.31
● 3 – Agree	4	38	152	46.77
● 2 – Neutral	3	6	18	5.54
● 1 – Disagree	2	0	0	0.00
● 0 – Strongly disagree	1	0	0	0.00
Performance				84.62



Interpretation and Action Taken

Enter interpretation and action taken for this feedback.



Bharati Vidyapeeth's College of Engineering for Women, Katraj, Dhankawadi, Pune

Feedback Analysis

Title : NAAC Student Satisfaction Survey A.Y.22-23

Academic Year : 2022-23

Class : TE DIV II - Sem II [Electronics and Telecommunication Engg]

Details : Activity

Total number of response(s) : 54 / 74

Question	1. How much of the syllabus was covered in the class?			
Answer	Value	No. of response(s)	Response value	Response %
● 85 to 100%	5	33	165	61.11
● 70 to 84%	4	19	76	28.15
● 55 to 69%	3	2	6	2.22
● 30 to 54%	2	0	0	0.00
● Below 30%	1	0	0	0.00
Performance				91.48



Question	How well did the teachers prepare for the classes?			
Answer	Value	No. of response(s)	Response value	Response %
● 4-Thoroughly	5	22	110	40.74
● 3 – Satisfactorily	4	30	120	44.44
● 2 – Poorly	3	2	6	2.22
● 1 – Indifferently	2	0	0	0.00
● 0 – Won't teach at all	1	0	0	0.00
Performance				87.41



Question	How well were the teachers able to communicate?			
Answer	Value	No. of response(s)	Response value	Response %
● 4 – Always effective	5	31	155	57.41
● 3 – Sometimes effective	4	17	68	25.19
● 2 – Just satisfactorily	3	6	18	6.67
● 1- Ineffective	2	0	0	0.00
● 0- Very poor communication	1	0	0	0.00
Performance				89.26



Question	The teacher's approach to teaching can best be described as			
Answer	Value	No. of response(s)	Response value	Response %
● 4– Excellent	5	22	110	40.74
● 3 – Very good	4	21	84	31.11
● 2 – Good	3	9	27	10.00
● 1 – Fair	2	2	4	1.48
● 0– Poor	1	0	0	0.00
Performance				83.33



Question	Fairness of the internal evaluation process by the teachers.			
Answer	Value	No. of response(s)	Response value	Response %
● 4 – Always fair	5	29	145	53.70
● 3 – Usually fair	4	20	80	29.63
● 2 – Sometimes unfair	3	5	15	5.56
● 1 – Usually unfair	2	0	0	0.00
● 0– Unfair	1	0	0	0.00
Performance				88.89



Question	Was your performance in assignments discussed with you?			
Answer	Value	No. of response(s)	Response value	Response %
● 4 – Every time	5	27	135	50.00
● 3 – Usually	4	15	60	22.22
● 2 – Occasionally/Sometimes	3	9	27	10.00
● 1 – Rarely	2	3	6	2.22
● 0– Never Option 1	1	0	0	0.00
Performance				84.44



Question	The institute takes active interest in promoting internship, student exchange, field visit opportunities for students.			
Answer	Value	No. of response(s)	Response value	Response %
● 4 – Regularly	5	30	150	55.56
● 3 – Often	4	17	68	25.19
● 2 – Sometimes	3	6	18	6.67
● 1 – Rarely	2	1	2	0.74
● 0– Never	1	0	0	0.00
Performance				88.15



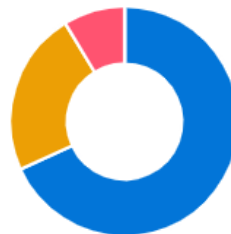
Question	The teaching and mentoring process in your institution facilitates you in cognitive, social and emotional growth			
Answer	Value	No. of response(s)	Response value	Response %
● 4 – Significantly	5	23	115	42.59
● 3 – Very well	4	21	84	31.11
● 2 – Moderately	3	10	30	11.11
● 1 – Marginally	2	0	0	0.00
● 0– Not at all	1	0	0	0.00
Performance				84.81



Question	The institution provides multiple opportunities to learn and grow.			
Answer	Value	No. of response(s)	Response value	Response %
● 4 – Strongly agree	5	24	120	44.44
● 3 – Agree	4	20	80	29.63
● 2 – Neutral	3	9	27	10.00
● 1-Disagree	2	1	2	0.74
● 0– Strongly disagree	1	0	0	0.00
Performance				84.81



Question	Teachers inform you about your expected competencies, course outcomes and programme outcomes.			
Answer	Value	No. of response(s)	Response value	Response %
● 4 – Every time	5	33	165	61.11
● 3 – Usually	4	14	56	20.74
● 2– Occasionally/Sometimes	3	7	21	7.78
● 1 – Rarely	2	0	0	0.00
● 0– Never on 1	1	0	0	0.00
Performance				89.63



Question	Your mentor does a necessary follow-up with an assigned task to you.			
Answer	Value	No. of response(s)	Response value	Response %
● 4 – Every time	5	30	150	55.56
● 3 – Usually	4	16	64	23.70
● 2 – Occasionally/Sometimes	3	8	24	8.89
● 1 – Rarely	2	0	0	0.00
● 0 – I don't have a mentor	1	0	0	0.00
Performance				88.15



Question	The teachers illustrate the concepts through examples and applications.			
Answer	Value	No. of response(s)	Response value	Response %
● 4 – Every time	5	27	135	50.00
● 3 – Usually	4	21	84	31.11
● 2 – Occasionally/Sometimes	3	5	15	5.56
● 1– Rarely	2	1	2	0.74
● 0 – Never	1	0	0	0.00
Performance				87.41



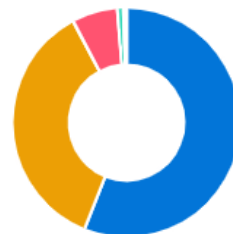
Question	The teachers identify your strengths and encourage you by providing the right level of challenges.			
Answer	Value	No. of response(s)	Response value	Response %
● 4 – Fully	5	27	135	50.00
● 3 – Reasonably	4	19	76	28.15
● 2 – Partially	3	5	15	5.56
● 1 – Slightly	2	3	6	2.22
● 0– Unable to	1	0	0	0.00
Performance				85.93



Question	Teachers are able to identify your weaknesses and help you to overcome them.			
Answer	Value	No. of response(s)	Response value	Response %
● 4 – Every time	5	26	130	48.15
● 3 – Usually	4	15	60	22.22
● 2 – Occasionally/Sometimes	3	8	24	8.89
● 1 – Rarely	2	4	8	2.96
● 0 – Never	1	1	1	0.37
Performance				82.59



Question	The institution makes an effort to engage students in the monitoring, review and continuous quality improvement of the teaching learning process.			
Answer	Value	No. of response(s)	Response value	Response %
● 4 – Strongly agree	5	26	130	48.15
● 3 – Agree	4	21	84	31.11
● 2 – Neutral	3	5	15	5.56
● 1 – Disagree	2	1	2	0.74
● 0 – Strongly disagree	1	1	1	0.37
Performance				85.93



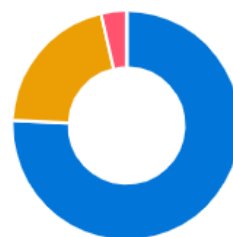
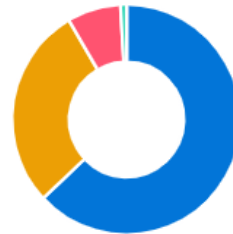
Question	The institute/ teachers use student centric methods, such as experiential learning, participative learning and problem solving methodologies for enhancing learning experiences.			
Answer	Value	No. of response(s)	Response value	Response %
● 4 – To a great extent	5	26	130	48.15
● 3 – Moderate	4	22	88	32.59
● 2 – Some what	3	4	12	4.44
● 1 – Very little	2	2	4	1.48
● 0 – Not at all	1	0	0	0.00
Performance				86.67



Question	17. Teachers encourage you to participate in extracurricular activities.			
Answer	Value	No. of response(s)	Response value	Response %
● 4 – Strongly agree	5	29	145	53.70
● 3 – Agree	4	16	64	23.70
● 2 – Neutral	3	9	27	10.00
● 1 – Disagree	2	0	0	0.00
● 0 – Strongly disagree	1	0	0	0.00
Performance				87.41



Question	The institute/ teachers make efforts to inculcate soft skills, life skills and employ ability skills to make you ready for the world of work.			
Answer	Value	No. of response(s)	Response value	Response %
● 4 – To a great extent	5	30	150	55.56
● 3 – Moderate	4	17	68	25.19
● 2 – Some what	3	6	18	6.67
● 1 – Very little	2	1	2	0.74
● 0 – Not at all	1	0	0	0.00
Performance				88.15



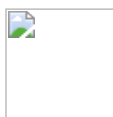
Question	What percentage of teachers use ICT tools such as LCD projectors, Multimedia, etc. while teaching.			
Answer	Value	No. of response(s)	Response value	Response %
● 4 – Above 90%	5	38	190	70.37
● 3 – 70 – 89%	4	13	52	19.26
● 2 – 50 – 69%	3	3	9	3.33
● 1 – 30 – 49%	2	0	0	0.00
● 0 – Below 29%	1	0	0	0.00
Performance				92.96

Question	The overall quality of teaching-learning process in your institute is very good.			
Answer	Value	No. of response(s)	Response value	Response %
● 4 –Strongly agree	5	24	120	44.44
● 3 – Agree	4	21	84	31.11
● 2 – Neutral	3	9	27	10.00
● 1 – Disagree	2	0	0	0.00
● 0 – Strongly disagree	1	0	0	0.00
Performance				85.56



Interpretation and Action Taken

Enter interpretation and action taken for this feedback.



Bharati Vidyapeeth's College of Engineering for Women, Katraj, Dhankawadi, Pune

Feedback Analysis

Title : Student Satisfaction Survey A.Y.22-23

Academic Year : 2022-23

Class : BE DIV I - Sem II [Electronics and Telecommunication Engg]

Details : Activity

Total number of response(s) : 2 / 45

Question	1. How much of the syllabus was covered in the class?			
Answer	Value	No. of response(s)	Response value	Response %
● 85 to 100%	5	2	10	100.00
● 70 to 84%	4	0	0	0.00
● 55 to 69%	3	0	0	0.00
● 30 to 54%	2	0	0	0.00
● Below 30%	1	0	0	0.00
Performance				100.00



Question	How well did the teachers prepare for the classes?			
Answer	Value	No. of response(s)	Response value	Response %
● 4-Thoroughly	5	2	10	100.00
● 3 – Satisfactorily	4	0	0	0.00
● 2 – Poorly	3	0	0	0.00
● 1 – Indifferently	2	0	0	0.00
● 0 – Won't teach at all	1	0	0	0.00
Performance				100.00



Question	How well were the teachers able to communicate?			
Answer	Value	No. of response(s)	Response value	Response %
● 4 – Always effective	5	2	10	100.00
● 3 – Sometimes effective	4	0	0	0.00
● 2 – Just satisfactorily	3	0	0	0.00
● 1– Ineffective	2	0	0	0.00
● 0– Very poor communication	1	0	0	0.00
Performance				100.00



Question	The teacher's approach to teaching can best be described as			
Answer	Value	No. of response(s)	Response value	Response %
● 4– Excellent	5	2	10	100.00
● 3 – Very good	4	0	0	0.00
● 2 – Good	3	0	0	0.00
● 1 – Fair	2	0	0	0.00
● 0– Poor	1	0	0	0.00
Performance				100.00



Question	Fairness of the internal evaluation process by the teachers.			
Answer	Value	No. of response(s)	Response value	Response %
● 4 – Always fair	5	2	10	100.00
● 3 – Usually fair	4	0	0	0.00
● 2 – Sometimes unfair	3	0	0	0.00
● 1 – Usually unfair	2	0	0	0.00
● 0– Unfair	1	0	0	0.00
Performance				100.00



Question	Was your performance in assignments discussed with you?			
Answer	Value	No. of response(s)	Response value	Response %
● 4 – Every time	5	2	10	100.00
● 3 – Usually	4	0	0	0.00
● 2 – Occasionally/Sometimes	3	0	0	0.00
● 1 – Rarely	2	0	0	0.00
● 0– Never Option 1	1	0	0	0.00
Performance				100.00



Question	The institute takes active interest in promoting internship, student exchange, field visit opportunities for students.			
Answer	Value	No. of response(s)	Response value	Response %
● 4 – Regularly	5	2	10	100.00
● 3 – Often	4	0	0	0.00
● 2 – Sometimes	3	0	0	0.00
● 1 – Rarely	2	0	0	0.00
● 0– Never	1	0	0	0.00
Performance				100.00



Question	The teaching and mentoring process in your institution facilitates you in cognitive, social and emotional growth			
Answer	Value	No. of response(s)	Response value	Response %
● 4 – Significantly	5	2	10	100.00
● 3 – Very well	4	0	0	0.00
● 2 – Moderately	3	0	0	0.00
● 1 – Marginally	2	0	0	0.00
● 0– Not at all	1	0	0	0.00
Performance				100.00



Question	The institution provides multiple opportunities to learn and grow.			
Answer	Value	No. of response(s)	Response value	Response %
● 4 – Strongly agree	5	2	10	100.00
● 3 – Agree	4	0	0	0.00
● 2 – Neutral	3	0	0	0.00
● 1-Disagree	2	0	0	0.00
● 0– Strongly disagree	1	0	0	0.00
Performance				100.00



Question	Teachers inform you about your expected competencies, course outcomes and programme outcomes.			
Answer	Value	No. of response(s)	Response value	Response %
● 4 – Every time	5	2	10	100.00
● 3 – Usually	4	0	0	0.00
● 2– Occasionally/Sometimes	3	0	0	0.00
● 1 – Rarely	2	0	0	0.00
● 0– Never on 1	1	0	0	0.00
Performance				100.00



Question	Your mentor does a necessary follow-up with an assigned task to you.			
Answer	Value	No. of response(s)	Response value	Response %
● 4 – Every time	5	2	10	100.00
● 3 – Usually	4	0	0	0.00
● 2 – Occasionally/Sometimes	3	0	0	0.00
● 1 – Rarely	2	0	0	0.00
● 0 – I don't have a mentor	1	0	0	0.00
Performance				100.00



Question	The teachers illustrate the concepts through examples and applications.			
Answer	Value	No. of response(s)	Response value	Response %
● 4 – Every time	5	2	10	100.00
● 3 – Usually	4	0	0	0.00
● 2 – Occasionally/Sometimes	3	0	0	0.00
● 1– Rarely	2	0	0	0.00
● 0 – Never	1	0	0	0.00
Performance				100.00



Question	The teachers identify your strengths and encourage you by providing the right level of challenges.			
Answer	Value	No. of response(s)	Response value	Response %
● 4 – Fully	5	2	10	100.00
● 3 – Reasonably	4	0	0	0.00
● 2 – Partially	3	0	0	0.00
● 1 – Slightly	2	0	0	0.00
● 0– Unable to	1	0	0	0.00
Performance				100.00



Question	Teachers are able to identify your weaknesses and help you to overcome them.			
Answer	Value	No. of response(s)	Response value	Response %
● 4 – Every time	5	2	10	100.00
● 3 – Usually	4	0	0	0.00
● 2 – Occasionally/Sometimes	3	0	0	0.00
● 1 – Rarely	2	0	0	0.00
● 0 – Never	1	0	0	0.00
Performance				100.00



Question	The institution makes an effort to engage students in the monitoring, review and continuous quality improvement of the teaching learning process.			
Answer	Value	No. of response(s)	Response value	Response %
● 4 – Strongly agree	5	2	10	100.00
● 3 – Agree	4	0	0	0.00
● 2 – Neutral	3	0	0	0.00
● 1 – Disagree	2	0	0	0.00
● 0 – Strongly disagree	1	0	0	0.00
Performance				100.00



Question	The institute/ teachers use student centric methods, such as experiential learning, participative learning and problem solving methodologies for enhancing learning experiences.			
Answer	Value	No. of response(s)	Response value	Response %
● 4 – To a great extent	5	2	10	100.00
● 3 – Moderate	4	0	0	0.00
● 2 – Some what	3	0	0	0.00
● 1 – Very little	2	0	0	0.00
● 0 – Not at all	1	0	0	0.00
Performance				100.00



Question	17. Teachers encourage you to participate in extracurricular activities.			
Answer	Value	No. of response(s)	Response value	Response %
● 4 – Strongly agree	5	2	10	100.00
● 3 – Agree	4	0	0	0.00
● 2 – Neutral	3	0	0	0.00
● 1 – Disagree	2	0	0	0.00
● 0 – Strongly disagree	1	0	0	0.00
Performance				100.00



Question	The institute/ teachers make efforts to inculcate soft skills, life skills and employ ability skills to make you ready for the world of work.			
Answer	Value	No. of response(s)	Response value	Response %
● 4 – To a great extent	5	2	10	100.00
● 3 – Moderate	4	0	0	0.00
● 2 – Some what	3	0	0	0.00
● 1 – Very little	2	0	0	0.00
● 0 – Not at all	1	0	0	0.00
Performance				100.00



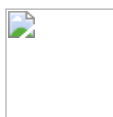
Question	What percentage of teachers use ICT tools such as LCD projectors, Multimedia, etc. while teaching.			
Answer	Value	No. of response(s)	Response value	Response %
● 4 – Above 90%	5	2	10	100.00
● 3 – 70 – 89%	4	0	0	0.00
● 2 – 50 – 69%	3	0	0	0.00
● 1 – 30 – 49%	2	0	0	0.00
● 0 – Below 29%	1	0	0	0.00
Performance				100.00

Question	The overall quality of teaching-learning process in your institute is very good.			
Answer	Value	No. of response(s)	Response value	Response %
● 4 –Strongly agree	5	2	10	100.00
● 3 – Agree	4	0	0	0.00
● 2 – Neutral	3	0	0	0.00
● 1 – Disagree	2	0	0	0.00
● 0 – Strongly disagree	1	0	0	0.00
Performance				100.00



Interpretation and Action Taken

Enter interpretation and action taken for this feedback.



Bharati Vidyapeeth's College of Engineering for Women, Katraj, Dhankawadi, Pune

Feedback Analysis

Title : Student Satisfaction Survey A.Y.22-23

Academic Year : 2022-23

Class : BE DIV II - Sem II [Electronics and Telecommunication Engg]

Details : Activity

Total number of response(s) : 23 / 45

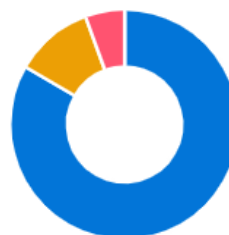
Question	1. How much of the syllabus was covered in the class?			
Answer	Value	No. of response(s)	Response value	Response %
● 85 to 100%	5	21	105	91.30
● 70 to 84%	4	2	8	6.96
● 55 to 69%	3	0	0	0.00
● 30 to 54%	2	0	0	0.00
● Below 30%	1	0	0	0.00
Performance				98.26



Question	How well did the teachers prepare for the classes?			
Answer	Value	No. of response(s)	Response value	Response %
● 4-Thoroughly	5	15	75	65.22
● 3 – Satisfactorily	4	8	32	27.83
● 2 – Poorly	3	0	0	0.00
● 1 – Indifferently	2	0	0	0.00
● 0 – Won't teach at all	1	0	0	0.00
Performance				93.04



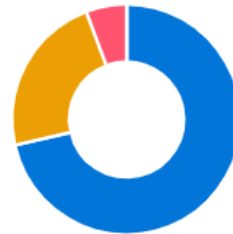
Question	How well were the teachers able to communicate?			
Answer	Value	No. of response(s)	Response value	Response %
● 4 – Always effective	5	18	90	78.26
● 3 – Sometimes effective	4	3	12	10.43
● 2 – Just satisfactorily	3	2	6	5.22
● 1– Ineffective	2	0	0	0.00
● 0– Very poor communication	1	0	0	0.00
Performance				93.91



Question	The teacher's approach to teaching can best be described as			
Answer	Value	No. of response(s)	Response value	Response %
● 4– Excellent	5	12	60	52.17
● 3 – Very good	4	7	28	24.35
● 2 – Good	3	3	9	7.83
● 1 – Fair	2	1	2	1.74
● 0– Poor	1	0	0	0.00
Performance				86.09



Question	Fairness of the internal evaluation process by the teachers.			
Answer	Value	No. of response(s)	Response value	Response %
● 4 – Always fair	5	15	75	65.22
● 3 – Usually fair	4	6	24	20.87
● 2 – Sometimes unfair	3	2	6	5.22
● 1 – Usually unfair	2	0	0	0.00
● 0– Unfair	1	0	0	0.00
Performance				91.30



Question	Was your performance in assignments discussed with you?			
Answer	Value	No. of response(s)	Response value	Response %
● 4 – Every time	5	13	65	56.52
● 3 – Usually	4	6	24	20.87
● 2 – Occasionally/Sometimes	3	4	12	10.43
● 1 – Rarely	2	0	0	0.00
● 0– Never Option 1	1	0	0	0.00
Performance				87.83



Question	The institute takes active interest in promoting internship, student exchange, field visit opportunities for students.			
Answer	Value	No. of response(s)	Response value	Response %
● 4 – Regularly	5	12	60	52.17
● 3 – Often	4	4	16	13.91
● 2 – Sometimes	3	4	12	10.43
● 1 – Rarely	2	3	6	5.22
● 0– Never	1	0	0	0.00
Performance				81.74



Question	The teaching and mentoring process in your institution facilitates you in cognitive, social and emotional growth			
Answer	Value	No. of response(s)	Response value	Response %
● 4 – Significantly	5	11	55	47.83
● 3 – Very well	4	9	36	31.30
● 2 – Moderately	3	2	6	5.22
● 1 – Marginally	2	1	2	1.74
● 0– Not at all	1	0	0	0.00
Performance				86.09



Question	The institution provides multiple opportunities to learn and grow.			
Answer	Value	No. of response(s)	Response value	Response %
● 4 – Strongly agree	5	10	50	43.48
● 3 – Agree	4	9	36	31.30
● 2 – Neutral	3	4	12	10.43
● 1-Disagree	2	0	0	0.00
● 0– Strongly disagree	1	0	0	0.00
Performance				85.22



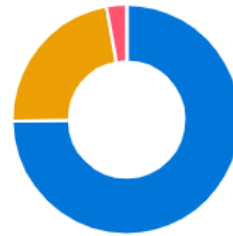
Question	Teachers inform you about your expected competencies, course outcomes and programme outcomes.			
Answer	Value	No. of response(s)	Response value	Response %
● 4 – Every time	5	16	80	69.57
● 3 – Usually	4	6	24	20.87
● 2– Occasionally/Sometimes	3	1	3	2.61
● 1 – Rarely	2	0	0	0.00
● 0– Never on 1	1	0	0	0.00
Performance				93.04



Question	Your mentor does a necessary follow-up with an assigned task to you.			
Answer	Value	No. of response(s)	Response value	Response %
● 4 – Every time	5	14	70	60.87
● 3 – Usually	4	8	32	27.83
● 2 – Occasionally/Sometimes	3	1	3	2.61
● 1 – Rarely	2	0	0	0.00
● 0 – I don't have a mentor	1	0	0	0.00
Performance				91.30



Question	The teachers illustrate the concepts through examples and applications.			
Answer	Value	No. of response(s)	Response value	Response %
● 4 – Every time	5	16	80	69.57
● 3 – Usually	4	6	24	20.87
● 2 – Occasionally/Sometimes	3	1	3	2.61
● 1– Rarely	2	0	0	0.00
● 0 – Never	1	0	0	0.00
Performance				93.04



Question	The teachers identify your strengths and encourage you by providing the right level of challenges.			
Answer	Value	No. of response(s)	Response value	Response %
● 4 – Fully	5	14	70	60.87
● 3 – Reasonably	4	6	24	20.87
● 2 – Partially	3	3	9	7.83
● 1 – Slightly	2	0	0	0.00
● 0– Unable to	1	0	0	0.00
Performance				89.57



Question	Teachers are able to identify your weaknesses and help you to overcome them.			
Answer	Value	No. of response(s)	Response value	Response %
● 4 – Every time	5	11	55	47.83
● 3 – Usually	4	9	36	31.30
● 2 – Occasionally/Sometimes	3	2	6	5.22
● 1 – Rarely	2	1	2	1.74
● 0 – Never	1	0	0	0.00
Performance				86.09



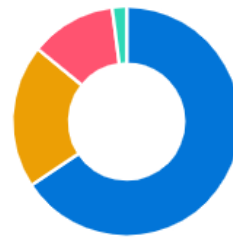
Question	The institution makes an effort to engage students in the monitoring, review and continuous quality improvement of the teaching learning process.			
Answer	Value	No. of response(s)	Response value	Response %
● 4 – Strongly agree	5	12	60	52.17
● 3 – Agree	4	8	32	27.83
● 2 – Neutral	3	2	6	5.22
● 1 – Disagree	2	1	2	1.74
● 0 – Strongly disagree	1	0	0	0.00
Performance				86.96



Question	The institute/ teachers use student centric methods, such as experiential learning, participative learning and problem solving methodologies for enhancing learning experiences.			
Answer	Value	No. of response(s)	Response value	Response %
● 4 – To a great extent	5	14	70	60.87
● 3 – Moderate	4	6	24	20.87
● 2 – Some what	3	2	6	5.22
● 1 – Very little	2	1	2	1.74
● 0 – Not at all	1	0	0	0.00
Performance				88.70



Question	17. Teachers encourage you to participate in extracurricular activities.			
Answer	Value	No. of response(s)	Response value	Response %
● 4 – Strongly agree	5	13	65	56.52
● 3 – Agree	4	5	20	17.39
● 2 – Neutral	3	4	12	10.43
● 1 – Disagree	2	1	2	1.74
● 0 – Strongly disagree	1	0	0	0.00
Performance				86.09



Question	The institute/ teachers make efforts to inculcate soft skills, life skills and employ ability skills to make you ready for the world of work.			
Answer	Value	No. of response(s)	Response value	Response %
● 4 – To a great extent	5	13	65	56.52
● 3 – Moderate	4	6	24	20.87
● 2 – Some what	3	3	9	7.83
● 1 – Very little	2	1	2	1.74
● 0 – Not at all	1	0	0	0.00
Performance				86.96



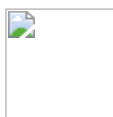
Question	What percentage of teachers use ICT tools such as LCD projectors, Multimedia, etc. while teaching.			
Answer	Value	No. of response(s)	Response value	Response %
● 4 – Above 90%	5	14	70	60.87
● 3 – 70 – 89%	4	9	36	31.30
● 2 – 50 – 69%	3	0	0	0.00
● 1 – 30 – 49%	2	0	0	0.00
● 0 – Below 29%	1	0	0	0.00
Performance				92.17

Question	The overall quality of teaching-learning process in your institute is very good.			
Answer	Value	No. of response(s)	Response value	Response %
● 4 –Strongly agree	5	10	50	43.48
● 3 – Agree	4	9	36	31.30
● 2 – Neutral	3	4	12	10.43
● 1 – Disagree	2	0	0	0.00
● 0 – Strongly disagree	1	0	0	0.00
Performance				85.22



Interpretation and Action Taken

Enter interpretation and action taken for this feedback.



Bharati Vidyapeeth's College of Engineering for Women, Katraj, Dhankawadi, Pune

Feedback Analysis

Title : Student Satisfaction Survey a.y.22-23

Academic Year : 2022-23

Class : SE - Sem II [Information Technology]

Details : Activity

Total number of response(s) : 62 / 76

Question	1. How much of the syllabus was covered in the class?			
Answer	Value	No. of response(s)	Response value	Response %
● 85 to 100%	5	29	145	46.77
● 70 to 84%	4	31	124	40.00
● 55 to 69%	3	2	6	1.94
● 30 to 54%	2	0	0	0.00
● Below 30%	1	0	0	0.00
Performance				88.71



Question	How well did the teachers prepare for the classes?			
Answer	Value	No. of response(s)	Response value	Response %
● 4-Thoroughly	5	15	75	24.19
● 3 – Satisfactorily	4	47	188	60.65
● 2 – Poorly	3	0	0	0.00
● 1 – Indifferently	2	0	0	0.00
● 0 – Won't teach at all	1	0	0	0.00
Performance				84.84



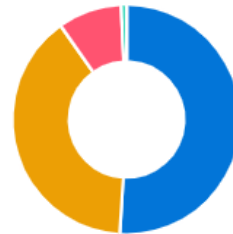
Question	How well were the teachers able to communicate?			
Answer	Value	No. of response(s)	Response value	Response %
● 4 – Always effective	5	27	135	43.55
● 3 – Sometimes effective	4	28	112	36.13
● 2 – Just satisfactorily	3	7	21	6.77
● 1– Ineffective	2	0	0	0.00
● 0– Very poor communication	1	0	0	0.00
Performance				86.45



Question	The teacher's approach to teaching can best be described as			
Answer	Value	No. of response(s)	Response value	Response %
● 4– Excellent	5	18	90	29.03
● 3 – Very good	4	28	112	36.13
● 2 – Good	3	16	48	15.48
● 1 – Fair	2	0	0	0.00
● 0– Poor	1	0	0	0.00
Performance				80.65



Question	Fairness of the internal evaluation process by the teachers.			
Answer	Value	No. of response(s)	Response value	Response %
● 4 – Always fair	5	27	135	43.55
● 3 – Usually fair	4	26	104	33.55
● 2 – Sometimes unfair	3	8	24	7.74
● 1 – Usually unfair	2	1	2	0.65
● 0– Unfair	1	0	0	0.00
Performance				85.48



Question	Was your performance in assignments discussed with you?			
Answer	Value	No. of response(s)	Response value	Response %
● 4 – Every time	5	24	120	38.71
● 3 – Usually	4	26	104	33.55
● 2 – Occasionally/Sometimes	3	10	30	9.68
● 1 – Rarely	2	2	4	1.29
● 0– Never Option 1	1	0	0	0.00
Performance				83.23



Question	The institute takes active interest in promoting internship, student exchange, field visit opportunities for students.			
Answer	Value	No. of response(s)	Response value	Response %
● 4 – Regularly	5	28	140	45.16
● 3 – Often	4	21	84	27.10
● 2 – Sometimes	3	11	33	10.65
● 1 – Rarely	2	1	2	0.65
● 0– Never	1	1	1	0.32
Performance				83.87



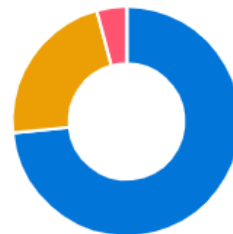
Question	The teaching and mentoring process in your institution facilitates you in cognitive, social and emotional growth			
Answer	Value	No. of response(s)	Response value	Response %
● 4 – Significantly	5	15	75	24.19
● 3 – Very well	4	34	136	43.87
● 2 – Moderately	3	12	36	11.61
● 1 – Marginally	2	0	0	0.00
● 0– Not at all	1	1	1	0.32
Performance				80.00



Question	The institution provides multiple opportunities to learn and grow.			
Answer	Value	No. of response(s)	Response value	Response %
● 4 – Strongly agree	5	26	130	41.94
● 3 – Agree	4	27	108	34.84
● 2 – Neutral	3	8	24	7.74
● 1-Disagree	2	1	2	0.65
● 0– Strongly disagree	1	0	0	0.00
Performance				85.16



Question	Teachers inform you about your expected competencies, course outcomes and programme outcomes.			
Answer	Value	No. of response(s)	Response value	Response %
● 4 – Every time	5	42	210	67.74
● 3 – Usually	4	16	64	20.65
● 2– Occasionally/Sometimes	3	4	12	3.87
● 1 – Rarely	2	0	0	0.00
● 0– Never on 1	1	0	0	0.00
Performance				92.26



Question	Your mentor does a necessary follow-up with an assigned task to you.			
Answer	Value	No. of response(s)	Response value	Response %
● 4 – Every time	5	33	165	53.23
● 3 – Usually	4	24	96	30.97
● 2 – Occasionally/Sometimes	3	5	15	4.84
● 1 – Rarely	2	0	0	0.00
● 0 – I don't have a mentor	1	0	0	0.00
Performance				89.03



Question	The teachers illustrate the concepts through examples and applications.			
Answer	Value	No. of response(s)	Response value	Response %
● 4 – Every time	5	30	150	48.39
● 3 – Usually	4	27	108	34.84
● 2 – Occasionally/Sometimes	3	5	15	4.84
● 1– Rarely	2	0	0	0.00
● 0 – Never	1	0	0	0.00
Performance				88.06



Question	The teachers identify your strengths and encourage you by providing the right level of challenges.			
Answer	Value	No. of response(s)	Response value	Response %
● 4 – Fully	5	25	125	40.32
● 3 – Reasonably	4	25	100	32.26
● 2 – Partially	3	10	30	9.68
● 1 – Slightly	2	2	4	1.29
● 0– Unable to	1	0	0	0.00
Performance				83.55



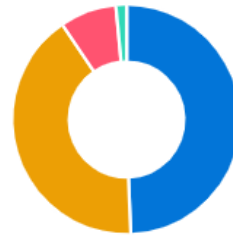
Question	Teachers are able to identify your weaknesses and help you to overcome them.			
Answer	Value	No. of response(s)	Response value	Response %
● 4 – Every time	5	24	120	38.71
● 3 – Usually	4	20	80	25.81
● 2 – Occasionally/Sometimes	3	13	39	12.58
● 1 – Rarely	2	4	8	2.58
● 0 – Never	1	1	1	0.32
Performance				80.00



Question	The institution makes an effort to engage students in the monitoring, review and continuous quality improvement of the teaching learning process.			
Answer	Value	No. of response(s)	Response value	Response %
● 4 – Strongly agree	5	22	110	35.48
● 3 – Agree	4	30	120	38.71
● 2 – Neutral	3	9	27	8.71
● 1 – Disagree	2	1	2	0.65
● 0 – Strongly disagree	1	0	0	0.00
Performance				83.55



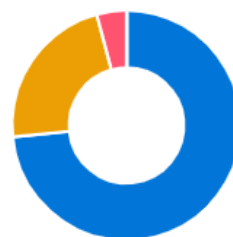
Question	The institute/ teachers use student centric methods, such as experiential learning, participative learning and problem solving methodologies for enhancing learning experiences.			
Answer	Value	No. of response(s)	Response value	Response %
● 4 – To a great extent	5	26	130	41.94
● 3 – Moderate	4	27	108	34.84
● 2 – Some what	3	7	21	6.77
● 1 – Very little	2	2	4	1.29
● 0 – Not at all	1	0	0	0.00
Performance				84.84



Question	17. Teachers encourage you to participate in extracurricular activities.			
Answer	Value	No. of response(s)	Response value	Response %
● 4 – Strongly agree	5	20	100	32.26
● 3 – Agree	4	27	108	34.84
● 2 – Neutral	3	15	45	14.52
● 1 – Disagree	2	0	0	0.00
● 0 – Strongly disagree	1	0	0	0.00
Performance				81.61



Question	The institute/ teachers make efforts to inculcate soft skills, life skills and employ ability skills to make you ready for the world of work.			
Answer	Value	No. of response(s)	Response value	Response %
● 4 – To a great extent	5	28	140	45.16
● 3 – Moderate	4	25	100	32.26
● 2 – Some what	3	9	27	8.71
● 1 – Very little	2	0	0	0.00
● 0 – Not at all	1	0	0	0.00
Performance				86.13



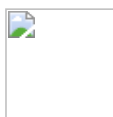
Question	What percentage of teachers use ICT tools such as LCD projectors, Multimedia, etc. while teaching.			
Answer	Value	No. of response(s)	Response value	Response %
● 4 – Above 90%	5	42	210	67.74
● 3 – 70 – 89%	4	16	64	20.65
● 2 – 50 – 69%	3	4	12	3.87
● 1 – 30 – 49%	2	0	0	0.00
● 0 – Below 29%	1	0	0	0.00
Performance				92.26

Question	The overall quality of teaching-learning process in your institute is very good.			
Answer	Value	No. of response(s)	Response value	Response %
● 4 –Strongly agree	5	22	110	35.48
● 3 – Agree	4	31	124	40.00
● 2 – Neutral	3	9	27	8.71
● 1 – Disagree	2	0	0	0.00
● 0 – Strongly disagree	1	0	0	0.00
Performance				84.19



Interpretation and Action Taken

Enter interpretation and action taken for this feedback.



Bharati Vidyapeeth's College of Engineering for Women, Katraj, Dhankawadi, Pune

Feedback Analysis

Title : NAAC Student Satisfaction Survey A.Y.22-23

Academic Year : 2022-23

Class : TE - Sem II [Information Technology]

Details : Activity

Total number of response(s) : 76 / 78

Question	1. How much of the syllabus was covered in the class?			
Answer	Value	No. of response(s)	Response value	Response %
● 85 to 100%	5	37	185	48.68
● 70 to 84%	4	33	132	34.74
● 55 to 69%	3	3	9	2.37
● 30 to 54%	2	3	6	1.58
● Below 30%	1	0	0	0.00
Performance				87.37



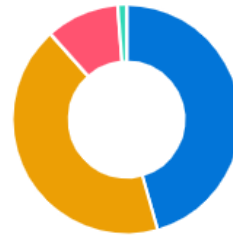
Question	How well did the teachers prepare for the classes?			
Answer	Value	No. of response(s)	Response value	Response %
● 4-Thoroughly	5	31	155	40.79
● 3 – Satisfactorily	4	43	172	45.26
● 2 – Poorly	3	1	3	0.79
● 1 – Indifferently	2	1	2	0.53
● 0 – Won't teach at all	1	0	0	0.00
Performance				87.37



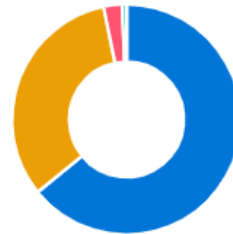
Question	How well were the teachers able to communicate?			
Answer	Value	No. of response(s)	Response value	Response %
● 4 – Always effective	5	49	245	64.47
● 3 – Sometimes effective	4	25	100	26.32
● 2 – Just satisfactorily	3	2	6	1.58
● 1- Ineffective	2	0	0	0.00
● 0- Very poor communication	1	0	0	0.00
Performance				92.37



Question	The teacher's approach to teaching can best be described as			
Answer	Value	No. of response(s)	Response value	Response %
● 4– Excellent	5	29	145	38.16
● 3 – Very good	4	34	136	35.79
● 2 – Good	3	11	33	8.68
● 1 – Fair	2	2	4	1.05
● 0– Poor	1	0	0	0.00
Performance				83.68



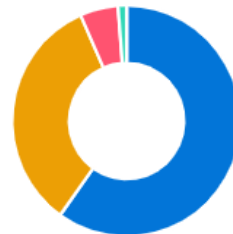
Question	Fairness of the internal evaluation process by the teachers.			
Answer	Value	No. of response(s)	Response value	Response %
● 4 – Always fair	5	44	220	57.89
● 3 – Usually fair	4	28	112	29.47
● 2 – Sometimes unfair	3	3	9	2.37
● 1 – Usually unfair	2	1	2	0.53
● 0– Unfair	1	0	0	0.00
Performance				90.26



Question	Was your performance in assignments discussed with you?			
Answer	Value	No. of response(s)	Response value	Response %
● 4 – Every time	5	37	185	48.68
● 3 – Usually	4	26	104	27.37
● 2 – Occasionally/Sometimes	3	10	30	7.89
● 1 – Rarely	2	2	4	1.05
● 0– Never Option 1	1	1	1	0.26
Performance				85.26



Question	The institute takes active interest in promoting internship, student exchange, field visit opportunities for students.			
Answer	Value	No. of response(s)	Response value	Response %
● 4 – Regularly	5	40	200	52.63
● 3 – Often	4	28	112	29.47
● 2 – Sometimes	3	6	18	4.74
● 1 – Rarely	2	2	4	1.05
● 0– Never	1	0	0	0.00
Performance				87.89



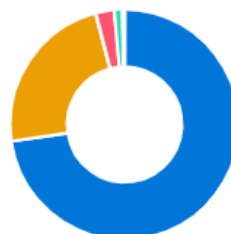
Question	The teaching and mentoring process in your institution facilitates you in cognitive, social and emotional growth			
Answer	Value	No. of response(s)	Response value	Response %
● 4 – Significantly	5	32	160	42.11
● 3 – Very well	4	31	124	32.63
● 2 – Moderately	3	11	33	8.68
● 1 – Marginally	2	1	2	0.53
● 0– Not at all	1	1	1	0.26
Performance				84.21



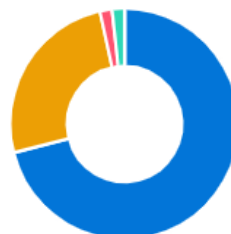
Question	The institution provides multiple opportunities to learn and grow.			
Answer	Value	No. of response(s)	Response value	Response %
● 4 – Strongly agree	5	34	170	44.74
● 3 – Agree	4	29	116	30.53
● 2 – Neutral	3	11	33	8.68
● 1-Disagree	2	1	2	0.53
● 0– Strongly disagree	1	1	1	0.26
Performance				84.74



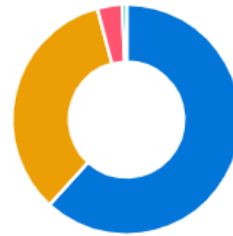
Question	Teachers inform you about your expected competencies, course outcomes and programme outcomes.			
Answer	Value	No. of response(s)	Response value	Response %
● 4 – Every time	5	50	250	65.79
● 3 – Usually	4	20	80	21.05
● 2– Occasionally/Sometimes	3	3	9	2.37
● 1 – Rarely	2	2	4	1.05
● 0– Never on 1	1	1	1	0.26
Performance				90.53



Question	Your mentor does a necessary follow-up with an assigned task to you.			
Answer	Value	No. of response(s)	Response value	Response %
● 4 – Every time	5	49	245	64.47
● 3 – Usually	4	22	88	23.16
● 2 – Occasionally/Sometimes	3	2	6	1.58
● 1 – Rarely	2	3	6	1.58
● 0 – I don't have a mentor	1	0	0	0.00
Performance				90.79



Question	The teachers illustrate the concepts through examples and applications.			
Answer	Value	No. of response(s)	Response value	Response %
● 4 – Every time	5	42	210	55.26
● 3 – Usually	4	29	116	30.53
● 2 – Occasionally/Sometimes	3	4	12	3.16
● 1– Rarely	2	1	2	0.53
● 0 – Never	1	0	0	0.00
Performance				89.47



Question	The teachers identify your strengths and encourage you by providing the right level of challenges.			
Answer	Value	No. of response(s)	Response value	Response %
● 4 – Fully	5	35	175	46.05
● 3 – Reasonably	4	29	116	30.53
● 2 – Partially	3	10	30	7.89
● 1 – Slightly	2	1	2	0.53
● 0– Unable to	1	1	1	0.26
Performance				85.26



Question	Teachers are able to identify your weaknesses and help you to overcome them.			
Answer	Value	No. of response(s)	Response value	Response %
● 4 – Every time	5	35	175	46.05
● 3 – Usually	4	29	116	30.53
● 2 – Occasionally/Sometimes	3	9	27	7.11
● 1 – Rarely	2	2	4	1.05
● 0 – Never	1	1	1	0.26
Performance				85.00



Question	The institution makes an effort to engage students in the monitoring, review and continuous quality improvement of the teaching learning process.			
Answer	Value	No. of response(s)	Response value	Response %
● 4 – Strongly agree	5	34	170	44.74
● 3 – Agree	4	33	132	34.74
● 2 – Neutral	3	7	21	5.53
● 1 – Disagree	2	2	4	1.05
● 0 – Strongly disagree	1	0	0	0.00
Performance				86.05



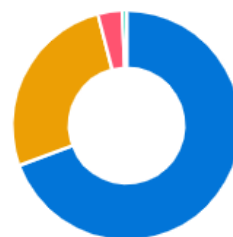
Question	The institute/ teachers use student centric methods, such as experiential learning, participative learning and problem solving methodologies for enhancing learning experiences.			
Answer	Value	No. of response(s)	Response value	Response %
● 4 – To a great extent	5	31	155	40.79
● 3 – Moderate	4	39	156	41.05
● 2 – Some what	3	5	15	3.95
● 1 – Very little	2	1	2	0.53
● 0 – Not at all	1	0	0	0.00
Performance				86.32



Question	17. Teachers encourage you to participate in extracurricular activities.			
Answer	Value	No. of response(s)	Response value	Response %
● 4 – Strongly agree	5	30	150	39.47
● 3 – Agree	4	32	128	33.68
● 2 – Neutral	3	13	39	10.26
● 1 – Disagree	2	1	2	0.53
● 0 – Strongly disagree	1	0	0	0.00
Performance				83.95



Question	The institute/ teachers make efforts to inculcate soft skills, life skills and employ ability skills to make you ready for the world of work.			
Answer	Value	No. of response(s)	Response value	Response %
● 4 – To a great extent	5	35	175	46.05
● 3 – Moderate	4	33	132	34.74
● 2 – Some what	3	5	15	3.95
● 1 – Very little	2	3	6	1.58
● 0 – Not at all	1	0	0	0.00
Performance				86.32



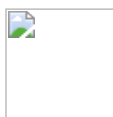
Question	What percentage of teachers use ICT tools such as LCD projectors, Multimedia, etc. while teaching.			
Answer	Value	No. of response(s)	Response value	Response %
● 4 – Above 90%	5	48	240	63.16
● 3 – 70 – 89%	4	23	92	24.21
● 2 – 50 – 69%	3	4	12	3.16
● 1 – 30 – 49%	2	1	2	0.53
● 0 – Below 29%	1	0	0	0.00
Performance				91.05

Question	The overall quality of teaching-learning process in your institute is very good.			
Answer	Value	No. of response(s)	Response value	Response %
● 4 –Strongly agree	5	31	155	40.79
● 3 – Agree	4	34	136	35.79
● 2 – Neutral	3	8	24	6.32
● 1 – Disagree	2	3	6	1.58
● 0 – Strongly disagree	1	0	0	0.00
Performance				84.47



Interpretation and Action Taken

Enter interpretation and action taken for this feedback.



Bharati Vidyapeeth's College of Engineering for Women, Katraj, Dhankawadi, Pune

Feedback Analysis

Title : Student Satisfaction Survey-A.Y. 2022-23

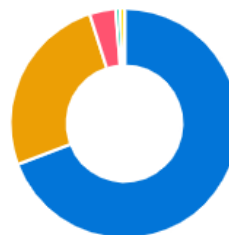
Academic Year : 2022-23

Class : BE - Sem II [Information Technology]

Details : Activity

Total number of response(s) : 73 / 81

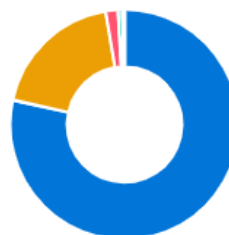
Question	1. How much of the syllabus was covered in the class?			
Answer	Value	No. of response(s)	Response value	Response %
● 85 to 100%	5	45	225	61.64
● 70 to 84%	4	21	84	23.01
● 55 to 69%	3	4	12	3.29
● 30 to 54%	2	1	2	0.55
● Below 30%	1	2	2	0.55
Performance				89.04



Question	How well did the teachers prepare for the classes?			
Answer	Value	No. of response(s)	Response value	Response %
● 4-Thoroughly	5	33	165	45.21
● 3 – Satisfactorily	4	37	148	40.55
● 2 – Poorly	3	2	6	1.64
● 1 – Indifferently	2	1	2	0.55
● 0 – Won't teach at all	1	0	0	0.00
Performance				87.95



Question	How well were the teachers able to communicate?			
Answer	Value	No. of response(s)	Response value	Response %
● 4 – Always effective	5	53	265	72.60
● 3 – Sometimes effective	4	16	64	17.53
● 2 – Just satisfactorily	3	2	6	1.64
● 1- Ineffective	2	1	2	0.55
● 0- Very poor communication	1	1	1	0.27
Performance				92.60



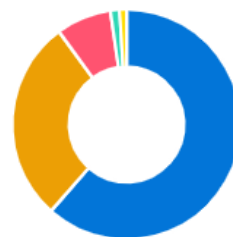
Question	The teacher's approach to teaching can best be described as			
Answer	Value	No. of response(s)	Response value	Response %
● 4– Excellent	5	35	175	47.95
● 3 – Very good	4	28	112	30.68
● 2 – Good	3	9	27	7.40
● 1 – Fair	2	0	0	0.00
● 0– Poor	1	1	1	0.27
Performance				86.30



Question	Fairness of the internal evaluation process by the teachers.			
Answer	Value	No. of response(s)	Response value	Response %
● 4 – Always fair	5	36	180	49.32
● 3 – Usually fair	4	27	108	29.59
● 2 – Sometimes unfair	3	8	24	6.58
● 1 – Usually unfair	2	1	2	0.55
● 0– Unfair	1	1	1	0.27
Performance				86.30



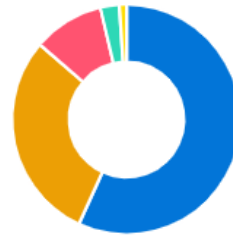
Question	Was your performance in assignments discussed with you?			
Answer	Value	No. of response(s)	Response value	Response %
● 4 – Every time	5	38	190	52.05
● 3 – Usually	4	22	88	24.11
● 2 – Occasionally/Sometimes	3	8	24	6.58
● 1 – Rarely	2	2	4	1.10
● 0– Never Option 1	1	3	3	0.82
Performance				84.66



Question	The institute takes active interest in promoting internship, student exchange, field visit opportunities for students.			
Answer	Value	No. of response(s)	Response value	Response %
● 4 – Regularly	5	40	200	54.79
● 3 – Often	4	19	76	20.82
● 2 – Sometimes	3	11	33	9.04
● 1 – Rarely	2	2	4	1.10
● 0– Never	1	1	1	0.27
Performance				86.03



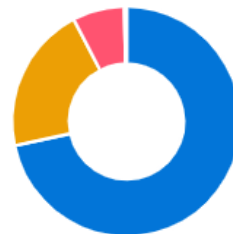
Question	The teaching and mentoring process in your institution facilitates you in cognitive, social and emotional growth			
Answer	Value	No. of response(s)	Response value	Response %
● 4 – Significantly	5	34	170	46.58
● 3 – Very well	4	22	88	24.11
● 2 – Moderately	3	10	30	8.22
● 1 – Marginally	2	4	8	2.19
● 0– Not at all	1	3	3	0.82
Performance				81.92



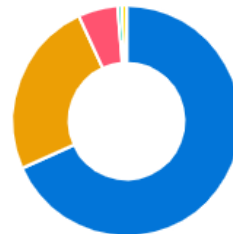
Question	The institution provides multiple opportunities to learn and grow.			
Answer	Value	No. of response(s)	Response value	Response %
● 4 – Strongly agree	5	34	170	46.58
● 3 – Agree	4	26	104	28.49
● 2 – Neutral	3	11	33	9.04
● 1-Disagree	2	1	2	0.55
● 0– Strongly disagree	1	1	1	0.27
Performance				84.93



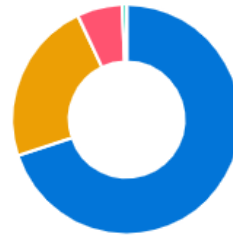
Question	Teachers inform you about your expected competencies, course outcomes and programme outcomes.			
Answer	Value	No. of response(s)	Response value	Response %
● 4 – Every time	5	47	235	64.38
● 3 – Usually	4	17	68	18.63
● 2– Occasionally/Sometimes	3	8	24	6.58
● 1 – Rarely	2	0	0	0.00
● 0– Never on 1	1	1	1	0.27
Performance				89.86



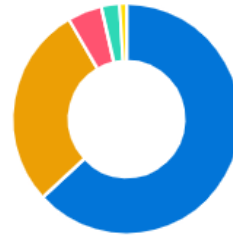
Question	Your mentor does a necessary follow-up with an assigned task to you.			
Answer	Value	No. of response(s)	Response value	Response %
● 4 – Every time	5	44	220	60.27
● 3 – Usually	4	20	80	21.92
● 2 – Occasionally/Sometimes	3	6	18	4.93
● 1 – Rarely	2	1	2	0.55
● 0 – I don't have a mentor	1	2	2	0.55
Performance				88.22



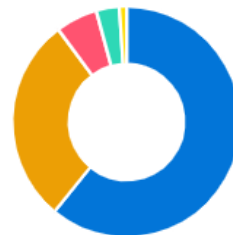
Question	The teachers illustrate the concepts through examples and applications.			
Answer	Value	No. of response(s)	Response value	Response %
● 4 – Every time	5	46	230	63.01
● 3 – Usually	4	19	76	20.82
● 2 – Occasionally/Sometimes	3	7	21	5.75
● 1– Rarely	2	1	2	0.55
● 0 – Never	1	0	0	0.00
Performance				90.14



Question	The teachers identify your strengths and encourage you by providing the right level of challenges.			
Answer	Value	No. of response(s)	Response value	Response %
● 4 – Fully	5	39	195	53.42
● 3 – Reasonably	4	22	88	24.11
● 2 – Partially	3	5	15	4.11
● 1 – Slightly	2	4	8	2.19
● 0– Unable to	1	3	3	0.82
Performance				84.66



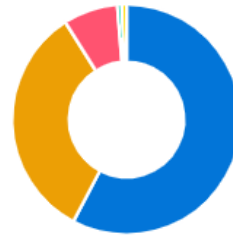
Question	Teachers are able to identify your weaknesses and help you to overcome them.			
Answer	Value	No. of response(s)	Response value	Response %
● 4 – Every time	5	37	185	50.68
● 3 – Usually	4	22	88	24.11
● 2 – Occasionally/Sometimes	3	6	18	4.93
● 1 – Rarely	2	5	10	2.74
● 0 – Never	1	3	3	0.82
Performance				83.29



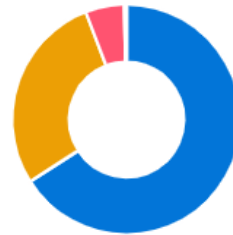
Question	The institution makes an effort to engage students in the monitoring, review and continuous quality improvement of the teaching learning process.			
Answer	Value	No. of response(s)	Response value	Response %
● 4 – Strongly agree	5	36	180	49.32
● 3 – Agree	4	26	104	28.49
● 2 – Neutral	3	8	24	6.58
● 1 – Disagree	2	2	4	1.10
● 0 – Strongly disagree	1	1	1	0.27
Performance				85.75



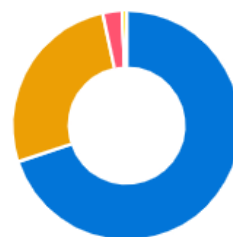
Question	The institute/ teachers use student centric methods, such as experiential learning, participative learning and problem solving methodologies for enhancing learning experiences.			
Answer	Value	No. of response(s)	Response value	Response %
● 4 – To a great extent	5	36	180	49.32
● 3 – Moderate	4	26	104	28.49
● 2 – Some what	3	8	24	6.58
● 1 – Very little	2	1	2	0.55
● 0 – Not at all	1	2	2	0.55
Performance				85.48



Question	17. Teachers encourage you to participate in extracurricular activities.			
Answer	Value	No. of response(s)	Response value	Response %
● 4 – Strongly agree	5	43	215	58.90
● 3 – Agree	4	23	92	25.21
● 2 – Neutral	3	6	18	4.93
● 1 – Disagree	2	0	0	0.00
● 0 – Strongly disagree	1	1	1	0.27
Performance				89.32

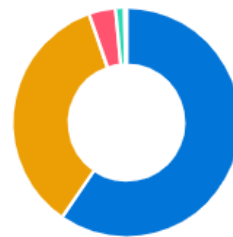


Question	The institute/ teachers make efforts to inculcate soft skills, life skills and employ ability skills to make you ready for the world of work.			
Answer	Value	No. of response(s)	Response value	Response %
● 4 – To a great extent	5	44	220	60.27
● 3 – Moderate	4	18	72	19.73
● 2 – Some what	3	7	21	5.75
● 1 – Very little	2	3	6	1.64
● 0 – Not at all	1	1	1	0.27
Performance				87.67



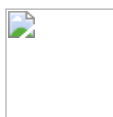
Question	What percentage of teachers use ICT tools such as LCD projectors, Multimedia, etc. while teaching.			
Answer	Value	No. of response(s)	Response value	Response %
● 4 – Above 90%	5	46	230	63.01
● 3 – 70 – 89%	4	22	88	24.11
● 2 – 50 – 69%	3	3	9	2.47
● 1 – 30 – 49%	2	0	0	0.00
● 0 – Below 29%	1	2	2	0.55
Performance				90.14

Question	The overall quality of teaching-learning process in your institute is very good.			
Answer	Value	No. of response(s)	Response value	Response %
● 4 –Strongly agree	5	38	190	52.05
● 3 – Agree	4	28	112	30.68
● 2 – Neutral	3	4	12	3.29
● 1 – Disagree	2	2	4	1.10
● 0 – Strongly disagree	1	1	1	0.27
Performance				87.40



Interpretation and Action Taken

Enter interpretation and action taken for this feedback.



Bharati Vidyapeeth's College of Engineering for Women, Katraj, Dhankawadi, Pune

Feedback Analysis

Title : Student Satisfaction Survey a.y.22-23

Academic Year : 2022-23

Class : SE - Sem II [Computer Engineering]

Details : Activity

Total number of response(s) : 73 / 77

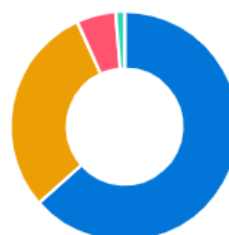
Question	1. How much of the syllabus was covered in the class?			
Answer	Value	No. of response(s)	Response value	Response %
● 85 to 100%	5	41	205	56.16
● 70 to 84%	4	29	116	31.78
● 55 to 69%	3	3	9	2.47
● 30 to 54%	2	0	0	0.00
● Below 30%	1	0	0	0.00
Performance				90.41



Question	How well did the teachers prepare for the classes?			
Answer	Value	No. of response(s)	Response value	Response %
● 4-Thoroughly	5	27	135	36.99
● 3 – Satisfactorily	4	46	184	50.41
● 2 – Poorly	3	0	0	0.00
● 1 – Indifferently	2	0	0	0.00
● 0 – Won't teach at all	1	0	0	0.00
Performance				87.40



Question	How well were the teachers able to communicate?			
Answer	Value	No. of response(s)	Response value	Response %
● 4 – Always effective	5	41	205	56.16
● 3 – Sometimes effective	4	24	96	26.30
● 2 – Just satisfactorily	3	6	18	4.93
● 1– Ineffective	2	2	4	1.10
● 0– Very poor communication	1	0	0	0.00
Performance				88.49



Question	The teacher's approach to teaching can best be described as			
Answer	Value	No. of response(s)	Response value	Response %
● 4– Excellent	5	27	135	36.99
● 3 – Very good	4	33	132	36.16
● 2 – Good	3	13	39	10.68
● 1 – Fair	2	0	0	0.00
● 0– Poor	1	0	0	0.00
Performance				83.84



Question	Fairness of the internal evaluation process by the teachers.			
Answer	Value	No. of response(s)	Response value	Response %
● 4 – Always fair	5	34	170	46.58
● 3 – Usually fair	4	31	124	33.97
● 2 – Sometimes unfair	3	6	18	4.93
● 1 – Usually unfair	2	2	4	1.10
● 0– Unfair	1	0	0	0.00
Performance				86.58



Question	Was your performance in assignments discussed with you?			
Answer	Value	No. of response(s)	Response value	Response %
● 4 – Every time	5	34	170	46.58
● 3 – Usually	4	19	76	20.82
● 2 – Occasionally/Sometimes	3	16	48	13.15
● 1 – Rarely	2	4	8	2.19
● 0– Never Option 1	1	0	0	0.00
Performance				82.74



Question	The institute takes active interest in promoting internship, student exchange, field visit opportunities for students.			
Answer	Value	No. of response(s)	Response value	Response %
● 4 – Regularly	5	30	150	41.10
● 3 – Often	4	23	92	25.21
● 2 – Sometimes	3	14	42	11.51
● 1 – Rarely	2	6	12	3.29
● 0– Never	1	0	0	0.00
Performance				81.10



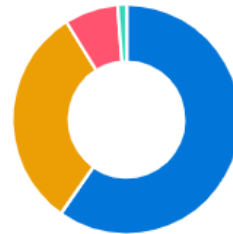
Question	The teaching and mentoring process in your institution facilitates you in cognitive, social and emotional growth			
Answer	Value	No. of response(s)	Response value	Response %
● 4 – Significantly	5	29	145	39.73
● 3 – Very well	4	26	104	28.49
● 2 – Moderately	3	18	54	14.79
● 1 – Marginally	2	0	0	0.00
● 0– Not at all	1	0	0	0.00
Performance				83.01



Question	The institution provides multiple opportunities to learn and grow.			
Answer	Value	No. of response(s)	Response value	Response %
● 4 – Strongly agree	5	23	115	31.51
● 3 – Agree	4	36	144	39.45
● 2 – Neutral	3	13	39	10.68
● 1-Disagree	2	1	2	0.55
● 0– Strongly disagree	1	0	0	0.00
Performance				82.19



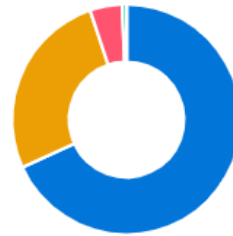
Question	Teachers inform you about your expected competencies, course outcomes and programme outcomes.			
Answer	Value	No. of response(s)	Response value	Response %
● 4 – Every time	5	38	190	52.05
● 3 – Usually	4	25	100	27.40
● 2– Occasionally/Sometimes	3	8	24	6.58
● 1 – Rarely	2	2	4	1.10
● 0– Never on 1	1	0	0	0.00
Performance				87.12



Question	Your mentor does a necessary follow-up with an assigned task to you.			
Answer	Value	No. of response(s)	Response value	Response %
● 4 – Every time	5	33	165	45.21
● 3 – Usually	4	31	124	33.97
● 2 – Occasionally/Sometimes	3	9	27	7.40
● 1 – Rarely	2	0	0	0.00
● 0 – I don't have a mentor	1	0	0	0.00
Performance				86.58



Question	The teachers illustrate the concepts through examples and applications.			
Answer	Value	No. of response(s)	Response value	Response %
● 4 – Every time	5	45	225	61.64
● 3 – Usually	4	22	88	24.11
● 2 – Occasionally/Sometimes	3	5	15	4.11
● 1– Rarely	2	1	2	0.55
● 0 – Never	1	0	0	0.00
Performance				90.41



Question	The teachers identify your strengths and encourage you by providing the right level of challenges.			
Answer	Value	No. of response(s)	Response value	Response %
● 4 – Fully	5	34	170	46.58
● 3 – Reasonably	4	22	88	24.11
● 2 – Partially	3	13	39	10.68
● 1 – Slightly	2	4	8	2.19
● 0– Unable to	1	0	0	0.00
Performance				83.56



Question	Teachers are able to identify your weaknesses and help you to overcome them.			
Answer	Value	No. of response(s)	Response value	Response %
● 4 – Every time	5	30	150	41.10
● 3 – Usually	4	26	104	28.49
● 2 – Occasionally/Sometimes	3	13	39	10.68
● 1 – Rarely	2	4	8	2.19
● 0 – Never	1	0	0	0.00
Performance				82.47



Question	The institution makes an effort to engage students in the monitoring, review and continuous quality improvement of the teaching learning process.			
Answer	Value	No. of response(s)	Response value	Response %
● 4 – Strongly agree	5	30	150	41.10
● 3 – Agree	4	29	116	31.78
● 2 – Neutral	3	14	42	11.51
● 1 – Disagree	2	0	0	0.00
● 0 – Strongly disagree	1	0	0	0.00
Performance				84.38



Question	The institute/ teachers use student centric methods, such as experiential learning, participative learning and problem solving methodologies for enhancing learning experiences.			
Answer	Value	No. of response(s)	Response value	Response %
● 4 – To a great extent	5	34	170	46.58
● 3 – Moderate	4	29	116	31.78
● 2 – Some what	3	10	30	8.22
● 1 – Very little	2	0	0	0.00
● 0 – Not at all	1	0	0	0.00
Performance				86.58



Question	17. Teachers encourage you to participate in extracurricular activities.			
Answer	Value	No. of response(s)	Response value	Response %
● 4 – Strongly agree	5	34	170	46.58
● 3 – Agree	4	23	92	25.21
● 2 – Neutral	3	15	45	12.33
● 1 – Disagree	2	1	2	0.55
● 0 – Strongly disagree	1	0	0	0.00
Performance				84.66



Question	The institute/ teachers make efforts to inculcate soft skills, life skills and employ ability skills to make you ready for the world of work.			
Answer	Value	No. of response(s)	Response value	Response %
● 4 – To a great extent	5	39	195	53.42
● 3 – Moderate	4	28	112	30.68
● 2 – Some what	3	6	18	4.93
● 1 – Very little	2	0	0	0.00
● 0 – Not at all	1	0	0	0.00
Performance				89.04



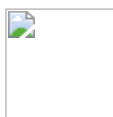
Question	What percentage of teachers use ICT tools such as LCD projectors, Multimedia, etc. while teaching.			
Answer	Value	No. of response(s)	Response value	Response %
● 4 – Above 90%	5	41	205	56.16
● 3 – 70 – 89%	4	25	100	27.40
● 2 – 50 – 69%	3	7	21	5.75
● 1 – 30 – 49%	2	0	0	0.00
● 0 – Below 29%	1	0	0	0.00
Performance				89.32

Question	The overall quality of teaching-learning process in your institute is very good.			
Answer	Value	No. of response(s)	Response value	Response %
● 4 –Strongly agree	5	26	130	35.62
● 3 – Agree	4	35	140	38.36
● 2 – Neutral	3	12	36	9.86
● 1 – Disagree	2	0	0	0.00
● 0 – Strongly disagree	1	0	0	0.00
Performance				83.84



Interpretation and Action Taken

Enter interpretation and action taken for this feedback.



Bharati Vidyapeeth's College of Engineering for Women, Katraj, Dhankawadi, Pune

Feedback Analysis

Title : NAAC Student Satisfaction Survey A.Y.22-23

Academic Year : 2022-23

Class : TE - Sem II [Computer Engineering]

Details : Activity

Total number of response(s) : 75 / 80

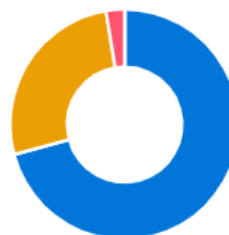
Question	1. How much of the syllabus was covered in the class?			
Answer	Value	No. of response(s)	Response value	Response %
● 85 to 100%	5	43	215	57.33
● 70 to 84%	4	25	100	26.67
● 55 to 69%	3	7	21	5.60
● 30 to 54%	2	0	0	0.00
● Below 30%	1	0	0	0.00
Performance				89.60



Question	How well did the teachers prepare for the classes?			
Answer	Value	No. of response(s)	Response value	Response %
● 4-Thoroughly	5	33	165	44.00
● 3 – Satisfactorily	4	42	168	44.80
● 2 – Poorly	3	0	0	0.00
● 1 – Indifferently	2	0	0	0.00
● 0 – Won't teach at all	1	0	0	0.00
Performance				88.80



Question	How well were the teachers able to communicate?			
Answer	Value	No. of response(s)	Response value	Response %
● 4 – Always effective	5	49	245	65.33
● 3 – Sometimes effective	4	23	92	24.53
● 2 – Just satisfactorily	3	3	9	2.40
● 1– Ineffective	2	0	0	0.00
● 0– Very poor communication	1	0	0	0.00
Performance				92.27



Question	The teacher's approach to teaching can best be described as			
Answer	Value	No. of response(s)	Response value	Response %
● 4– Excellent	5	31	155	41.33
● 3 – Very good	4	35	140	37.33
● 2 – Good	3	9	27	7.20
● 1 – Fair	2	0	0	0.00
● 0– Poor	1	0	0	0.00
Performance				85.87



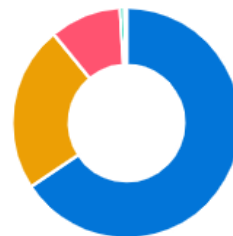
Question	Fairness of the internal evaluation process by the teachers.			
Answer	Value	No. of response(s)	Response value	Response %
● 4 – Always fair	5	41	205	54.67
● 3 – Usually fair	4	28	112	29.87
● 2 – Sometimes unfair	3	6	18	4.80
● 1 – Usually unfair	2	0	0	0.00
● 0– Unfair	1	0	0	0.00
Performance				89.33



Question	Was your performance in assignments discussed with you?			
Answer	Value	No. of response(s)	Response value	Response %
● 4 – Every time	5	36	180	48.00
● 3 – Usually	4	26	104	27.73
● 2 – Occasionally/Sometimes	3	11	33	8.80
● 1 – Rarely	2	1	2	0.53
● 0– Never Option 1	1	1	1	0.27
Performance				85.33



Question	The institute takes active interest in promoting internship, student exchange, field visit opportunities for students.			
Answer	Value	No. of response(s)	Response value	Response %
● 4 – Regularly	5	43	215	57.33
● 3 – Often	4	19	76	20.27
● 2 – Sometimes	3	11	33	8.80
● 1 – Rarely	2	1	2	0.53
● 0– Never	1	1	1	0.27
Performance				87.20



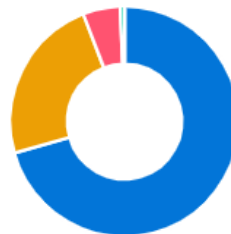
Question	The teaching and mentoring process in your institution facilitates you in cognitive, social and emotional growth			
Answer	Value	No. of response(s)	Response value	Response %
● 4 – Significantly	5	34	170	45.33
● 3 – Very well	4	32	128	34.13
● 2 – Moderately	3	7	21	5.60
● 1 – Marginally	2	1	2	0.53
● 0– Not at all	1	1	1	0.27
Performance				85.87



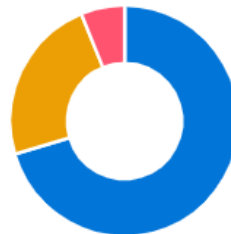
Question	The institution provides multiple opportunities to learn and grow.			
Answer	Value	No. of response(s)	Response value	Response %
● 4 – Strongly agree	5	31	155	41.33
● 3 – Agree	4	33	132	35.20
● 2 – Neutral	3	9	27	7.20
● 1-Disagree	2	2	4	1.07
● 0– Strongly disagree	1	0	0	0.00
Performance				84.80



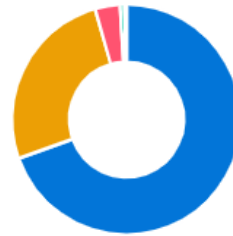
Question	Teachers inform you about your expected competencies, course outcomes and programme outcomes.			
Answer	Value	No. of response(s)	Response value	Response %
● 4 – Every time	5	48	240	64.00
● 3 – Usually	4	20	80	21.33
● 2– Occasionally/Sometimes	3	6	18	4.80
● 1 – Rarely	2	1	2	0.53
● 0– Never on 1	1	0	0	0.00
Performance				90.67



Question	Your mentor does a necessary follow-up with an assigned task to you.			
Answer	Value	No. of response(s)	Response value	Response %
● 4 – Every time	5	48	240	64.00
● 3 – Usually	4	20	80	21.33
● 2 – Occasionally/Sometimes	3	7	21	5.60
● 1 – Rarely	2	0	0	0.00
● 0 – I don't have a mentor	1	0	0	0.00
Performance				90.93



Question	The teachers illustrate the concepts through examples and applications.			
Answer	Value	No. of response(s)	Response value	Response %
● 4 – Every time	5	47	235	62.67
● 3 – Usually	4	22	88	23.47
● 2 – Occasionally/Sometimes	3	4	12	3.20
● 1– Rarely	2	1	2	0.53
● 0 – Never	1	1	1	0.27
Performance				90.13



Question	The teachers identify your strengths and encourage you by providing the right level of challenges.			
Answer	Value	No. of response(s)	Response value	Response %
● 4 – Fully	5	35	175	46.67
● 3 – Reasonably	4	34	136	36.27
● 2 – Partially	3	4	12	3.20
● 1 – Slightly	2	0	0	0.00
● 0– Unable to	1	2	2	0.53
Performance				86.67



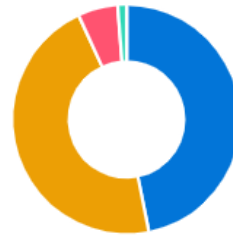
Question	Teachers are able to identify your weaknesses and help you to overcome them.			
Answer	Value	No. of response(s)	Response value	Response %
● 4 – Every time	5	33	165	44.00
● 3 – Usually	4	29	116	30.93
● 2 – Occasionally/Sometimes	3	10	30	8.00
● 1 – Rarely	2	2	4	1.07
● 0 – Never	1	1	1	0.27
Performance				84.27



Question	The institution makes an effort to engage students in the monitoring, review and continuous quality improvement of the teaching learning process.			
Answer	Value	No. of response(s)	Response value	Response %
● 4 – Strongly agree	5	39	195	52.00
● 3 – Agree	4	24	96	25.60
● 2 – Neutral	3	11	33	8.80
● 1 – Disagree	2	0	0	0.00
● 0 – Strongly disagree	1	1	1	0.27
Performance				86.67



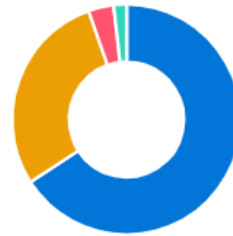
Question	The institute/ teachers use student centric methods, such as experiential learning, participative learning and problem solving methodologies for enhancing learning experiences.			
Answer	Value	No. of response(s)	Response value	Response %
● 4 – To a great extent	5	30	150	40.00
● 3 – Moderate	4	37	148	39.47
● 2 – Some what	3	6	18	4.80
● 1 – Very little	2	2	4	1.07
● 0 – Not at all	1	0	0	0.00
Performance				85.33



Question	17. Teachers encourage you to participate in extracurricular activities.			
Answer	Value	No. of response(s)	Response value	Response %
● 4 – Strongly agree	5	31	155	41.33
● 3 – Agree	4	32	128	34.13
● 2 – Neutral	3	10	30	8.00
● 1 – Disagree	2	1	2	0.53
● 0 – Strongly disagree	1	1	1	0.27
Performance				84.27



Question	The institute/ teachers make efforts to inculcate soft skills, life skills and employ ability skills to make you ready for the world of work.			
Answer	Value	No. of response(s)	Response value	Response %
● 4 – To a great extent	5	44	220	58.67
● 3 – Moderate	4	24	96	25.60
● 2 – Some what	3	4	12	3.20
● 1 – Very little	2	3	6	1.60
● 0 – Not at all	1	0	0	0.00
Performance				89.07



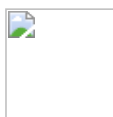
Question	What percentage of teachers use ICT tools such as LCD projectors, Multimedia, etc. while teaching.			
Answer	Value	No. of response(s)	Response value	Response %
● 4 – Above 90%	5	47	235	62.67
● 3 – 70 – 89%	4	26	104	27.73
● 2 – 50 – 69%	3	1	3	0.80
● 1 – 30 – 49%	2	0	0	0.00
● 0 – Below 29%	1	1	1	0.27
Performance				91.47

Question	The overall quality of teaching-learning process in your institute is very good.			
Answer	Value	No. of response(s)	Response value	Response %
● 4 –Strongly agree	5	33	165	44.00
● 3 – Agree	4	32	128	34.13
● 2 – Neutral	3	8	24	6.40
● 1 – Disagree	2	2	4	1.07
● 0 – Strongly disagree	1	0	0	0.00
Performance				85.60



Interpretation and Action Taken

Enter interpretation and action taken for this feedback.



Bharati Vidyapeeth's College of Engineering for Women, Katraj, Dhankawadi, Pune

Feedback Analysis

Title : Student Satisfaction Survey A.Y.22-23

Academic Year : 2022-23

Class : BE - Sem II [Computer Engineering]

Details : Activity

Total number of response(s) : 74 / 82

Question	1. How much of the syllabus was covered in the class?			
Answer	Value	No. of response(s)	Response value	Response %
● 85 to 100%	5	39	195	52.70
● 70 to 84%	4	27	108	29.19
● 55 to 69%	3	5	15	4.05
● 30 to 54%	2	3	6	1.62
● Below 30%	1	0	0	0.00
Performance				87.57



Question	How well did the teachers prepare for the classes?			
Answer	Value	No. of response(s)	Response value	Response %
● 4-Thoroughly	5	29	145	39.19
● 3 – Satisfactorily	4	45	180	48.65
● 2 – Poorly	3	0	0	0.00
● 1 – Indifferently	2	0	0	0.00
● 0 – Won't teach at all	1	0	0	0.00
Performance				87.84



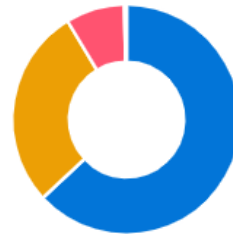
Question	How well were the teachers able to communicate?			
Answer	Value	No. of response(s)	Response value	Response %
● 4 – Always effective	5	46	230	62.16
● 3 – Sometimes effective	4	19	76	20.54
● 2 – Just satisfactorily	3	9	27	7.30
● 1– Ineffective	2	0	0	0.00
● 0– Very poor communication	1	0	0	0.00
Performance				90.00



Question	The teacher's approach to teaching can best be described as			
Answer	Value	No. of response(s)	Response value	Response %
● 4– Excellent	5	34	170	45.95
● 3 – Very good	4	25	100	27.03
● 2 – Good	3	13	39	10.54
● 1 – Fair	2	2	4	1.08
● 0– Poor	1	0	0	0.00
Performance				84.59



Question	Fairness of the internal evaluation process by the teachers.			
Answer	Value	No. of response(s)	Response value	Response %
● 4 – Always fair	5	41	205	55.41
● 3 – Usually fair	4	23	92	24.86
● 2 – Sometimes unfair	3	9	27	7.30
● 1 – Usually unfair	2	0	0	0.00
● 0– Unfair	1	1	1	0.27
Performance				87.84



Question	Was your performance in assignments discussed with you?			
Answer	Value	No. of response(s)	Response value	Response %
● 4 – Every time	5	35	175	47.30
● 3 – Usually	4	27	108	29.19
● 2 – Occasionally/Sometimes	3	10	30	8.11
● 1 – Rarely	2	2	4	1.08
● 0– Never Option 1	1	0	0	0.00
Performance				85.68



Question	The institute takes active interest in promoting internship, student exchange, field visit opportunities for students.			
Answer	Value	No. of response(s)	Response value	Response %
● 4 – Regularly	5	42	210	56.76
● 3 – Often	4	22	88	23.78
● 2 – Sometimes	3	10	30	8.11
● 1 – Rarely	2	0	0	0.00
● 0– Never	1	0	0	0.00
Performance				88.65



Question	The teaching and mentoring process in your institution facilitates you in cognitive, social and emotional growth			
Answer	Value	No. of response(s)	Response value	Response %
● 4 – Significantly	5	31	155	41.89
● 3 – Very well	4	26	104	28.11
● 2 – Moderately	3	16	48	12.97
● 1 – Marginally	2	1	2	0.54
● 0– Not at all	1	0	0	0.00
Performance				83.51



Question	The institution provides multiple opportunities to learn and grow.			
Answer	Value	No. of response(s)	Response value	Response %
● 4 – Strongly agree	5	34	170	45.95
● 3 – Agree	4	32	128	34.59
● 2 – Neutral	3	8	24	6.49
● 1-Disagree	2	0	0	0.00
● 0– Strongly disagree	1	0	0	0.00
Performance				87.03



Question	Teachers inform you about your expected competencies, course outcomes and programme outcomes.			
Answer	Value	No. of response(s)	Response value	Response %
● 4 – Every time	5	40	200	54.05
● 3 – Usually	4	26	104	28.11
● 2– Occasionally/Sometimes	3	8	24	6.49
● 1 – Rarely	2	0	0	0.00
● 0– Never on 1	1	0	0	0.00
Performance				88.65



Question	Your mentor does a necessary follow-up with an assigned task to you.			
Answer	Value	No. of response(s)	Response value	Response %
● 4 – Every time	5	35	175	47.30
● 3 – Usually	4	30	120	32.43
● 2 – Occasionally/Sometimes	3	9	27	7.30
● 1 – Rarely	2	0	0	0.00
● 0 – I don't have a mentor	1	0	0	0.00
Performance				87.03



Question	The teachers illustrate the concepts through examples and applications.			
Answer	Value	No. of response(s)	Response value	Response %
● 4 – Every time	5	39	195	52.70
● 3 – Usually	4	30	120	32.43
● 2 – Occasionally/Sometimes	3	5	15	4.05
● 1– Rarely	2	0	0	0.00
● 0 – Never	1	0	0	0.00
Performance				89.19



Question	The teachers identify your strengths and encourage you by providing the right level of challenges.			
Answer	Value	No. of response(s)	Response value	Response %
● 4 – Fully	5	36	180	48.65
● 3 – Reasonably	4	27	108	29.19
● 2 – Partially	3	10	30	8.11
● 1 – Slightly	2	1	2	0.54
● 0– Unable to	1	0	0	0.00
Performance				86.49



Question	Teachers are able to identify your weaknesses and help you to overcome them.			
Answer	Value	No. of response(s)	Response value	Response %
● 4 – Every time	5	35	175	47.30
● 3 – Usually	4	27	108	29.19
● 2 – Occasionally/Sometimes	3	11	33	8.92
● 1 – Rarely	2	1	2	0.54
● 0 – Never	1	0	0	0.00
Performance				85.95



Question	The institution makes an effort to engage students in the monitoring, review and continuous quality improvement of the teaching learning process.			
Answer	Value	No. of response(s)	Response value	Response %
● 4 – Strongly agree	5	34	170	45.95
● 3 – Agree	4	33	132	35.68
● 2 – Neutral	3	7	21	5.68
● 1 – Disagree	2	0	0	0.00
● 0 – Strongly disagree	1	0	0	0.00
Performance				87.30



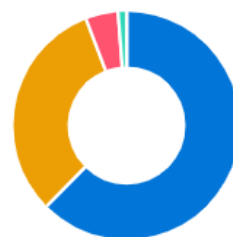
Question	The institute/ teachers use student centric methods, such as experiential learning, participative learning and problem solving methodologies for enhancing learning experiences.			
Answer	Value	No. of response(s)	Response value	Response %
● 4 – To a great extent	5	33	165	44.59
● 3 – Moderate	4	31	124	33.51
● 2 – Some what	3	10	30	8.11
● 1 – Very little	2	0	0	0.00
● 0 – Not at all	1	0	0	0.00
Performance				86.22



Question	17. Teachers encourage you to participate in extracurricular activities.			
Answer	Value	No. of response(s)	Response value	Response %
● 4 – Strongly agree	5	34	170	45.95
● 3 – Agree	4	31	124	33.51
● 2 – Neutral	3	9	27	7.30
● 1 – Disagree	2	0	0	0.00
● 0 – Strongly disagree	1	0	0	0.00
Performance				86.76



Question	The institute/ teachers make efforts to inculcate soft skills, life skills and employ ability skills to make you ready for the world of work.			
Answer	Value	No. of response(s)	Response value	Response %
● 4 – To a great extent	5	36	180	48.65
● 3 – Moderate	4	34	136	36.76
● 2 – Some what	3	4	12	3.24
● 1 – Very little	2	0	0	0.00
● 0 – Not at all	1	0	0	0.00
Performance				88.65



Question	What percentage of teachers use ICT tools such as LCD projectors, Multimedia, etc. while teaching.			
Answer	Value	No. of response(s)	Response value	Response %
● 4 – Above 90%	5	41	205	55.41
● 3 – 70 – 89%	4	26	104	28.11
● 2 – 50 – 69%	3	5	15	4.05
● 1 – 30 – 49%	2	2	4	1.08
● 0 – Below 29%	1	0	0	0.00
Performance				88.65

Question	The overall quality of teaching-learning process in your institute is very good.			
Answer	Value	No. of response(s)	Response value	Response %
● 4 –Strongly agree	5	32	160	43.24
● 3 – Agree	4	33	132	35.68
● 2 – Neutral	3	8	24	6.49
● 1 – Disagree	2	1	2	0.54
● 0 – Strongly disagree	1	0	0	0.00
Performance				85.95



Interpretation and Action Taken

Enter interpretation and action taken for this feedback.

BHARATI VIDYAPEETH'S COLLEGE OF ENGINEERING FOR WOMEN,PUNE-43 A.Y. 2021-22

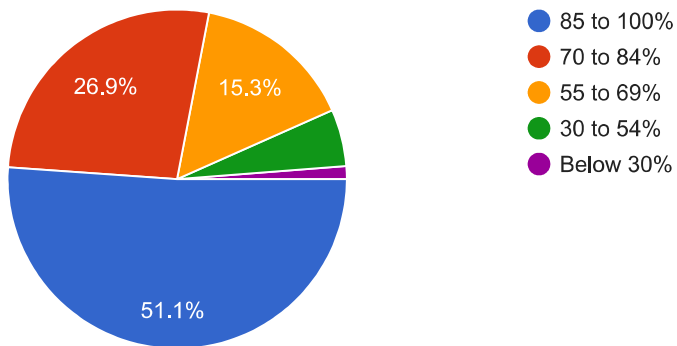
Student Satisfaction Survey

964 Responses

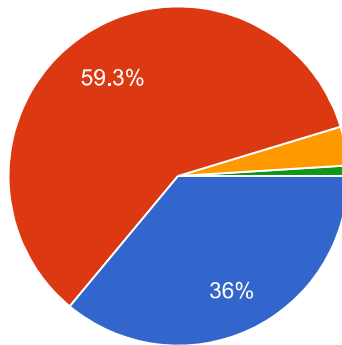
[Publish analytics](#)

1. How much of the syllabus was covered in the class?

 Copy

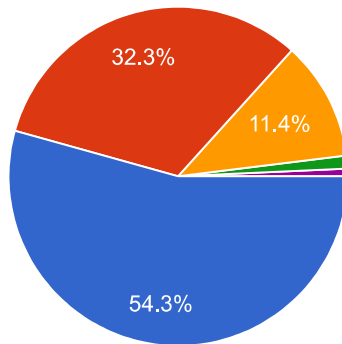


2. How well did the teachers prepare for the classes?



- 4-Thoroughly
- 3 – Satisfactorily
- 2 – Poorly
- 1 – Indifferently
- 0 – Won't teach at all

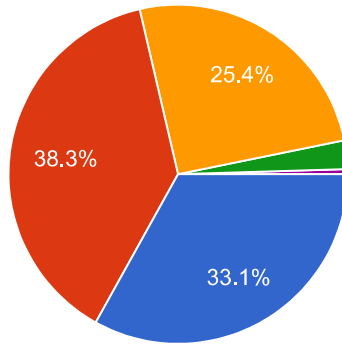
3. How well were the teachers able to communicate?



- 4 – Always effective
- 3 – Sometimes effective
- 2 – Just satisfactorily
- 1 – Generally ineffective
- 0 – Very poor communication

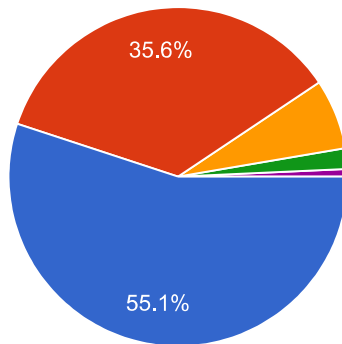


4. The teacher's approach to teaching can best be described as



- 4- Excellent
- 3- Very good
- 2- Good
- 1- Fair
- 0- Poor

5. Fairness of the internal evaluation process by the teachers.

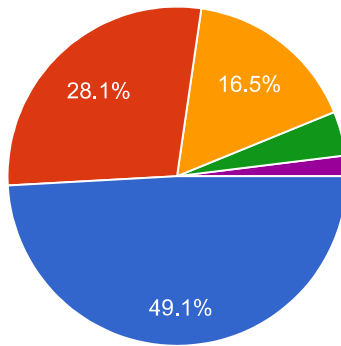


- 4- Always fair
- 3- Usually fair
- 2- Sometimes unfair
- 1- Usually unfair
- 0- Unfair



6. Was your performance in assignments discussed with you?

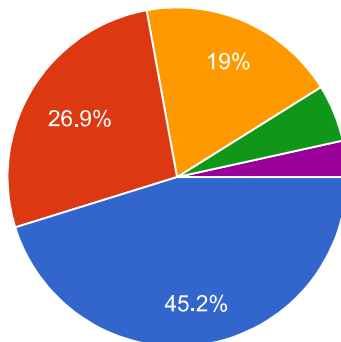
 Copy



- 4 – Every time
- 3 – Usually
- 2 – Occasionally/Sometimes
- 1 – Rarely
- 0 – Never Option 1

7. The institute takes active interest in promoting internship, student exchange, field visit opportunities for students.

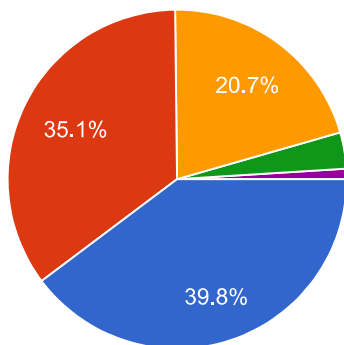
 Copy



- 4 – Regularly
- 3 – Often
- 2 – Sometimes
- 1 – Rarely
- 0 – Never

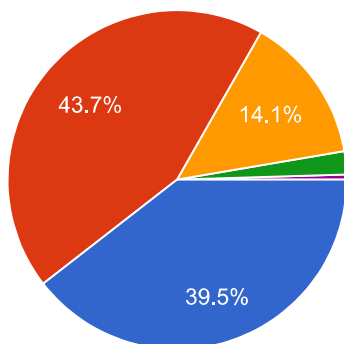


8. The teaching and mentoring process in your institution facilitates you in cognitive, social and emotional growth



- 4 – Significantly
- 3 – Very well
- 2 – Moderately
- 1 – Marginally
- 0 – Not at all

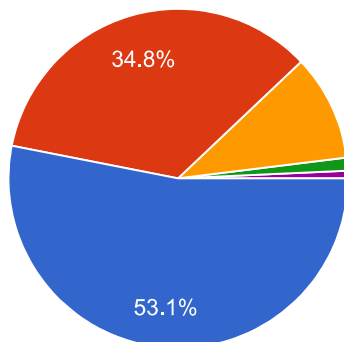
9. The institution provides multiple opportunities to learn and grow.



- 4 – Strongly agree
- 3 – Agree
- 2 – Neutral
- 1 – Disagree
- 0 – Strongly disagree

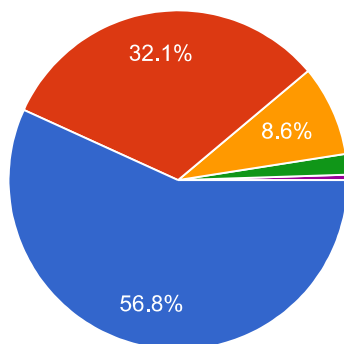


10. Teachers inform you about your expected competencies, course outcomes and programme outcomes.



- 4 – Every time
- 3 – Usually
- 2 – Occasionally/Sometimes
- 1 – Rarely
- 0 – Never on 1

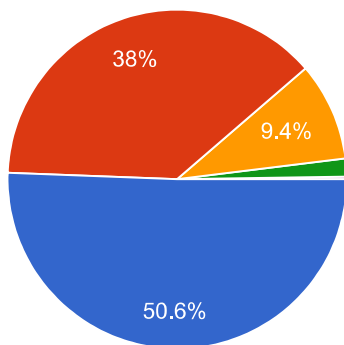
11. Your mentor does a necessary follow-up with an assigned task to you.



- 4 – Every time
- 3 – Usually
- 2 – Occasionally/Sometimes
- 1 – Rarely
- 0 – I don't have a mentor

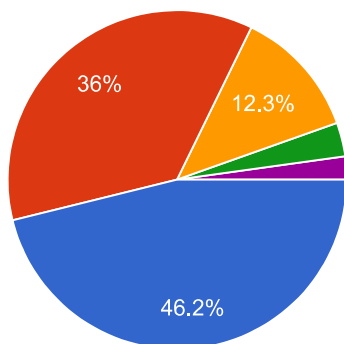


12. The teachers illustrate the concepts through examples and applications.



- 4 – Every time
- 3 – Usually
- 2 – Occasionally/Sometir
- 1 – Rarely
- 0 – Never

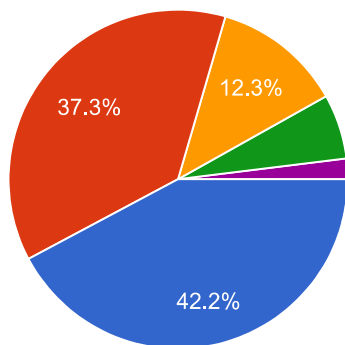
13. The teachers identify your strengths and encourage you with providing right level of challenges.



- 4 – Fully
- 3 – Reasonably
- 2 – Partially
- 1 – Slightly
- 0 – Unable to

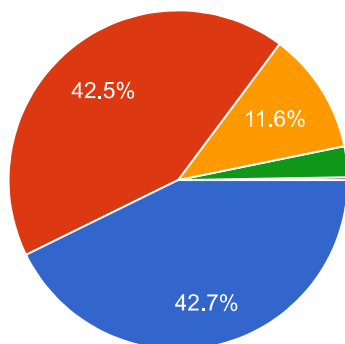


14. Teachers are able to identify your weaknesses and help you to overcome them.



- 4 – Every time
- 3 – Usually
- 2 – Occasionally/Sometir
- 1 – Rarely
- 0 – Neve

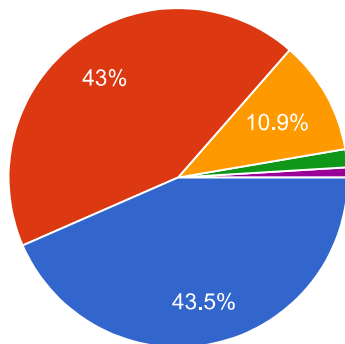
15. The institution makes effort to engage students in the monitoring, review and continuous quality improvement of the teaching learning process.



- 4 – Strongly agree
- 3 – Agree
- 2 – Neutral
- 1 – Disagree
- 0 – Strongly disagree

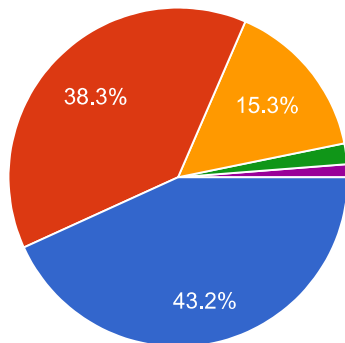


16. The institute/ teachers use student centric methods, such as experiential learning, participative learning and problem solving methodologies for enhancing learning experiences.



- 4 – To a great extent
- 3 – Moderate
- 2 – Some what
- 1 – Very little
- 0 – Not at all

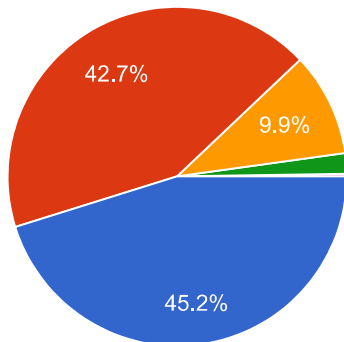
17. Teachers encourage you to participate in extracurricular activities.



- 4 – Strongly agree
- 3 – Agree
- 2 – Neutral
- 1 – Disagree
- 0 – Strongly disagree

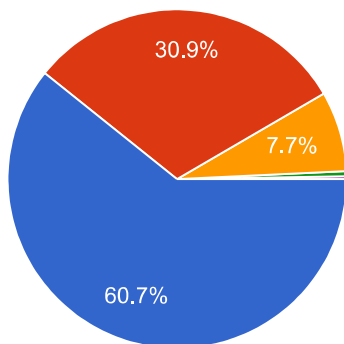


18. Efforts are made by the institute/ teachers to inculcate soft skills, life skills and employ ability skills to make you ready for the world of work.



- 4 – To a great extent
- 3 – Moderate
- 2 – Some what
- 1 – Very little
- 0 – Not at all

19. What percentage of teachers use ICT tools such as LCD projector, Multimedia, etc. while teaching.

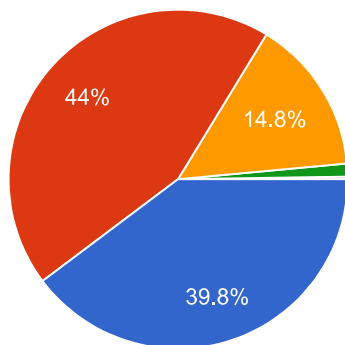







- 4 – Above 90%
- 3 – 70 – 89%
- 2 – 50 – 69%
- 1 – 30 – 49%
- 0 – Below 29%



20. The overall quality of teaching-learning process in your institute is very good.

 Copy



-  4 – Strongly agree
-  3 – Agree
-  2 – Neutral
-  1 – Disagree
-  0 – Strongly disagree



21. Give three observations / suggestions to improve the overall teaching – learning experience in your institution.

.

-

No

NA

None

Good

Nothing

No suggestions

Nothing

.

Na

0

..

Good teaching

None



Nil

-

No suggestion

No

No suggestions

All good

Internship opportunity

Shouldn't burden with assignments at one time

Excellent

No,it was good

--

Improvement suggested for students coding practice and strong communication

Provide more practical session's

1. Practical lab should be well equipped
2. Less use of ppt during lectures
3. Syllabus completion before time

1. The quality of education was not hampered due to any of the reasons, be with the pandemic.



2. Fair Importance is given to Assignments and Theory Practicals.

3. Maths Syllabus was not entirely completed. Only the important topics were covered.

Teachers should teach the student more effectively and should make the concept more clear

We need to be informed about the things little earlier whether it may be regarding exams or any other thing.

....

1. Proper division of syllabus wasn't done due to time limit issues and so that should have been done 2. Did not understand even a word of M3 and so would request to take needful decisions. 3. More illustrative Teaching is needed.

Should more focus on teaching practical knowledge

Try to encourage in study for week subject

Instead of giving assignments students should be made to focus more on improving their skills.

Very nice experience

—

No Suggestion

Teaching on board should increase .

Nothing suggestions for improve teaching.

Should cover the syllabus, improved learning and teaching methods

Everything is good



No need to improve the overall teaching is good

Very Nice

Industrial visits are necessary

Utilize variety of technology, provide socialization opportunities

Great

nothing

The current method is good. Where students get proper time for lectures and practical sessions also. Mini project should be given to students on the basis of what they learnt.

Please encourage students to participate in interactive sessions in the classroom.

Syllabus points should be explained in detail

It's excellent always there for mental support and educational support

1. Try to focus on internship opportunities right from second year

Math(M3) teaching must be good, In Practicals computers should be good, And proper guidance for Practicals.

Some such activities should be taken that a particular individual can grow.

It's already good enough.

Sometimes Just need to interact with students unofficially as well for making students comfortable.

As well...we can take more or extra curriculum activities(other than studies)for the betterment of our own skill



No suggestion..

Connect to students individually//Encourage students to share work regularly//Consider new learning methods

Good quality projectors are needed, machines needs to be updated, more student-teacher interaction is needed, all Library facilities should be made available.

Good quality projectors, Machines need to be upgraded, More student teacher interactions, All library facilities should be made available, digital learning

Overall teaching staff is good

Practicals

Learning

Other activities

Improve students activities

Give more notes and time to students

Show interest in students activities

Bad,only 2 staff interact with students ,others just read the PPT and end the syllabus

Good ,few staff don't interact with the students

They use for teaching only ppts

- 1.Use of videos and ppts while explaining helps a lot to visualize a lot during explanation
- 2.For practical explanation the basic concepts and what to do makes practical easier
- 3.Taking continuous feedbacks from students and helping in project activites helps in overall development of student

Teaching speed should be reduced for some teachers



Nope

Want all lectures offline cause online class doesn't help

Teaching is good 👍 thanks for providing us amazing teachers ❤️

They have teach us with their all heart in it

More intrest in students , apart from book knowledge and sharing of good experiences

Give the practical manual at a time when that practical get perform not at one time all

Do the work on time

Nothing any suggestions to improve overall teaching. It's good

- 1)Make us free for doing extra curricular activities.
- 2)Hire good teachers for important subjects.
- 3)Make Saturday a holiday and take lectures within monday to friday.

Keep going

Teaching should be conceptually clear . staff should be supportive.

Good

No all are good for teaching

Excellent

Need to give more explosure towards field industry and also conduct more extracurricular activities.

The last 4 units are not understood because it's teach very fast



Best teaching staff

I think overall teaching learning process was carried in a good way just some other concepts from reference book should also be taught for more ideas.

Communicate more

Teacher should give real world example more, teacher should use chalk board to teach numerical

Concepts with real time examples

Practical practice with better understanding concepts.

Mathematical sub needs more practice

Very good

the topics doing to be covered in the class should be told in advance so that we can go through them before coming into the lecture

Teacher should be teach us on blackboard

Good, Effective

It's good.

100 more responses are hidden

This content is neither created nor endorsed by Google. [Report Abuse](#) - [Terms of Service](#) - [Privacy Policy](#),

Google Forms





Questions Responses 130 Settings

130 responses

Link to Sheets

Accepting responses

Summary

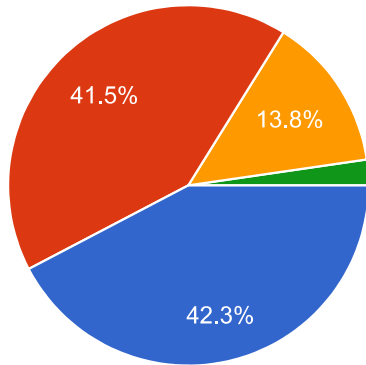
Question

Individual

1. How much of the syllabus was covered in the class?

Copy

130 responses

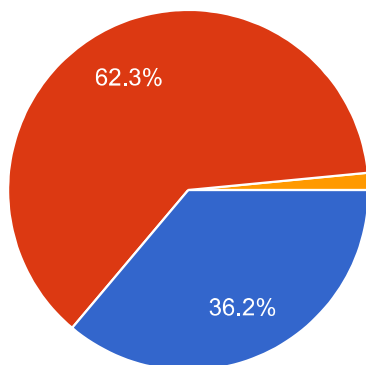


- 4- 85 to 100%
- 3- 70 to 84%
- 2- 55 to 69%
- 1- 30 to 54%
- 0- Below 30%

2. How well did the teachers prepare for the classes?

Copy

130 responses

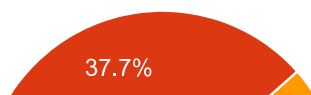


- 4-Thoroughly
- 3-Satisfactorily
- 2-Poorly
- 1-Indifferently
- 0-Won't teach at all

3. How well were the teachers able to communicate?

Copy

130 responses



- 4-Always effective
- 3-Sometimes effective
- 2-Just satisfactory
- 1-Not effective
- 0-Not effective at all



Questions Responses 442

442 responses



Accepting responses

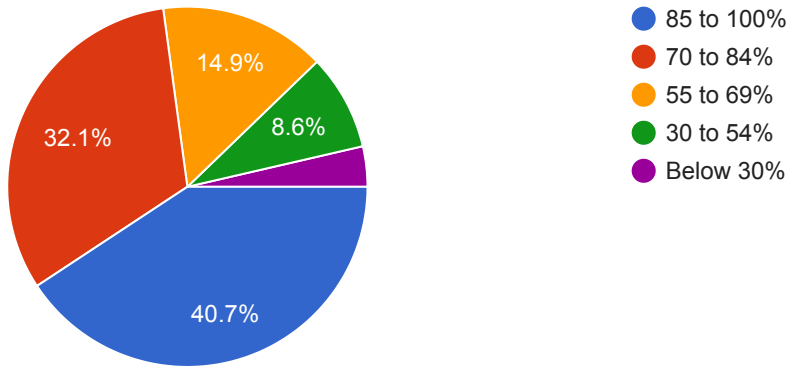
Summary

Question

Individual

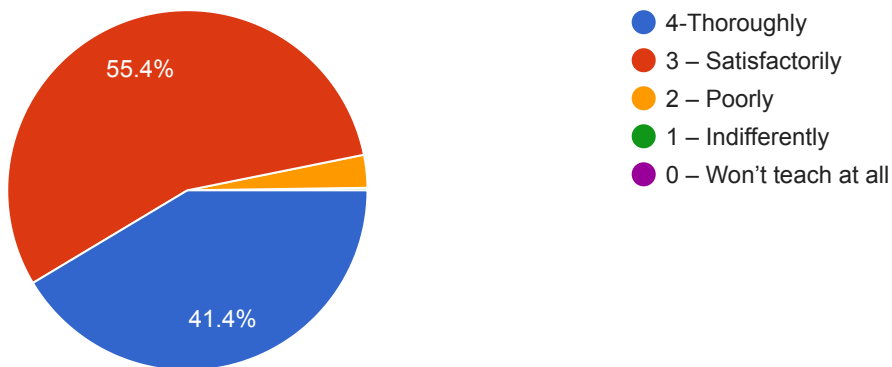
1. How much of the syllabus was covered in the class?

442 responses



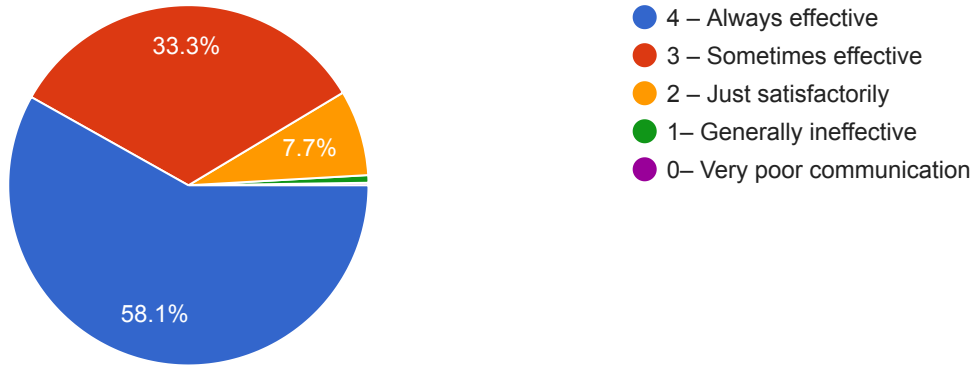
2. How well did the teachers prepare for the classes?

442 responses



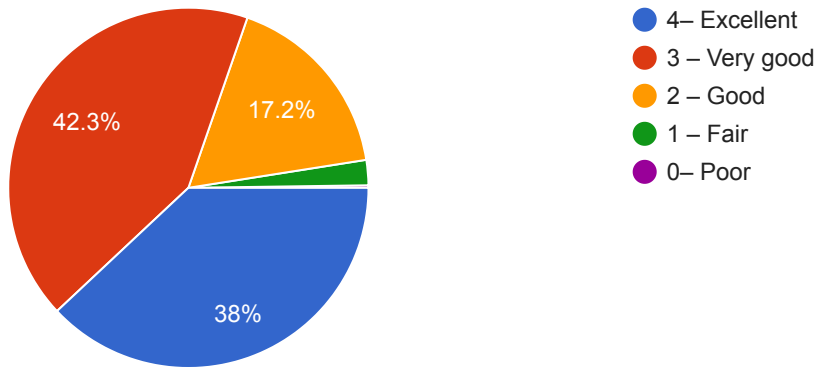
3. How well were the teachers able to communicate?

442 responses



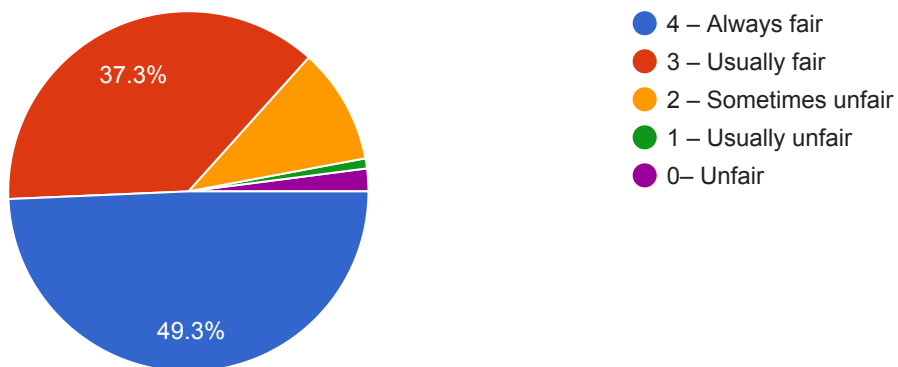
4. The teacher's approach to teaching can best be described as

442 responses



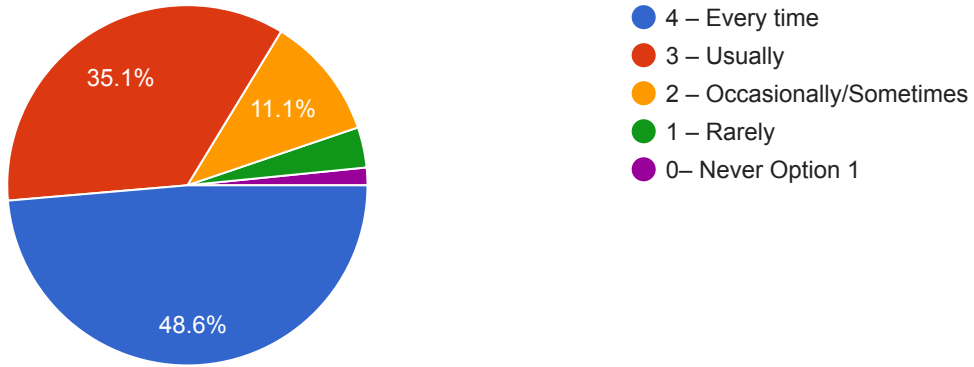
5. Fairness of the internal evaluation process by the teachers.

442 responses



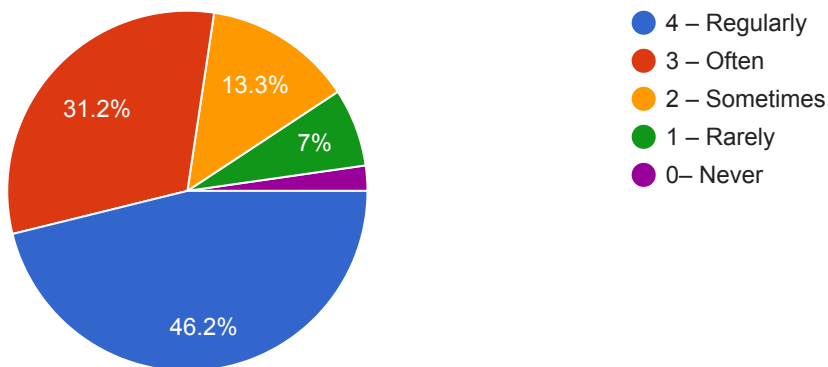
6. Was your performance in assignments discussed with you?

442 responses



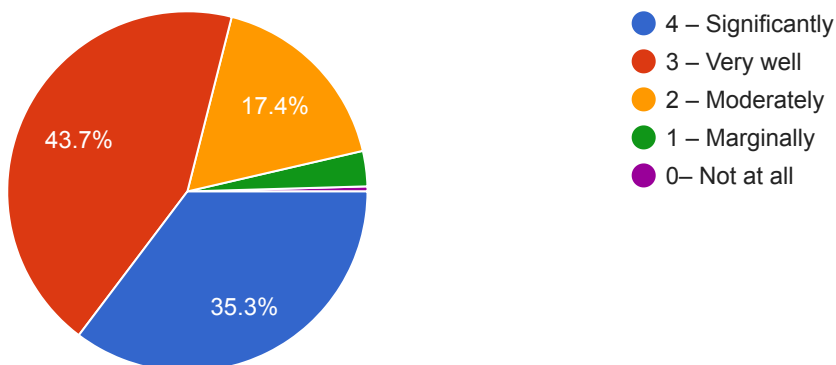
7. The institute takes active interest in promoting internship, student exchange, field visit opportunities for students.

442 responses



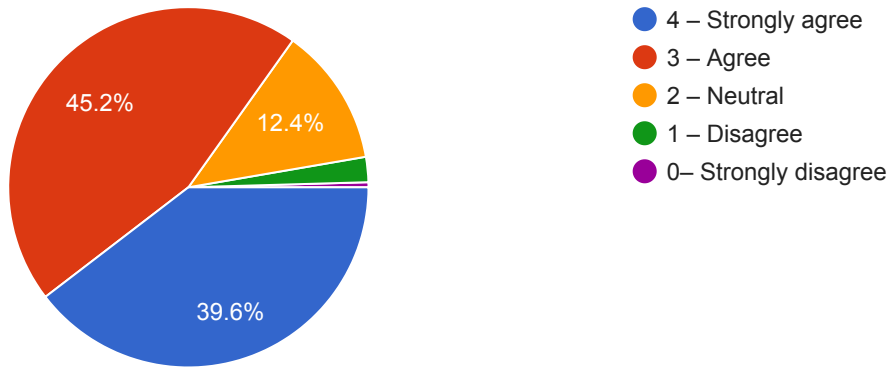
8. The teaching and mentoring process in your institution facilitates you in cognitive, social and emotional growth

442 responses



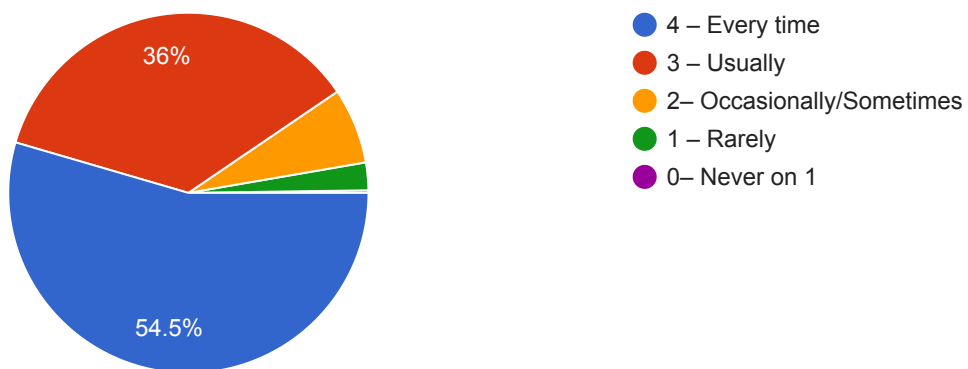
9. The institution provides multiple opportunities to learn and grow.

442 responses



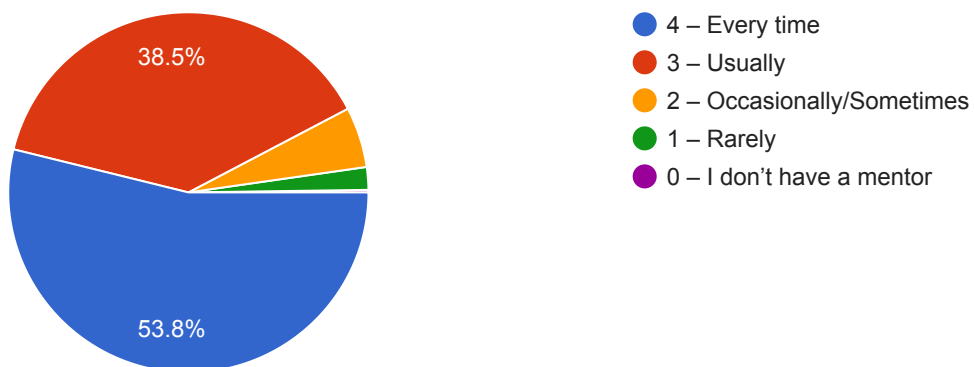
10. Teachers inform you about your expected competencies, course outcomes and programme outcomes.

442 responses



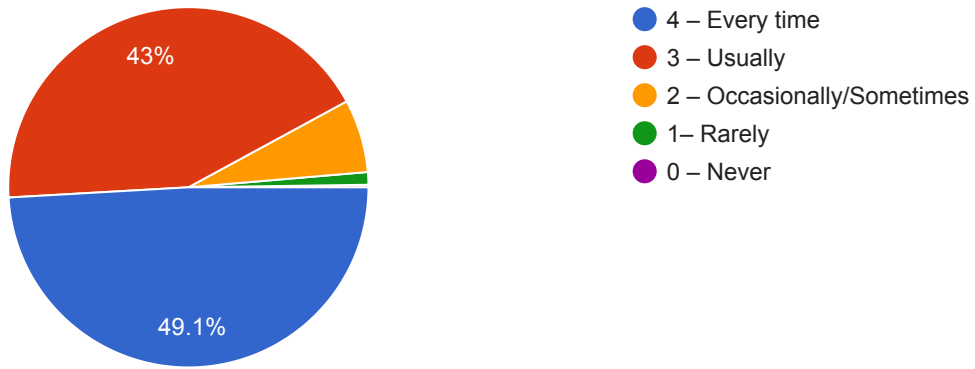
11. Your mentor does a necessary follow-up with an assigned task to you.

442 responses



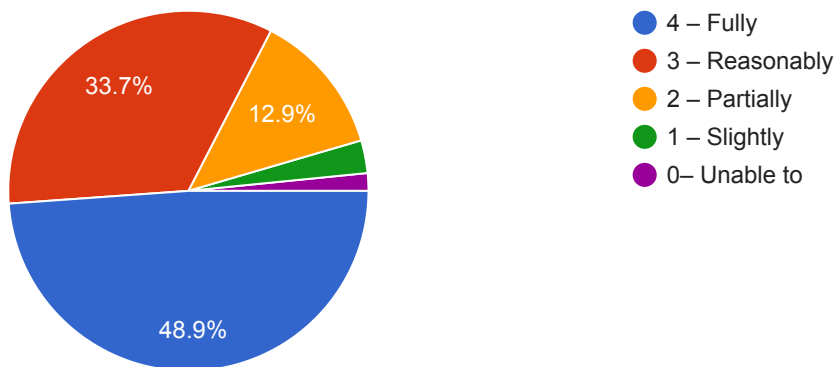
12. The teachers illustrate the concepts through examples and applications.

442 responses



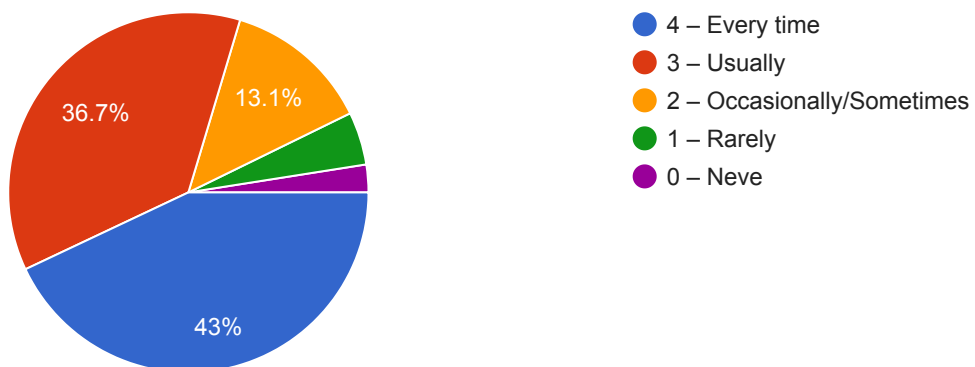
13. The teachers identify your strengths and encourage you with providing right level of challenges.

442 responses



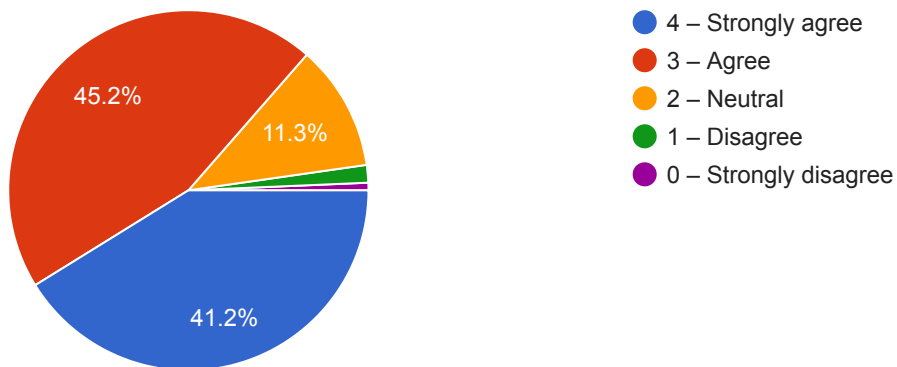
14. Teachers are able to identify your weaknesses and help you to overcome them.

442 responses



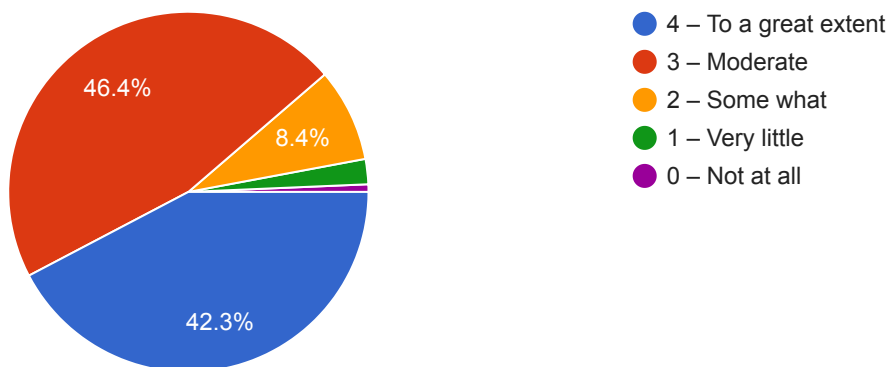
15. The institution makes effort to engage students in the monitoring, review and continuous quality improvement of the teaching learning process.

442 responses



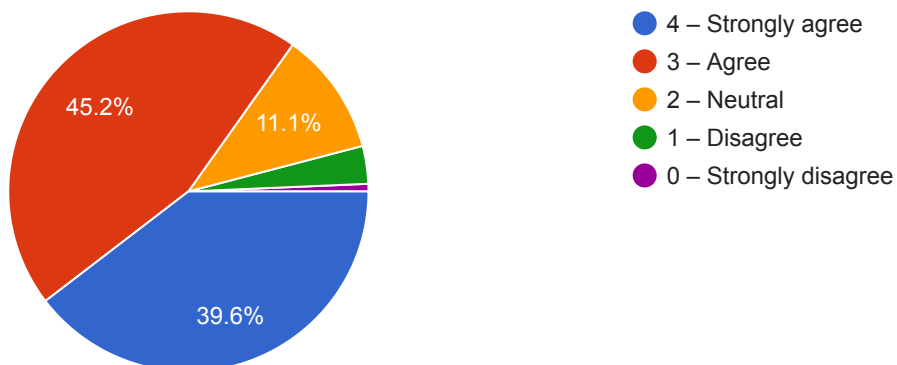
16. The institute/ teachers use student centric methods, such as experiential learning, participative learning and problem solving methodologies for enhancing learning experiences.

442 responses



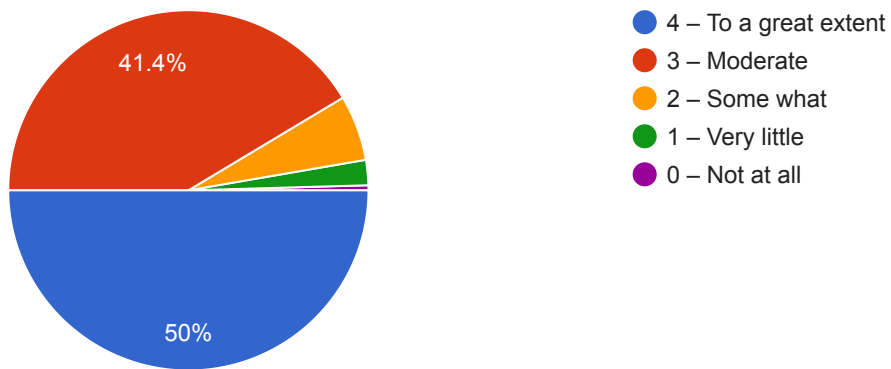
17. Teachers encourage you to participate in extracurricular activities.

442 responses



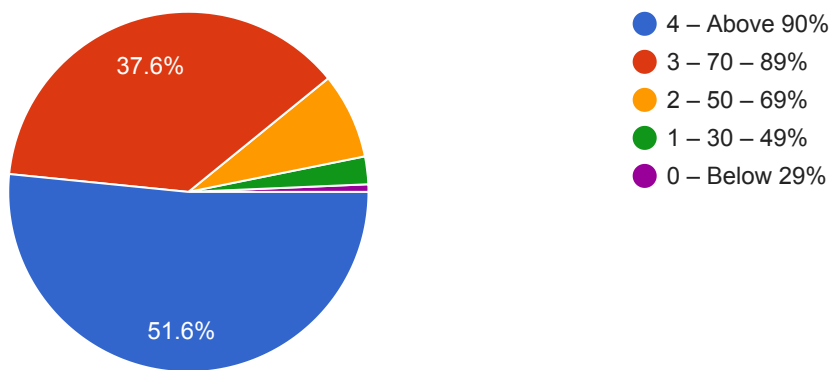
18. Efforts are made by the institute/ teachers to inculcate soft skills, life skills and employ ability skills to make you ready for the world of work.

442 responses



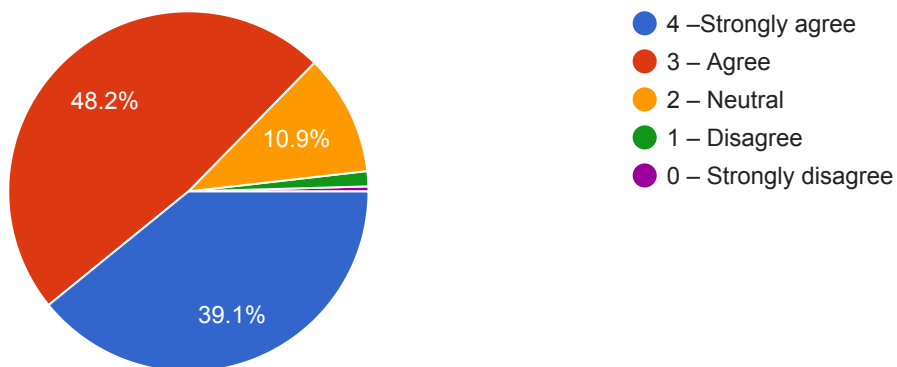
19. What percentage of teachers use ICT tools such as LCD projector, Multimedia, etc. while teaching.

442 responses



20. The overall quality of teaching-learning process in your institute is very good.

442 responses



21. Give three observation / suggestions to improve the overall teaching – learning experience in your institution.

442 responses

Everything is fine and good

Should provide necessary E materials.

Nothing

It all good teachers are very polite and helpful they always help students in every situation it is very nice institute for girls

"Very Interactive and

Very courageous teachers"

"The teaching is very good so I don't want to give any suggestions

Thank you "

Teaching learning process is quite good in my institute but extracurricular activities are not that extends, they should in

No

No

Nope

The learning process should be fun and not boring, teachers should encourage students learning

"No suggestions

"

"Use of more examples and application in outside industry

Can include videos and not to restrict to ppt"

"1. Well spoken English teachers

2. Teachers must have punctuality towards students.

3. Should stop being partial "

None

The teaching staff is excellent. Each topic is covered effectively without rushing and keeping the learning ability of every

Improve in teaching and learning

Nothing really.

"1. I think the overall activities conducted by college is good.

2. There is bit more need of interaction between students and teachers.

3. Overall my college experience is good. "

"1. My experience about college is very good

2. Activities are conducted

3. Interaction between students and teachers is good"

"No I'm ok with the teaching learning process & satisfied.

Teachers are really very helpful."

Use of ICT tools for teaching can be effective .

Increase the use of ppt

Nothing.

Overall qualities of teaching is very good

The teaching experience in our institution is good. There is no need of suggestion

The learning experience is amazing. There is no need of suggestion

Good

Teaching is very good

No Suggestions

Overall covering of syllabus is done by enhancing practical, technical skills in us, motivating students .

"Increase the understanding with students

Attention on all students

"

It very good there is no improvement in teaching process

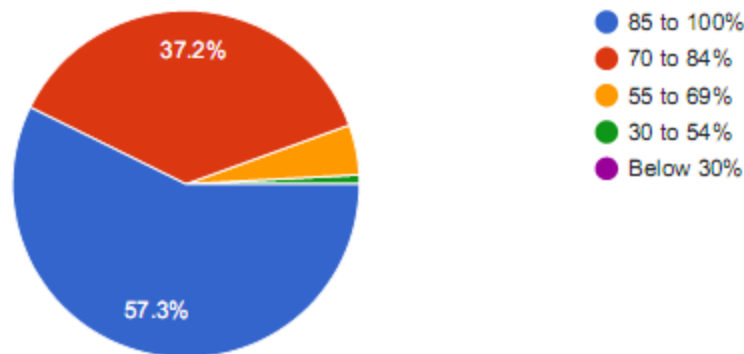
Bharati Vidyapeeth's College of Engineering for Women, Pune

Student Satisfaction Survey A.Y. 2018-2019

The student satisfaction survey was taken as per the guidelines given by NAAC.
Following are the statistics of the survey.

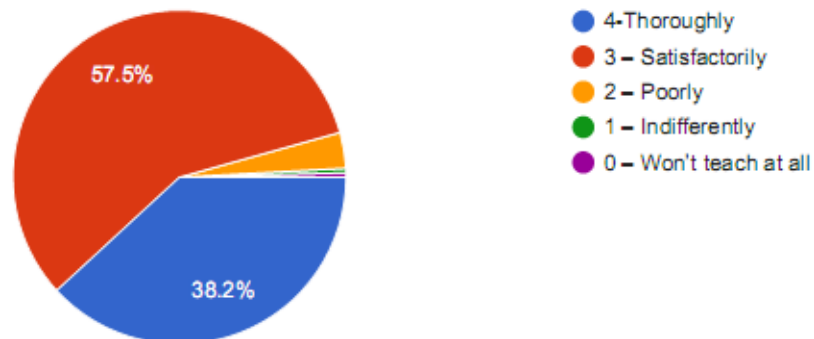
1. How much of the syllabus was covered in the class?

925 responses



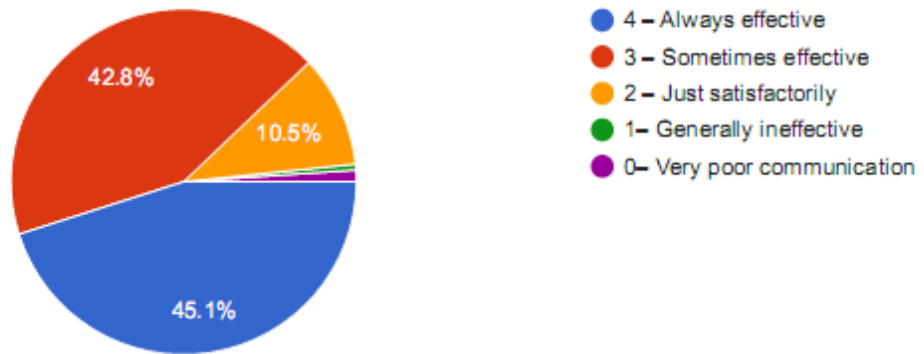
2. How well did the teachers' prepare for the classes?

925 responses

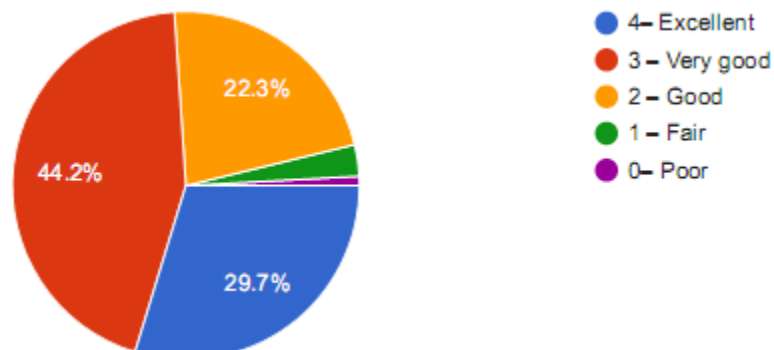


3. How well were the teachers' able to communicate?

925 responses

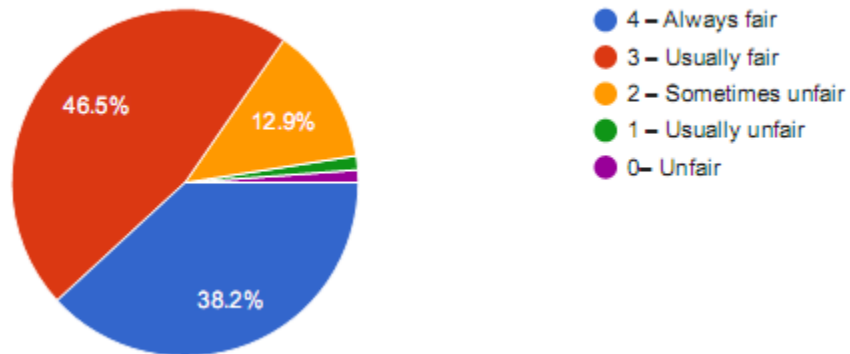


4. The teachers' approach to teaching can best be described as



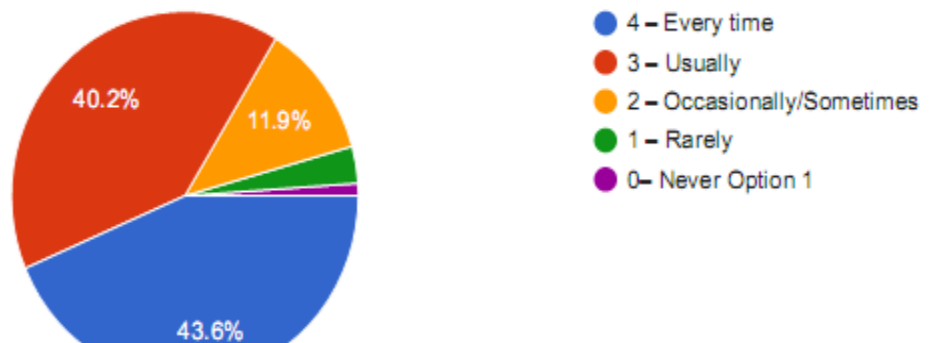
5. Fairness of the internal evaluation process by the teachers.

925 responses



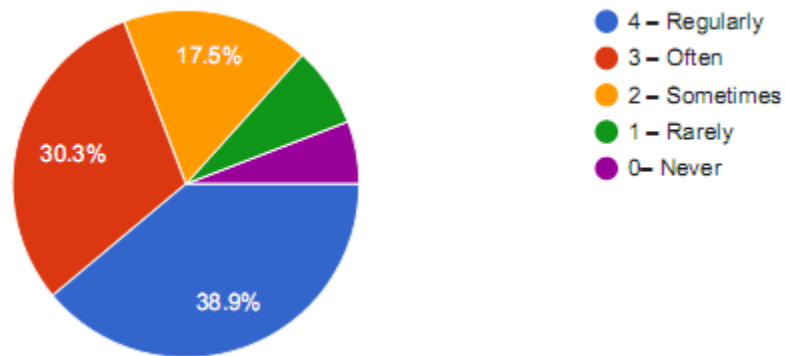
6. Was your performance in assignments discussed with you?

925 responses



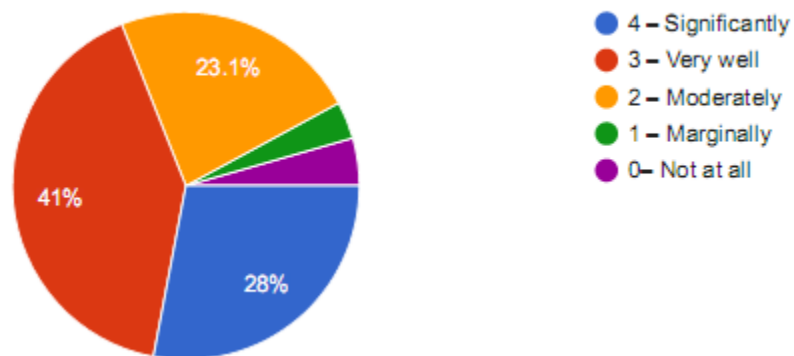
7. The institute takes active interest in promoting internship, student exchange, field visit opportunities for students.

925 responses



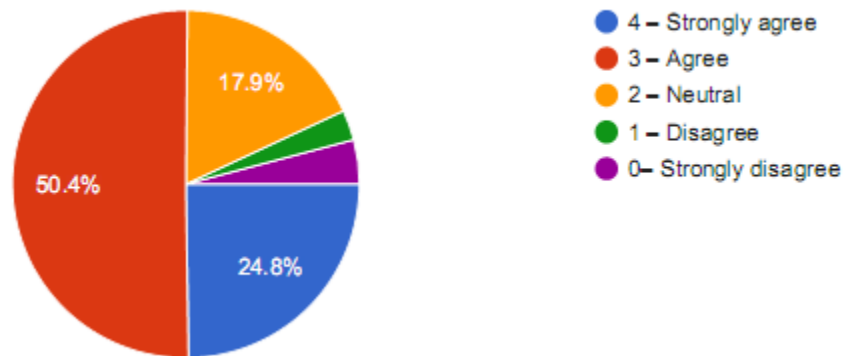
8.The teaching and mentoring process in your institution facilitates you in cognitive, social and emotional growth

925 responses

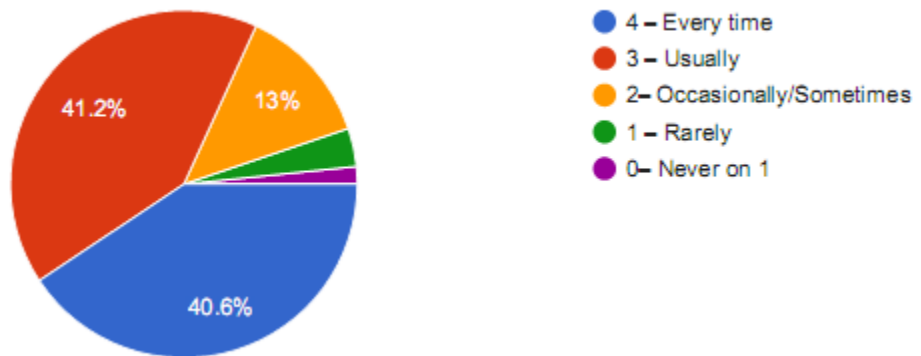


9.The institution provides multiple opportunities to learn and grow.

925 responses

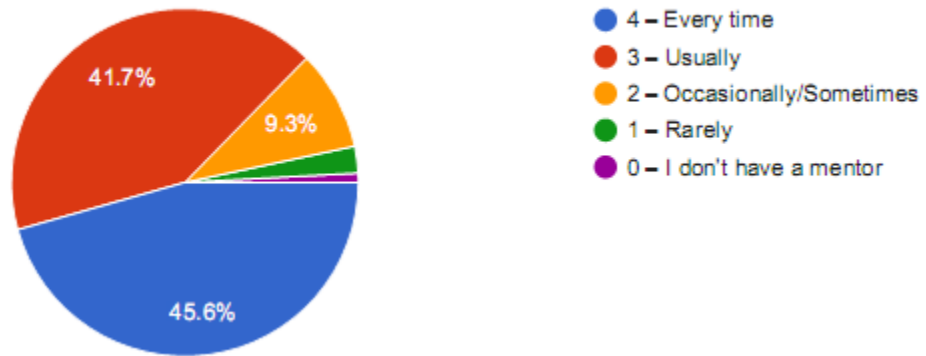


10. Teachers' inform you about your expected competencies, course outcomes and programme outcomes.



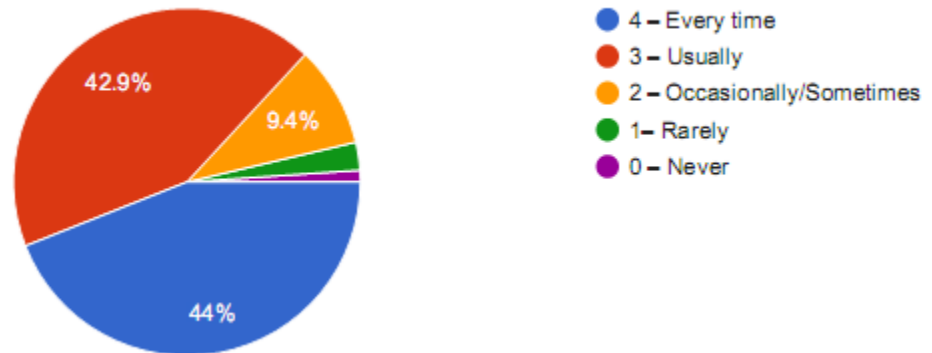
11. Your mentor does a necessary follow-up with an assigned task to you.

925 responses



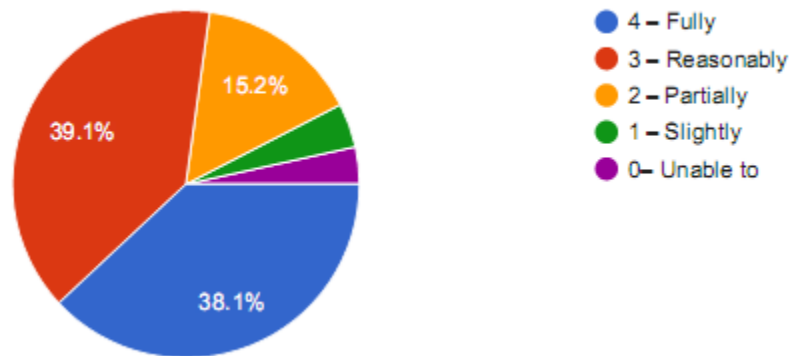
12. The teachers' illustrate the concepts through examples and applications.

925 responses



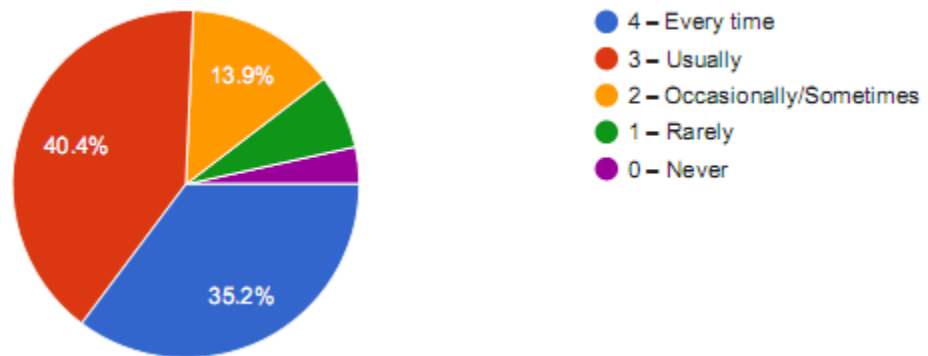
13. The teachers' identify your strengths and encourage you with providing right level of challenges.

925 responses



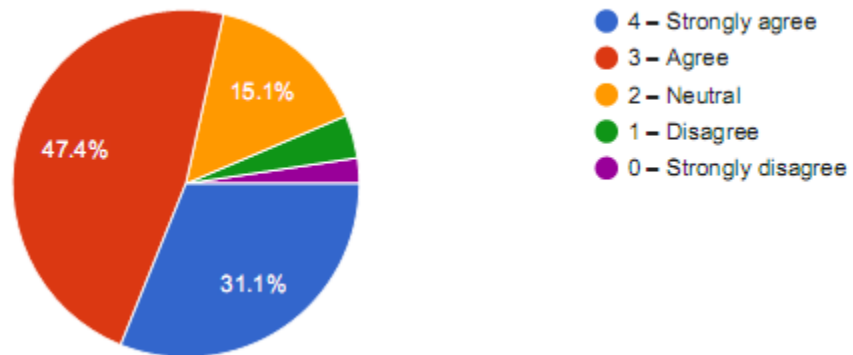
14. Teachers' are able to identify your weaknesses and help you to overcome them.

925 responses



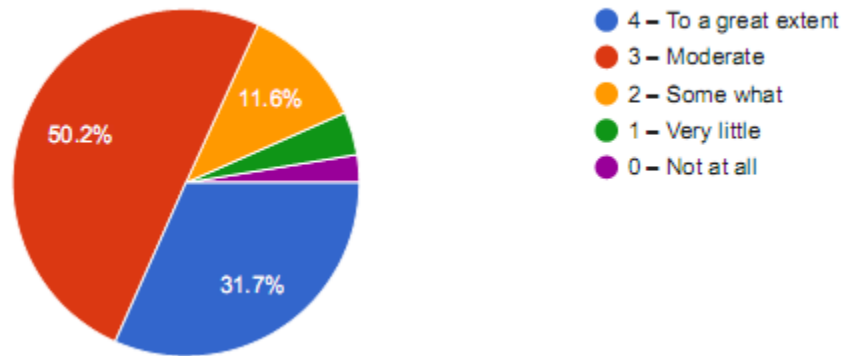
15. The institution makes effort to engage students in the monitoring, review and continuous quality improvement of the teaching learning process.

925 responses



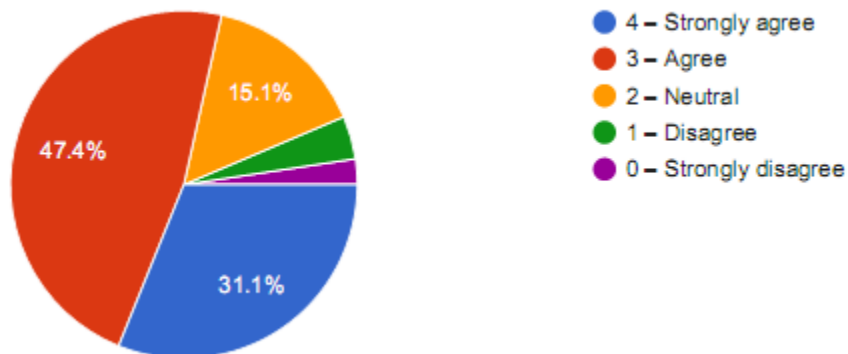
16. The institute/ teachers' use student centric methods, such as experiential learning, participative learning and problem solving methodologies for enhancing learning experiences.

925 responses



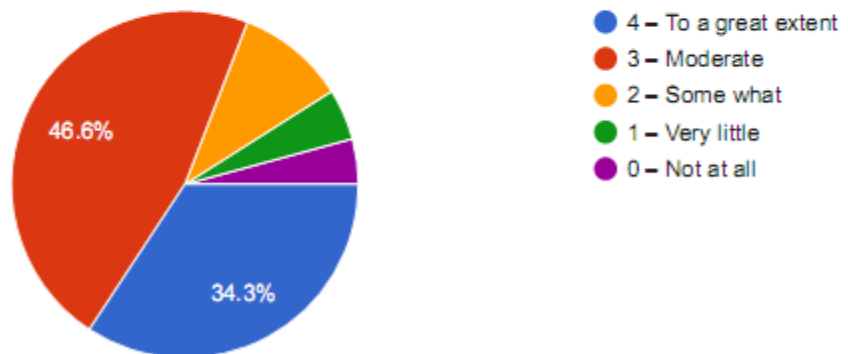
17. Teachers' encourage you to participate in extracurricular activities.

925 responses



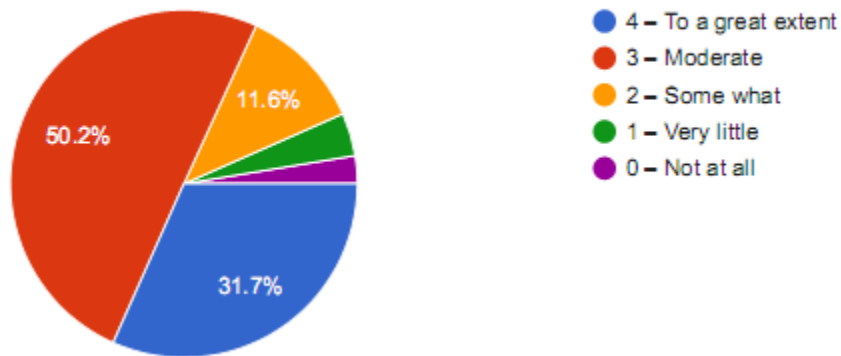
18. Efforts are made by the institute/ teachers to inculcate soft skills, life skills and employ ability skills to make you ready for the world of work.

925 responses



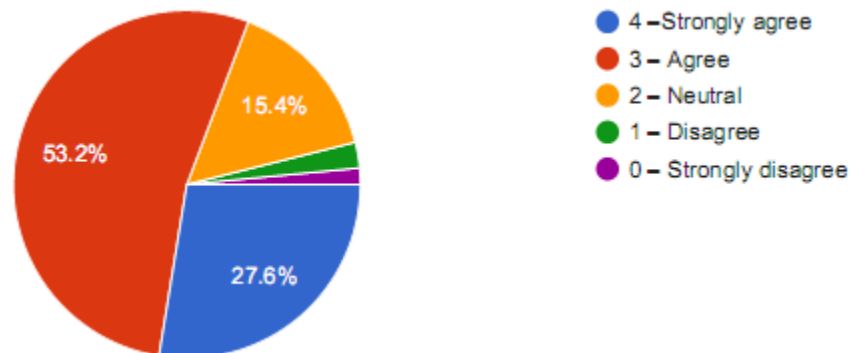
19. What percentage of teachers' use ICT tools such as LCD projector, Multimedia, etc. while teaching.

925 responses



20. The overall quality of teaching-learning process in your institute is very good.

925 responses



21. Give three observation / suggestions to improve the overall teaching – learning experience in your institution.

no

Good

-

good

None

Nothing

no suggestions

-

No suggestions

no suggestion

Good

Satisfied

NA

Very good

NO

No suggestion

need more practical knowledge

good teaching

Nil

No

no

The teachers more emphasizes on lectures, attendances irrespective of whether students are get or not.

Understanding nd gaining should get priority than spending all the energy in the assignments and attending colleges

students should get more exposure to all the extra curricular activities .

Satisfactory

Na

to give extra curriculum activity

The teachers more emphasizes on lectures, attendances irrespective of whether students are getting it or not.

Understanding and gaining should get priority than spending all the energy in the assignments and attending colleges

students should get more exposure to all the extra curricular activities .

Satisfactory

Na

to give extra curriculum activity

Other activities are required

More focus should be given on weaker student rather than always appreciating topper ones

.. Experienced faculty with a good communication should be provided especially mechanics

...students should be given some moral support ...

Everything cant be perfect so there are some loop holes.

Teaching methodology is concetuly.

very sincerely

extra activities can be introduced,overall its good.

Vert Good

OK

Very Good

1) Provide practices session regarding placement.

Provide with Printers

quality skills

It must be interactive

To give more exams and minimize assignment load

no need

need to improve

Less burden of assignments

More focus on practical sessions

Orals must be conducted widely

To improve extracurricular activities..

Not satisfactory

E Learning , Practically Knowledge, All Good teach

E Learning , Practically Knowledge ,concept Clear On Projector

Audio visual teaching

External lecture must be taken through LCD atlesat

Make use of black board

1. By conducting Quiz

2. By conducting micro teaching sessions

More practical knowledge

Good

Satisfied

NA

Very good

NO

No suggestion

none

nothing

no comment

Satisfied

No suggestion

Nice

Excellent

No suggestions

Needs more practical implementation

provide proper softwares

Should explain the algo properly

Use of projectors should be reduced as teachers just read out ppts
It's nt of use..

understand the students problems

need of practical session

nothing to improve

Friendly environment for students to encourage their performance.

overall good

Air conditioning in classrooms

Punctual

more details about basic

more detail about topic

internships should be provided

- 1.use blackboard for problem solving
- 2.teach clear and easy to understandable for student
- 3.learn the topic and then explain to student very poor teaching level

need some curriculum activities in college

Being more clear about concept and discussing concept in depth

more case studies and real life examples should be taken

1. Discuss the unit test papers.
2. tell the students how the answers are supposed to be written.
3. give the guidelines to students about writing answers through the answer key gi

more practical knowledge

no suggesion

Wish i would have not taken admission here.

students should be provided oppourunity to present topics,
expert lectures are needed on some topics for best understanding,

More of practical implementation should be there for every subject

More application based teaching
Programming practice

everything is best .

-

proper guidance, encouragement, proper monitoring of students

1. There should be more co-operation from the administration section towards students.
2. The store must be open always.
3. There should be more workshops for technical skill development.