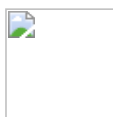




**BHARATI VIDYAPEETH'S
COLLEGE OF ENGINEERING FOR WOMEN-PUNE**

**STUDENT SATISFACTION SURVEY
A.Y. 22-23**



Bharati Vidyapeeth's College of Engineering for Women, Katraj, Dhankawadi, Pune

Feedback Analysis

Title : Student Satisfaction Survey-NAAC A.Y.22-23

Academic Year : 2022-23

Class : DIV II - Sem II [Engineering Sciences and Allied Engineering]

Details : Activity

Total number of response(s) : 56 / 63

Question	1. How much of the syllabus was covered in the class?			
Answer	Value	No. of response(s)	Response value	Response %
● 85 to 100%	5	52	260	92.86
● 70 to 84%	4	4	16	5.71
● 55 to 69%	3	0	0	0.00
● 30 to 54%	2	0	0	0.00
● Below 30%	1	0	0	0.00
Performance				98.57



Question	How well did the teachers prepare for the classes?			
Answer	Value	No. of response(s)	Response value	Response %
● 4-Thoroughly	5	30	150	53.57
● 3 – Satisfactorily	4	24	96	34.29
● 2 – Poorly	3	1	3	1.07
● 1 – Indifferently	2	0	0	0.00
● 0 – Won't teach at all	1	1	1	0.36
Performance				89.29



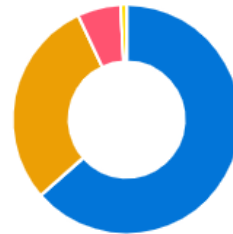
Question	How well were the teachers able to communicate?			
Answer	Value	No. of response(s)	Response value	Response %
● 4 – Always effective	5	37	185	66.07
● 3 – Sometimes effective	4	15	60	21.43
● 2 – Just satisfactorily	3	4	12	4.29
● 1- Ineffective	2	0	0	0.00
● 0- Very poor communication	1	0	0	0.00
Performance				91.79



Question	The teacher's approach to teaching can best be described as			
Answer	Value	No. of response(s)	Response value	Response %
● 4– Excellent	5	24	120	42.86
● 3 – Very good	4	23	92	32.86
● 2 – Good	3	8	24	8.57
● 1 – Fair	2	1	2	0.71
● 0– Poor	1	0	0	0.00
Performance				85.00



Question	Fairness of the internal evaluation process by the teachers.			
Answer	Value	No. of response(s)	Response value	Response %
● 4 – Always fair	5	31	155	55.36
● 3 – Usually fair	4	18	72	25.71
● 2 – Sometimes unfair	3	5	15	5.36
● 1 – Usually unfair	2	0	0	0.00
● 0– Unfair	1	2	2	0.71
Performance				87.14



Question	Was your performance in assignments discussed with you?			
Answer	Value	No. of response(s)	Response value	Response %
● 4 – Every time	5	33	165	58.93
● 3 – Usually	4	12	48	17.14
● 2 – Occasionally/Sometimes	3	6	18	6.43
● 1 – Rarely	2	5	10	3.57
● 0– Never Option 1	1	0	0	0.00
Performance				86.07



Question	The institute takes active interest in promoting internship, student exchange, field visit opportunities for students.			
Answer	Value	No. of response(s)	Response value	Response %
● 4 – Regularly	5	33	165	58.93
● 3 – Often	4	11	44	15.71
● 2 – Sometimes	3	9	27	9.64
● 1 – Rarely	2	2	4	1.43
● 0– Never	1	1	1	0.36
Performance				86.07



Question	The teaching and mentoring process in your institution facilitates you in cognitive, social and emotional growth			
Answer	Value	No. of response(s)	Response value	Response %
● 4 – Significantly	5	29	145	51.79
● 3 – Very well	4	18	72	25.71
● 2 – Moderately	3	8	24	8.57
● 1 – Marginally	2	1	2	0.71
● 0– Not at all	1	0	0	0.00
Performance				86.79



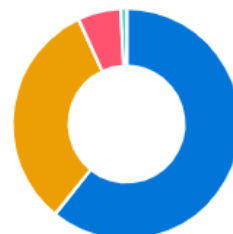
Question	The institution provides multiple opportunities to learn and grow.			
Answer	Value	No. of response(s)	Response value	Response %
● 4 – Strongly agree	5	24	120	42.86
● 3 – Agree	4	23	92	32.86
● 2 – Neutral	3	8	24	8.57
● 1-Disagree	2	0	0	0.00
● 0– Strongly disagree	1	1	1	0.36
Performance				84.64



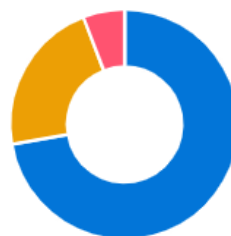
Question	Teachers inform you about your expected competencies, course outcomes and programme outcomes.			
Answer	Value	No. of response(s)	Response value	Response %
● 4 – Every time	5	35	175	62.50
● 3 – Usually	4	19	76	27.14
● 2– Occasionally/Sometimes	3	2	6	2.14
● 1 – Rarely	2	0	0	0.00
● 0– Never on 1	1	0	0	0.00
Performance				91.79



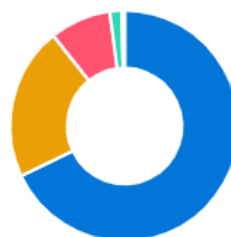
Question	Your mentor does a necessary follow-up with an assigned task to you.			
Answer	Value	No. of response(s)	Response value	Response %
● 4 – Every time	5	30	150	53.57
● 3 – Usually	4	20	80	28.57
● 2 – Occasionally/Sometimes	3	5	15	5.36
● 1 – Rarely	2	1	2	0.71
● 0 – I don't have a mentor	1	0	0	0.00
Performance				88.21



Question	The teachers illustrate the concepts through examples and applications.			
Answer	Value	No. of response(s)	Response value	Response %
● 4 – Every time	5	37	185	66.07
● 3 – Usually	4	14	56	20.00
● 2 – Occasionally/Sometimes	3	5	15	5.36
● 1– Rarely	2	0	0	0.00
● 0 – Never	1	0	0	0.00
Performance				91.43



Question	The teachers identify your strengths and encourage you by providing the right level of challenges.			
Answer	Value	No. of response(s)	Response value	Response %
● 4 – Fully	5	33	165	58.93
● 3 – Reasonably	4	13	52	18.57
● 2 – Partially	3	7	21	7.50
● 1 – Slightly	2	2	4	1.43
● 0– Unable to	1	1	1	0.36
Performance				86.79



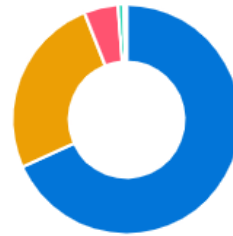
Question	Teachers are able to identify your weaknesses and help you to overcome them.			
Answer	Value	No. of response(s)	Response value	Response %
● 4 – Every time	5	33	165	58.93
● 3 – Usually	4	15	60	21.43
● 2 – Occasionally/Sometimes	3	4	12	4.29
● 1 – Rarely	2	3	6	2.14
● 0 – Never	1	1	1	0.36
Performance				87.14



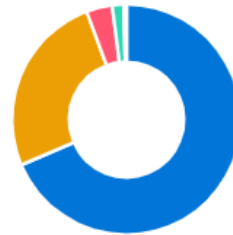
Question	The institution makes an effort to engage students in the monitoring, review and continuous quality improvement of the teaching learning process.			
Answer	Value	No. of response(s)	Response value	Response %
● 4 – Strongly agree	5	28	140	50.00
● 3 – Agree	4	24	96	34.29
● 2 – Neutral	3	4	12	4.29
● 1 – Disagree	2	0	0	0.00
● 0 – Strongly disagree	1	0	0	0.00
Performance				88.57



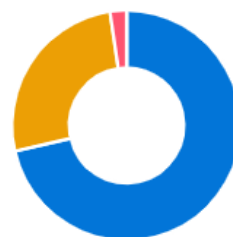
Question	The institute/ teachers use student centric methods, such as experiential learning, participative learning and problem solving methodologies for enhancing learning experiences.			
Answer	Value	No. of response(s)	Response value	Response %
● 4 – To a great extent	5	34	170	60.71
● 3 – Moderate	4	16	64	22.86
● 2 – Some what	3	4	12	4.29
● 1 – Very little	2	1	2	0.71
● 0 – Not at all	1	1	1	0.36
Performance				88.93



Question	17. Teachers encourage you to participate in extracurricular activities.			
Answer	Value	No. of response(s)	Response value	Response %
● 4 – Strongly agree	5	34	170	60.71
● 3 – Agree	4	16	64	22.86
● 2 – Neutral	3	3	9	3.21
● 1 – Disagree	2	2	4	1.43
● 0 – Strongly disagree	1	1	1	0.36
Performance				88.57



Question	The institute/ teachers make efforts to inculcate soft skills, life skills and employ ability skills to make you ready for the world of work.			
Answer	Value	No. of response(s)	Response value	Response %
● 4 – To a great extent	5	35	175	62.50
● 3 – Moderate	4	13	52	18.57
● 2 – Some what	3	5	15	5.36
● 1 – Very little	2	3	6	2.14
● 0 – Not at all	1	0	0	0.00
Performance				88.57



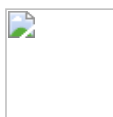
Question	What percentage of teachers use ICT tools such as LCD projectors, Multimedia, etc. while teaching.			
Answer	Value	No. of response(s)	Response value	Response %
● 4 – Above 90%	5	37	185	66.07
● 3 – 70 – 89%	4	17	68	24.29
● 2 – 50 – 69%	3	2	6	2.14
● 1 – 30 – 49%	2	0	0	0.00
● 0 – Below 29%	1	0	0	0.00
Performance				92.50

Question	The overall quality of teaching-learning process in your institute is very good.			
Answer	Value	No. of response(s)	Response value	Response %
● 4 –Strongly agree	5	29	145	51.79
● 3 – Agree	4	22	88	31.43
● 2 – Neutral	3	4	12	4.29
● 1 – Disagree	2	1	2	0.71
● 0 – Strongly disagree	1	0	0	0.00
Performance				88.21



Interpretation and Action Taken

Enter interpretation and action taken for this feedback.



Bharati Vidyapeeth's College of Engineering for Women, Katraj, Dhankawadi, Pune

Feedback Analysis

Title : Student Satisfaction Survey-NAAC A.Y.22-23

Academic Year : 2022-23

Class : DIV III - Sem II [Engineering Sciences and Allied Engineering]

Details : Activity

Total number of response(s) : 48 / 63

Question	1. How much of the syllabus was covered in the class?			
Answer	Value	No. of response(s)	Response value	Response %
● 85 to 100%	5	45	225	93.75
● 70 to 84%	4	2	8	3.33
● 55 to 69%	3	1	3	1.25
● 30 to 54%	2	0	0	0.00
● Below 30%	1	0	0	0.00
Performance				98.33



Question	How well did the teachers prepare for the classes?			
Answer	Value	No. of response(s)	Response value	Response %
● 4-Thoroughly	5	25	125	52.08
● 3 – Satisfactorily	4	23	92	38.33
● 2 – Poorly	3	0	0	0.00
● 1 – Indifferently	2	0	0	0.00
● 0 – Won't teach at all	1	0	0	0.00
Performance				90.42



Question	How well were the teachers able to communicate?			
Answer	Value	No. of response(s)	Response value	Response %
● 4 – Always effective	5	37	185	77.08
● 3 – Sometimes effective	4	11	44	18.33
● 2 – Just satisfactorily	3	0	0	0.00
● 1– Ineffective	2	0	0	0.00
● 0– Very poor communication	1	0	0	0.00
Performance				95.42



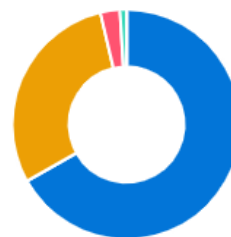
Question	The teacher's approach to teaching can best be described as			
Answer	Value	No. of response(s)	Response value	Response %
● 4– Excellent	5	27	135	56.25
● 3 – Very good	4	16	64	26.67
● 2 – Good	3	5	15	6.25
● 1 – Fair	2	0	0	0.00
● 0– Poor	1	0	0	0.00
Performance				89.17



Question	Fairness of the internal evaluation process by the teachers.			
Answer	Value	No. of response(s)	Response value	Response %
● 4 – Always fair	5	39	195	81.25
● 3 – Usually fair	4	8	32	13.33
● 2 – Sometimes unfair	3	1	3	1.25
● 1 – Usually unfair	2	0	0	0.00
● 0– Unfair	1	0	0	0.00
Performance				95.83



Question	Was your performance in assignments discussed with you?			
Answer	Value	No. of response(s)	Response value	Response %
● 4 – Every time	5	29	145	60.42
● 3 – Usually	4	16	64	26.67
● 2 – Occasionally/Sometimes	3	2	6	2.50
● 1 – Rarely	2	1	2	0.83
● 0– Never Option 1	1	0	0	0.00
Performance				90.42



Question	The institute takes active interest in promoting internship, student exchange, field visit opportunities for students.			
Answer	Value	No. of response(s)	Response value	Response %
● 4 – Regularly	5	27	135	56.25
● 3 – Often	4	9	36	15.00
● 2 – Sometimes	3	5	15	6.25
● 1 – Rarely	2	4	8	3.33
● 0– Never	1	3	3	1.25
Performance				82.08



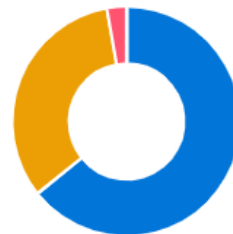
Question	The teaching and mentoring process in your institution facilitates you in cognitive, social and emotional growth			
Answer	Value	No. of response(s)	Response value	Response %
● 4 – Significantly	5	26	130	54.17
● 3 – Very well	4	13	52	21.67
● 2 – Moderately	3	8	24	10.00
● 1 – Marginally	2	1	2	0.83
● 0– Not at all	1	0	0	0.00
Performance				86.67



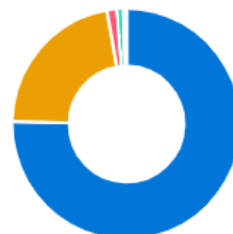
Question	The institution provides multiple opportunities to learn and grow.			
Answer	Value	No. of response(s)	Response value	Response %
● 4 – Strongly agree	5	22	110	45.83
● 3 – Agree	4	18	72	30.00
● 2 – Neutral	3	6	18	7.50
● 1-Disagree	2	2	4	1.67
● 0– Strongly disagree	1	0	0	0.00
Performance				85.00



Question	Teachers inform you about your expected competencies, course outcomes and programme outcomes.			
Answer	Value	No. of response(s)	Response value	Response %
● 4 – Every time	5	28	140	58.33
● 3 – Usually	4	18	72	30.00
● 2– Occasionally/Sometimes	3	2	6	2.50
● 1 – Rarely	2	0	0	0.00
● 0– Never on 1	1	0	0	0.00
Performance				90.83



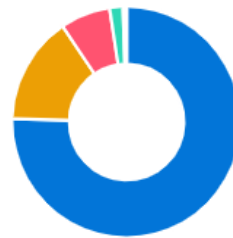
Question	Your mentor does a necessary follow-up with an assigned task to you.			
Answer	Value	No. of response(s)	Response value	Response %
● 4 – Every time	5	33	165	68.75
● 3 – Usually	4	12	48	20.00
● 2 – Occasionally/Sometimes	3	1	3	1.25
● 1 – Rarely	2	1	2	0.83
● 0 – I don't have a mentor	1	1	1	0.42
Performance				91.25



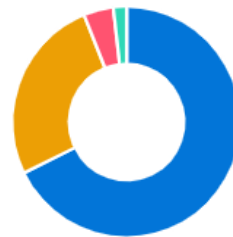
Question	The teachers illustrate the concepts through examples and applications.			
Answer	Value	No. of response(s)	Response value	Response %
● 4 – Every time	5	38	190	79.17
● 3 – Usually	4	10	40	16.67
● 2 – Occasionally/Sometimes	3	0	0	0.00
● 1– Rarely	2	0	0	0.00
● 0 – Never	1	0	0	0.00
Performance				95.83



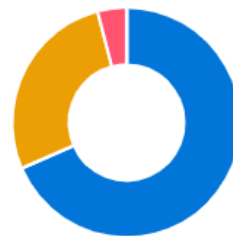
Question	The teachers identify your strengths and encourage you by providing the right level of challenges.			
Answer	Value	No. of response(s)	Response value	Response %
● 4 – Fully	5	32	160	66.67
● 3 – Reasonably	4	8	32	13.33
● 2 – Partially	3	5	15	6.25
● 1 – Slightly	2	2	4	1.67
● 0– Unable to	1	1	1	0.42
Performance				88.33



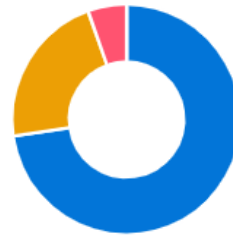
Question	Teachers are able to identify your weaknesses and help you to overcome them.			
Answer	Value	No. of response(s)	Response value	Response %
● 4 – Every time	5	29	145	60.42
● 3 – Usually	4	14	56	23.33
● 2 – Occasionally/Sometimes	3	3	9	3.75
● 1 – Rarely	2	2	4	1.67
● 0 – Never	1	0	0	0.00
Performance				89.17



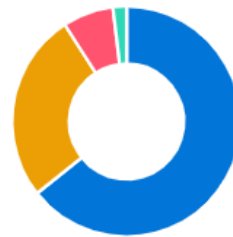
Question	The institution makes an effort to engage students in the monitoring, review and continuous quality improvement of the teaching learning process.			
Answer	Value	No. of response(s)	Response value	Response %
● 4 – Strongly agree	5	30	150	62.50
● 3 – Agree	4	15	60	25.00
● 2 – Neutral	3	3	9	3.75
● 1 – Disagree	2	0	0	0.00
● 0 – Strongly disagree	1	0	0	0.00
Performance				91.25



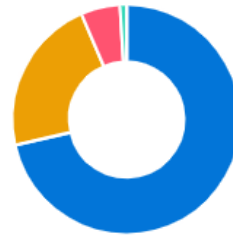
Question	The institute/ teachers use student centric methods, such as experiential learning, participative learning and problem solving methodologies for enhancing learning experiences.			
Answer	Value	No. of response(s)	Response value	Response %
● 4 – To a great extent	5	32	160	66.67
● 3 – Moderate	4	12	48	20.00
● 2 – Some what	3	4	12	5.00
● 1 – Very little	2	0	0	0.00
● 0 – Not at all	1	0	0	0.00
Performance				91.67



Question	17. Teachers encourage you to participate in extracurricular activities.			
Answer	Value	No. of response(s)	Response value	Response %
● 4 – Strongly agree	5	27	135	56.25
● 3 – Agree	4	14	56	23.33
● 2 – Neutral	3	5	15	6.25
● 1 – Disagree	2	2	4	1.67
● 0 – Strongly disagree	1	0	0	0.00
Performance				87.50

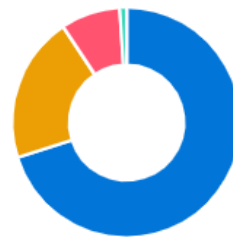


Question	The institute/ teachers make efforts to inculcate soft skills, life skills and employ ability skills to make you ready for the world of work.			
Answer	Value	No. of response(s)	Response value	Response %
● 4 – To a great extent	5	31	155	64.58
● 3 – Moderate	4	12	48	20.00
● 2 – Some what	3	4	12	5.00
● 1 – Very little	2	1	2	0.83
● 0 – Not at all	1	0	0	0.00
Performance				90.42



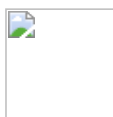
Question	What percentage of teachers use ICT tools such as LCD projectors, Multimedia, etc. while teaching.			
Answer	Value	No. of response(s)	Response value	Response %
● 4 – Above 90%	5	28	140	58.33
● 3 – 70 – 89%	4	12	48	20.00
● 2 – 50 – 69%	3	7	21	8.75
● 1 – 30 – 49%	2	0	0	0.00
● 0 – Below 29%	1	1	1	0.42
Performance				87.50

Question	The overall quality of teaching-learning process in your institute is very good.			
Answer	Value	No. of response(s)	Response value	Response %
● 4 –Strongly agree	5	30	150	62.50
● 3 – Agree	4	11	44	18.33
● 2 – Neutral	3	6	18	7.50
● 1 – Disagree	2	1	2	0.83
● 0 – Strongly disagree	1	0	0	0.00
Performance				89.17



Interpretation and Action Taken

Enter interpretation and action taken for this feedback.



Bharati Vidyapeeth's College of Engineering for Women, Katraj, Dhankawadi, Pune

Feedback Analysis

Title : Student Satisfaction Survey-NAAC A.Y.22-23

Academic Year : 2022-23

Class : DIV IV - Sem II [Engineering Sciences and Allied Engineering]

Details : Activity

Total number of response(s) : 56 / 63

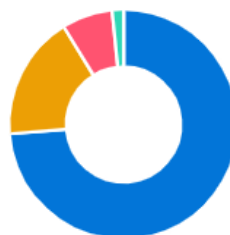
Question	1. How much of the syllabus was covered in the class?			
Answer	Value	No. of response(s)	Response value	Response %
● 85 to 100%	5	49	245	87.50
● 70 to 84%	4	6	24	8.57
● 55 to 69%	3	0	0	0.00
● 30 to 54%	2	1	2	0.71
● Below 30%	1	0	0	0.00
Performance				96.79



Question	How well did the teachers prepare for the classes?			
Answer	Value	No. of response(s)	Response value	Response %
● 4-Thoroughly	5	26	130	46.43
● 3 – Satisfactorily	4	30	120	42.86
● 2 – Poorly	3	0	0	0.00
● 1 – Indifferently	2	0	0	0.00
● 0 – Won't teach at all	1	0	0	0.00
Performance				89.29



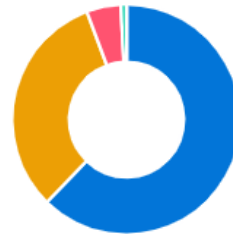
Question	How well were the teachers able to communicate?			
Answer	Value	No. of response(s)	Response value	Response %
● 4 – Always effective	5	37	185	66.07
● 3 – Sometimes effective	4	11	44	15.71
● 2 – Just satisfactorily	3	6	18	6.43
● 1– Ineffective	2	2	4	1.43
● 0– Very poor communication	1	0	0	0.00
Performance				89.64



Question	The teacher's approach to teaching can best be described as			
Answer	Value	No. of response(s)	Response value	Response %
● 4– Excellent	5	23	115	41.07
● 3 – Very good	4	20	80	28.57
● 2 – Good	3	13	39	13.93
● 1 – Fair	2	0	0	0.00
● 0– Poor	1	0	0	0.00
Performance				83.57



Question	Fairness of the internal evaluation process by the teachers.			
Answer	Value	No. of response(s)	Response value	Response %
● 4 – Always fair	5	31	155	55.36
● 3 – Usually fair	4	20	80	28.57
● 2 – Sometimes unfair	3	4	12	4.29
● 1 – Usually unfair	2	1	2	0.71
● 0– Unfair	1	0	0	0.00
Performance				88.93



Question	Was your performance in assignments discussed with you?			
Answer	Value	No. of response(s)	Response value	Response %
● 4 – Every time	5	35	175	62.50
● 3 – Usually	4	12	48	17.14
● 2 – Occasionally/Sometimes	3	6	18	6.43
● 1 – Rarely	2	3	6	2.14
● 0– Never Option 1	1	0	0	0.00
Performance				88.21



Question	The institute takes active interest in promoting internship, student exchange, field visit opportunities for students.			
Answer	Value	No. of response(s)	Response value	Response %
● 4 – Regularly	5	35	175	62.50
● 3 – Often	4	11	44	15.71
● 2 – Sometimes	3	7	21	7.50
● 1 – Rarely	2	3	6	2.14
● 0– Never	1	0	0	0.00
Performance				87.86



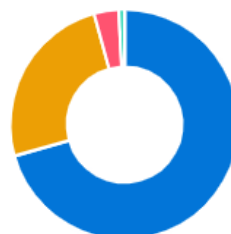
Question	The teaching and mentoring process in your institution facilitates you in cognitive, social and emotional growth			
Answer	Value	No. of response(s)	Response value	Response %
● 4 – Significantly	5	21	105	37.50
● 3 – Very well	4	25	100	35.71
● 2 – Moderately	3	10	30	10.71
● 1 – Marginally	2	0	0	0.00
● 0– Not at all	1	0	0	0.00
Performance				83.93



Question	The institution provides multiple opportunities to learn and grow.			
Answer	Value	No. of response(s)	Response value	Response %
● 4 – Strongly agree	5	24	120	42.86
● 3 – Agree	4	22	88	31.43
● 2 – Neutral	3	7	21	7.50
● 1-Disagree	2	3	6	2.14
● 0– Strongly disagree	1	0	0	0.00
Performance				83.93



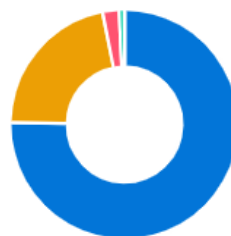
Question	Teachers inform you about your expected competencies, course outcomes and programme outcomes.			
Answer	Value	No. of response(s)	Response value	Response %
● 4 – Every time	5	36	180	64.29
● 3 – Usually	4	16	64	22.86
● 2– Occasionally/Sometimes	3	3	9	3.21
● 1 – Rarely	2	1	2	0.71
● 0– Never on 1	1	0	0	0.00
Performance				91.07



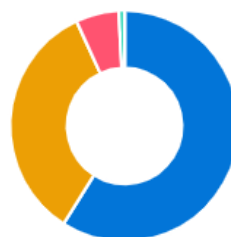
Question	Your mentor does a necessary follow-up with an assigned task to you.			
Answer	Value	No. of response(s)	Response value	Response %
● 4 – Every time	5	37	185	66.07
● 3 – Usually	4	18	72	25.71
● 2 – Occasionally/Sometimes	3	1	3	1.07
● 1 – Rarely	2	0	0	0.00
● 0 – I don't have a mentor	1	0	0	0.00
Performance				92.86



Question	The teachers illustrate the concepts through examples and applications.			
Answer	Value	No. of response(s)	Response value	Response %
● 4 – Every time	5	39	195	69.64
● 3 – Usually	4	14	56	20.00
● 2 – Occasionally/Sometimes	3	2	6	2.14
● 1– Rarely	2	1	2	0.71
● 0 – Never	1	0	0	0.00
Performance				92.50



Question	The teachers identify your strengths and encourage you by providing the right level of challenges.			
Answer	Value	No. of response(s)	Response value	Response %
● 4 – Fully	5	29	145	51.79
● 3 – Reasonably	4	21	84	30.00
● 2 – Partially	3	5	15	5.36
● 1 – Slightly	2	1	2	0.71
● 0– Unable to	1	0	0	0.00
Performance				87.86



Question	Teachers are able to identify your weaknesses and help you to overcome them.			
Answer	Value	No. of response(s)	Response value	Response %
● 4 – Every time	5	29	145	51.79
● 3 – Usually	4	19	76	27.14
● 2 – Occasionally/Sometimes	3	3	9	3.21
● 1 – Rarely	2	5	10	3.57
● 0 – Never	1	0	0	0.00
Performance				85.71



Question	The institution makes an effort to engage students in the monitoring, review and continuous quality improvement of the teaching learning process.			
Answer	Value	No. of response(s)	Response value	Response %
● 4 – Strongly agree	5	25	125	44.64
● 3 – Agree	4	21	84	30.00
● 2 – Neutral	3	9	27	9.64
● 1 – Disagree	2	1	2	0.71
● 0 – Strongly disagree	1	0	0	0.00
Performance				85.00



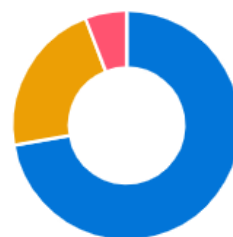
Question	The institute/ teachers use student centric methods, such as experiential learning, participative learning and problem solving methodologies for enhancing learning experiences.			
Answer	Value	No. of response(s)	Response value	Response %
● 4 – To a great extent	5	24	120	42.86
● 3 – Moderate	4	25	100	35.71
● 2 – Some what	3	5	15	5.36
● 1 – Very little	2	2	4	1.43
● 0 – Not at all	1	0	0	0.00
Performance				85.36



Question	17. Teachers encourage you to participate in extracurricular activities.			
Answer	Value	No. of response(s)	Response value	Response %
● 4 – Strongly agree	5	30	150	53.57
● 3 – Agree	4	18	72	25.71
● 2 – Neutral	3	8	24	8.57
● 1 – Disagree	2	0	0	0.00
● 0 – Strongly disagree	1	0	0	0.00
Performance				87.86

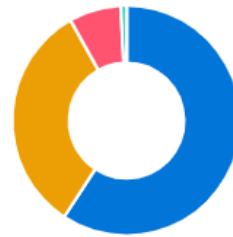


Question	The institute/ teachers make efforts to inculcate soft skills, life skills and employ ability skills to make you ready for the world of work.			
Answer	Value	No. of response(s)	Response value	Response %
● 4 – To a great extent	5	29	145	51.79
● 3 – Moderate	4	21	84	30.00
● 2 – Some what	3	6	18	6.43
● 1 – Very little	2	0	0	0.00
● 0 – Not at all	1	0	0	0.00
Performance				88.21



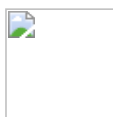
Question	What percentage of teachers use ICT tools such as LCD projectors, Multimedia, etc. while teaching.			
Answer	Value	No. of response(s)	Response value	Response %
● 4 – Above 90%	5	37	185	66.07
● 3 – 70 – 89%	4	14	56	20.00
● 2 – 50 – 69%	3	5	15	5.36
● 1 – 30 – 49%	2	0	0	0.00
● 0 – Below 29%	1	0	0	0.00
Performance				91.43

Question	The overall quality of teaching-learning process in your institute is very good.			
Answer	Value	No. of response(s)	Response value	Response %
● 4 –Strongly agree	5	29	145	51.79
● 3 – Agree	4	20	80	28.57
● 2 – Neutral	3	6	18	6.43
● 1 – Disagree	2	1	2	0.71
● 0 – Strongly disagree	1	0	0	0.00
Performance				87.50



Interpretation and Action Taken

Enter interpretation and action taken for this feedback.



Bharati Vidyapeeth's College of Engineering for Women, Katraj, Dhankawadi, Pune

Feedback Analysis

Title : Student Satisfaction Survey a.y.22-23

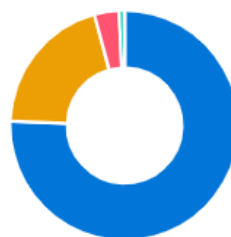
Academic Year : 2022-23

Class : SE DIV I - Sem II [Electronics and Telecommunication Engg]

Details : Activity

Total number of response(s) : 56 / 76

Question	1. How much of the syllabus was covered in the class?			
Answer	Value	No. of response(s)	Response value	Response %
● 85 to 100%	5	39	195	69.64
● 70 to 84%	4	13	52	18.57
● 55 to 69%	3	3	9	3.21
● 30 to 54%	2	1	2	0.71
● Below 30%	1	0	0	0.00
Performance				92.14



Question	How well did the teachers prepare for the classes?			
Answer	Value	No. of response(s)	Response value	Response %
● 4-Thoroughly	5	22	110	39.29
● 3 – Satisfactorily	4	32	128	45.71
● 2 – Poorly	3	2	6	2.14
● 1 – Indifferently	2	0	0	0.00
● 0 – Won't teach at all	1	0	0	0.00
Performance				87.14



Question	How well were the teachers able to communicate?			
Answer	Value	No. of response(s)	Response value	Response %
● 4 – Always effective	5	29	145	51.79
● 3 – Sometimes effective	4	19	76	27.14
● 2 – Just satisfactorily	3	7	21	7.50
● 1– Ineffective	2	1	2	0.71
● 0– Very poor communication	1	0	0	0.00
Performance				87.14



Question	The teacher's approach to teaching can best be described as			
Answer	Value	No. of response(s)	Response value	Response %
● 4– Excellent	5	16	80	28.57
● 3 – Very good	4	20	80	28.57
● 2 – Good	3	16	48	17.14
● 1 – Fair	2	4	8	2.86
● 0– Poor	1	0	0	0.00
Performance				77.14



Question	Fairness of the internal evaluation process by the teachers.			
Answer	Value	No. of response(s)	Response value	Response %
● 4 – Always fair	5	22	110	39.29
● 3 – Usually fair	4	22	88	31.43
● 2 – Sometimes unfair	3	9	27	9.64
● 1 – Usually unfair	2	2	4	1.43
● 0– Unfair	1	1	1	0.36
Performance				82.14



Question	Was your performance in assignments discussed with you?			
Answer	Value	No. of response(s)	Response value	Response %
● 4 – Every time	5	22	110	39.29
● 3 – Usually	4	22	88	31.43
● 2 – Occasionally/Sometimes	3	8	24	8.57
● 1 – Rarely	2	4	8	2.86
● 0– Never Option 1	1	0	0	0.00
Performance				82.14



Question	The institute takes active interest in promoting internship, student exchange, field visit opportunities for students.			
Answer	Value	No. of response(s)	Response value	Response %
● 4 – Regularly	5	25	125	44.64
● 3 – Often	4	17	68	24.29
● 2 – Sometimes	3	7	21	7.50
● 1 – Rarely	2	4	8	2.86
● 0– Never	1	3	3	1.07
Performance				80.36



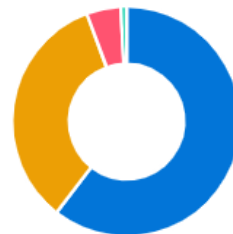
Question	The teaching and mentoring process in your institution facilitates you in cognitive, social and emotional growth			
Answer	Value	No. of response(s)	Response value	Response %
● 4 – Significantly	5	16	80	28.57
● 3 – Very well	4	25	100	35.71
● 2 – Moderately	3	12	36	12.86
● 1 – Marginally	2	3	6	2.14
● 0– Not at all	1	0	0	0.00
Performance				79.29



Question	The institution provides multiple opportunities to learn and grow.			
Answer	Value	No. of response(s)	Response value	Response %
● 4 – Strongly agree	5	19	95	33.93
● 3 – Agree	4	26	104	37.14
● 2 – Neutral	3	8	24	8.57
● 1-Disagree	2	3	6	2.14
● 0– Strongly disagree	1	0	0	0.00
Performance				81.79



Question	Teachers inform you about your expected competencies, course outcomes and programme outcomes.			
Answer	Value	No. of response(s)	Response value	Response %
● 4 – Every time	5	30	150	53.57
● 3 – Usually	4	21	84	30.00
● 2– Occasionally/Sometimes	3	4	12	4.29
● 1 – Rarely	2	1	2	0.71
● 0– Never on 1	1	0	0	0.00
Performance				88.57



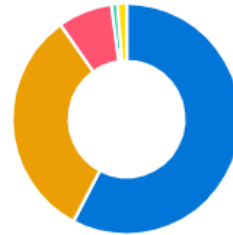
Question	Your mentor does a necessary follow-up with an assigned task to you.			
Answer	Value	No. of response(s)	Response value	Response %
● 4 – Every time	5	27	135	48.21
● 3 – Usually	4	19	76	27.14
● 2 – Occasionally/Sometimes	3	6	18	6.43
● 1 – Rarely	2	4	8	2.86
● 0 – I don't have a mentor	1	0	0	0.00
Performance				84.64



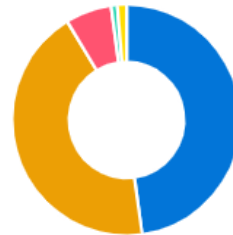
Question	The teachers illustrate the concepts through examples and applications.			
Answer	Value	No. of response(s)	Response value	Response %
● 4 – Every time	5	21	105	37.50
● 3 – Usually	4	29	116	41.43
● 2 – Occasionally/Sometimes	3	3	9	3.21
● 1– Rarely	2	3	6	2.14
● 0 – Never	1	0	0	0.00
Performance				84.29



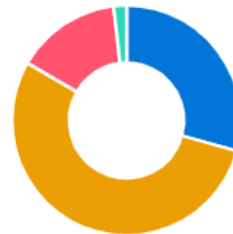
Question	The teachers identify your strengths and encourage you by providing the right level of challenges.			
Answer	Value	No. of response(s)	Response value	Response %
● 4 – Fully	5	27	135	48.21
● 3 – Reasonably	4	19	76	27.14
● 2 – Partially	3	6	18	6.43
● 1 – Slightly	2	1	2	0.71
● 0– Unable to	1	3	3	1.07
Performance				83.57



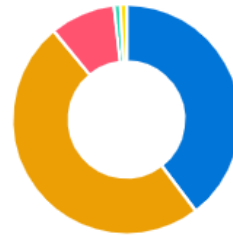
Question	Teachers are able to identify your weaknesses and help you to overcome them.			
Answer	Value	No. of response(s)	Response value	Response %
● 4 – Every time	5	22	110	39.29
● 3 – Usually	4	25	100	35.71
● 2 – Occasionally/Sometimes	3	5	15	5.36
● 1 – Rarely	2	1	2	0.71
● 0 – Never	1	3	3	1.07
Performance				82.14



Question	The institution makes an effort to engage students in the monitoring, review and continuous quality improvement of the teaching learning process.			
Answer	Value	No. of response(s)	Response value	Response %
● 4 – Strongly agree	5	13	65	23.21
● 3 – Agree	4	30	120	42.86
● 2 – Neutral	3	11	33	11.79
● 1 – Disagree	2	2	4	1.43
● 0 – Strongly disagree	1	0	0	0.00
Performance				79.29



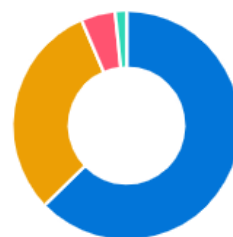
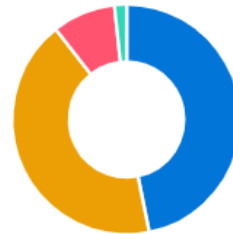
Question	The institute/ teachers use student centric methods, such as experiential learning, participative learning and problem solving methodologies for enhancing learning experiences.			
Answer	Value	No. of response(s)	Response value	Response %
● 4 – To a great extent	5	18	90	32.14
● 3 – Moderate	4	28	112	40.00
● 2 – Some what	3	7	21	7.50
● 1 – Very little	2	1	2	0.71
● 0 – Not at all	1	2	2	0.71
Performance				81.07



Question	17. Teachers encourage you to participate in extracurricular activities.			
Answer	Value	No. of response(s)	Response value	Response %
● 4 – Strongly agree	5	21	105	37.50
● 3 – Agree	4	26	104	37.14
● 2 – Neutral	3	6	18	6.43
● 1 – Disagree	2	3	6	2.14
● 0 – Strongly disagree	1	0	0	0.00
Performance				83.21



Question	The institute/ teachers make efforts to inculcate soft skills, life skills and employ ability skills to make you ready for the world of work.			
Answer	Value	No. of response(s)	Response value	Response %
● 4 – To a great extent	5	22	110	39.29
● 3 – Moderate	4	25	100	35.71
● 2 – Some what	3	7	21	7.50
● 1 – Very little	2	2	4	1.43
● 0 – Not at all	1	0	0	0.00
Performance				83.93



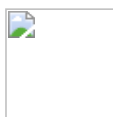
Question	What percentage of teachers use ICT tools such as LCD projectors, Multimedia, etc. while teaching.			
Answer	Value	No. of response(s)	Response value	Response %
● 4 – Above 90%	5	31	155	55.36
● 3 – 70 – 89%	4	19	76	27.14
● 2 – 50 – 69%	3	4	12	4.29
● 1 – 30 – 49%	2	2	4	1.43
● 0 – Below 29%	1	0	0	0.00
Performance				88.21

Question	The overall quality of teaching-learning process in your institute is very good.			
Answer	Value	No. of response(s)	Response value	Response %
● 4 –Strongly agree	5	17	85	30.36
● 3 – Agree	4	27	108	38.57
● 2 – Neutral	3	9	27	9.64
● 1 – Disagree	2	2	4	1.43
● 0 – Strongly disagree	1	1	1	0.36
Performance				80.36



Interpretation and Action Taken

Enter interpretation and action taken for this feedback.



Bharati Vidyapeeth's College of Engineering for Women, Katraj, Dhankawadi, Pune

Feedback Analysis

Title : Student Satisfaction Survey a.y.22-23

Academic Year : 2022-23

Class : SE DIV II - Sem II [Electronics and Telecommunication Engg]

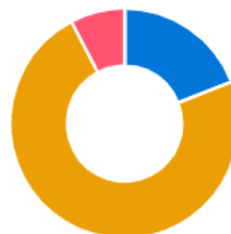
Details : Activity

Total number of response(s) : 58 / 76

Question	1. How much of the syllabus was covered in the class?			
Answer	Value	No. of response(s)	Response value	Response %
● 85 to 100%	5	31	155	53.45
● 70 to 84%	4	23	92	31.72
● 55 to 69%	3	4	12	4.14
● 30 to 54%	2	0	0	0.00
● Below 30%	1	0	0	0.00
Performance				89.31



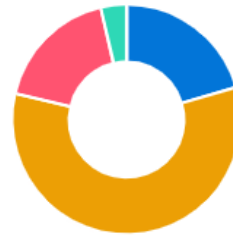
Question	How well did the teachers prepare for the classes?			
Answer	Value	No. of response(s)	Response value	Response %
● 4-Thoroughly	5	9	45	15.52
● 3 – Satisfactorily	4	43	172	59.31
● 2 – Poorly	3	6	18	6.21
● 1 – Indifferently	2	0	0	0.00
● 0 – Won't teach at all	1	0	0	0.00
Performance				81.03



Question	How well were the teachers able to communicate?			
Answer	Value	No. of response(s)	Response value	Response %
● 4 – Always effective	5	24	120	41.38
● 3 – Sometimes effective	4	24	96	33.10
● 2 – Just satisfactorily	3	10	30	10.34
● 1– Ineffective	2	0	0	0.00
● 0– Very poor communication	1	0	0	0.00
Performance				84.83



Question	The teacher's approach to teaching can best be described as			
Answer	Value	No. of response(s)	Response value	Response %
● 4– Excellent	5	9	45	15.52
● 3 – Very good	4	32	128	44.14
● 2 – Good	3	13	39	13.45
● 1 – Fair	2	4	8	2.76
● 0– Poor	1	0	0	0.00
Performance				75.86



Question	Fairness of the internal evaluation process by the teachers.			
Answer	Value	No. of response(s)	Response value	Response %
● 4 – Always fair	5	17	85	29.31
● 3 – Usually fair	4	31	124	42.76
● 2 – Sometimes unfair	3	8	24	8.28
● 1 – Usually unfair	2	1	2	0.69
● 0– Unfair	1	1	1	0.34
Performance				81.38



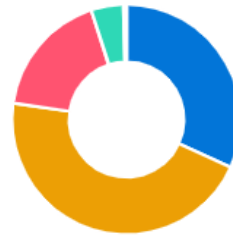
Question	Was your performance in assignments discussed with you?			
Answer	Value	No. of response(s)	Response value	Response %
● 4 – Every time	5	25	125	43.10
● 3 – Usually	4	24	96	33.10
● 2 – Occasionally/Sometimes	3	6	18	6.21
● 1 – Rarely	2	2	4	1.38
● 0– Never Option 1	1	1	1	0.34
Performance				84.14



Question	The institute takes active interest in promoting internship, student exchange, field visit opportunities for students.			
Answer	Value	No. of response(s)	Response value	Response %
● 4 – Regularly	5	25	125	43.10
● 3 – Often	4	16	64	22.07
● 2 – Sometimes	3	9	27	9.31
● 1 – Rarely	2	5	10	3.45
● 0– Never	1	3	3	1.03
Performance				78.97



Question	The teaching and mentoring process in your institution facilitates you in cognitive, social and emotional growth			
Answer	Value	No. of response(s)	Response value	Response %
● 4 – Significantly	5	14	70	24.14
● 3 – Very well	4	25	100	34.48
● 2 – Moderately	3	13	39	13.45
● 1 – Marginally	2	5	10	3.45
● 0– Not at all	1	1	1	0.34
Performance				75.86



Question	The institution provides multiple opportunities to learn and grow.			
Answer	Value	No. of response(s)	Response value	Response %
● 4 – Strongly agree	5	17	85	29.31
● 3 – Agree	4	25	100	34.48
● 2 – Neutral	3	11	33	11.38
● 1-Disagree	2	5	10	3.45
● 0– Strongly disagree	1	0	0	0.00
Performance				78.62



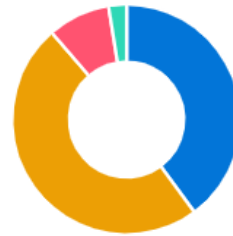
Question	Teachers inform you about your expected competencies, course outcomes and programme outcomes.			
Answer	Value	No. of response(s)	Response value	Response %
● 4 – Every time	5	25	125	43.10
● 3 – Usually	4	28	112	38.62
● 2– Occasionally/Sometimes	3	4	12	4.14
● 1 – Rarely	2	1	2	0.69
● 0– Never on 1	1	0	0	0.00
Performance				86.55



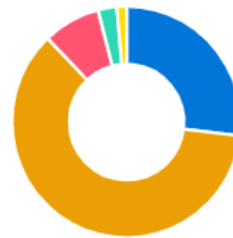
Question	Your mentor does a necessary follow-up with an assigned task to you.			
Answer	Value	No. of response(s)	Response value	Response %
● 4 – Every time	5	27	135	46.55
● 3 – Usually	4	22	88	30.34
● 2 – Occasionally/Sometimes	3	4	12	4.14
● 1 – Rarely	2	5	10	3.45
● 0 – I don't have a mentor	1	0	0	0.00
Performance				84.48



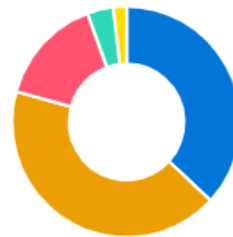
Question	The teachers illustrate the concepts through examples and applications.			
Answer	Value	No. of response(s)	Response value	Response %
● 4 – Every time	5	19	95	32.76
● 3 – Usually	4	29	116	40.00
● 2 – Occasionally/Sometimes	3	7	21	7.24
● 1– Rarely	2	3	6	2.07
● 0 – Never	1	0	0	0.00
Performance				82.07



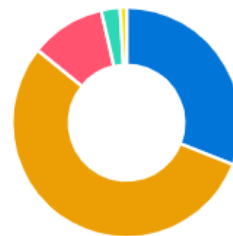
Question	The teachers identify your strengths and encourage you by providing the right level of challenges.			
Answer	Value	No. of response(s)	Response value	Response %
● 4 – Fully	5	12	60	20.69
● 3 – Reasonably	4	34	136	46.90
● 2 – Partially	3	6	18	6.21
● 1 – Slightly	2	3	6	2.07
● 0– Unable to	1	3	3	1.03
Performance				76.90



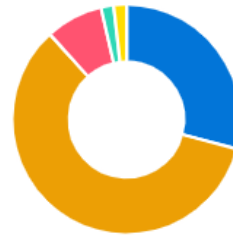
Question	Teachers are able to identify your weaknesses and help you to overcome them.			
Answer	Value	No. of response(s)	Response value	Response %
● 4 – Every time	5	16	80	27.59
● 3 – Usually	4	23	92	31.72
● 2 – Occasionally/Sometimes	3	11	33	11.38
● 1 – Rarely	2	4	8	2.76
● 0 – Never	1	4	4	1.38
Performance				74.83



Question	The institution makes an effort to engage students in the monitoring, review and continuous quality improvement of the teaching learning process.			
Answer	Value	No. of response(s)	Response value	Response %
● 4 – Strongly agree	5	14	70	24.14
● 3 – Agree	4	31	124	42.76
● 2 – Neutral	3	8	24	8.28
● 1 – Disagree	2	3	6	2.07
● 0 – Strongly disagree	1	2	2	0.69
Performance				77.93



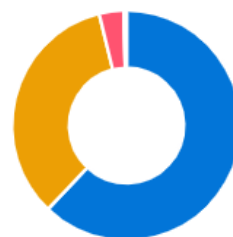
Question	The institute/ teachers use student centric methods, such as experiential learning, participative learning and problem solving methodologies for enhancing learning experiences.			
Answer	Value	No. of response(s)	Response value	Response %
● 4 – To a great extent	5	13	65	22.41
● 3 – Moderate	4	33	132	45.52
● 2 – Some what	3	6	18	6.21
● 1 – Very little	2	2	4	1.38
● 0 – Not at all	1	4	4	1.38
Performance				76.90



Question	17. Teachers encourage you to participate in extracurricular activities.			
Answer	Value	No. of response(s)	Response value	Response %
● 4 – Strongly agree	5	17	85	29.31
● 3 – Agree	4	29	116	40.00
● 2 – Neutral	3	7	21	7.24
● 1 – Disagree	2	5	10	3.45
● 0 – Strongly disagree	1	0	0	0.00
Performance				80.00

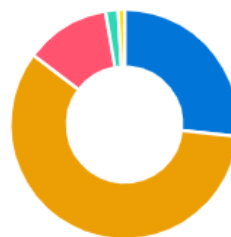


Question	The institute/ teachers make efforts to inculcate soft skills, life skills and employ ability skills to make you ready for the world of work.			
Answer	Value	No. of response(s)	Response value	Response %
● 4 – To a great extent	5	26	130	44.83
● 3 – Moderate	4	23	92	31.72
● 2 – Some what	3	4	12	4.14
● 1 – Very little	2	4	8	2.76
● 0 – Not at all	1	1	1	0.34
Performance				83.79



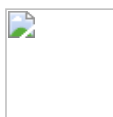
Question	What percentage of teachers use ICT tools such as LCD projectors, Multimedia, etc. while teaching.			
Answer	Value	No. of response(s)	Response value	Response %
● 4 – Above 90%	5	32	160	55.17
● 3 – 70 – 89%	4	22	88	30.34
● 2 – 50 – 69%	3	3	9	3.10
● 1 – 30 – 49%	2	0	0	0.00
● 0 – Below 29%	1	1	1	0.34
Performance				88.97

Question	The overall quality of teaching-learning process in your institute is very good.			
Answer	Value	No. of response(s)	Response value	Response %
● 4 –Strongly agree	5	12	60	20.69
● 3 – Agree	4	33	132	45.52
● 2 – Neutral	3	9	27	9.31
● 1 – Disagree	2	2	4	1.38
● 0 – Strongly disagree	1	2	2	0.69
Performance				77.59



Interpretation and Action Taken

Enter interpretation and action taken for this feedback.



Bharati Vidyapeeth's College of Engineering for Women, Katraj, Dhankawadi, Pune

Feedback Analysis

Title : NAAC Student Satisfaction Survey A.Y.22-23

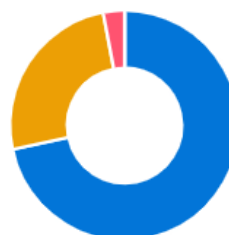
Academic Year : 2022-23

Class : TE DIV I - Sem II [Electronics and Telecommunication Engg]

Details : Activity

Total number of response(s) : 65 / 74

Question	1. How much of the syllabus was covered in the class?			
Answer	Value	No. of response(s)	Response value	Response %
● 85 to 100%	5	43	215	66.15
● 70 to 84%	4	19	76	23.38
● 55 to 69%	3	3	9	2.77
● 30 to 54%	2	0	0	0.00
● Below 30%	1	0	0	0.00
Performance				92.31



Question	How well did the teachers prepare for the classes?			
Answer	Value	No. of response(s)	Response value	Response %
● 4-Thoroughly	5	25	125	38.46
● 3 – Satisfactorily	4	39	156	48.00
● 2 – Poorly	3	0	0	0.00
● 1 – Indifferently	2	1	2	0.62
● 0 – Won't teach at all	1	0	0	0.00
Performance				87.08



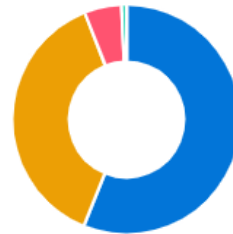
Question	How well were the teachers able to communicate?			
Answer	Value	No. of response(s)	Response value	Response %
● 4 – Always effective	5	35	175	53.85
● 3 – Sometimes effective	4	25	100	30.77
● 2 – Just satisfactorily	3	5	15	4.62
● 1- Ineffective	2	0	0	0.00
● 0- Very poor communication	1	0	0	0.00
Performance				89.23



Question	The teacher's approach to teaching can best be described as			
Answer	Value	No. of response(s)	Response value	Response %
● 4– Excellent	5	19	95	29.23
● 3 – Very good	4	34	136	41.85
● 2 – Good	3	11	33	10.15
● 1 – Fair	2	1	2	0.62
● 0– Poor	1	0	0	0.00
Performance				81.85



Question	Fairness of the internal evaluation process by the teachers.			
Answer	Value	No. of response(s)	Response value	Response %
● 4 – Always fair	5	32	160	49.23
● 3 – Usually fair	4	27	108	33.23
● 2 – Sometimes unfair	3	5	15	4.62
● 1 – Usually unfair	2	1	2	0.62
● 0– Unfair	1	0	0	0.00
Performance				87.69



Question	Was your performance in assignments discussed with you?			
Answer	Value	No. of response(s)	Response value	Response %
● 4 – Every time	5	28	140	43.08
● 3 – Usually	4	26	104	32.00
● 2 – Occasionally/Sometimes	3	5	15	4.62
● 1 – Rarely	2	6	12	3.69
● 0– Never Option 1	1	0	0	0.00
Performance				83.38



Question	The institute takes active interest in promoting internship, student exchange, field visit opportunities for students.			
Answer	Value	No. of response(s)	Response value	Response %
● 4 – Regularly	5	39	195	60.00
● 3 – Often	4	19	76	23.38
● 2 – Sometimes	3	6	18	5.54
● 1 – Rarely	2	0	0	0.00
● 0– Never	1	1	1	0.31
Performance				89.23



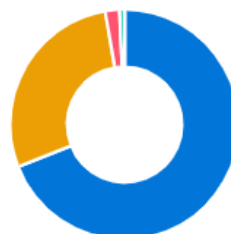
Question	The teaching and mentoring process in your institution facilitates you in cognitive, social and emotional growth			
Answer	Value	No. of response(s)	Response value	Response %
● 4 – Significantly	5	27	135	41.54
● 3 – Very well	4	25	100	30.77
● 2 – Moderately	3	11	33	10.15
● 1 – Marginally	2	2	4	1.23
● 0– Not at all	1	0	0	0.00
Performance				83.69



Question	The institution provides multiple opportunities to learn and grow.			
Answer	Value	No. of response(s)	Response value	Response %
● 4 – Strongly agree	5	27	135	41.54
● 3 – Agree	4	30	120	36.92
● 2 – Neutral	3	5	15	4.62
● 1-Disagree	2	2	4	1.23
● 0– Strongly disagree	1	1	1	0.31
Performance				84.62



Question	Teachers inform you about your expected competencies, course outcomes and programme outcomes.			
Answer	Value	No. of response(s)	Response value	Response %
● 4 – Every time	5	41	205	63.08
● 3 – Usually	4	21	84	25.85
● 2– Occasionally/Sometimes	3	2	6	1.85
● 1 – Rarely	2	1	2	0.62
● 0– Never on 1	1	0	0	0.00
Performance				91.38



Question	Your mentor does a necessary follow-up with an assigned task to you.			
Answer	Value	No. of response(s)	Response value	Response %
● 4 – Every time	5	40	200	61.54
● 3 – Usually	4	15	60	18.46
● 2 – Occasionally/Sometimes	3	8	24	7.38
● 1 – Rarely	2	2	4	1.23
● 0 – I don't have a mentor	1	0	0	0.00
Performance				88.62



Question	The teachers illustrate the concepts through examples and applications.			
Answer	Value	No. of response(s)	Response value	Response %
● 4 – Every time	5	29	145	44.62
● 3 – Usually	4	30	120	36.92
● 2 – Occasionally/Sometimes	3	5	15	4.62
● 1– Rarely	2	1	2	0.62
● 0 – Never	1	0	0	0.00
Performance				86.77



Question	The teachers identify your strengths and encourage you by providing the right level of challenges.			
Answer	Value	No. of response(s)	Response value	Response %
● 4 – Fully	5	28	140	43.08
● 3 – Reasonably	4	30	120	36.92
● 2 – Partially	3	5	15	4.62
● 1 – Slightly	2	1	2	0.62
● 0– Unable to	1	1	1	0.31
Performance				85.54



Question	Teachers are able to identify your weaknesses and help you to overcome them.			
Answer	Value	No. of response(s)	Response value	Response %
● 4 – Every time	5	23	115	35.38
● 3 – Usually	4	30	120	36.92
● 2 – Occasionally/Sometimes	3	6	18	5.54
● 1 – Rarely	2	5	10	3.08
● 0 – Never	1	1	1	0.31
Performance				81.23



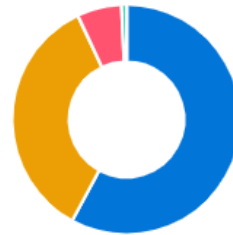
Question	The institution makes an effort to engage students in the monitoring, review and continuous quality improvement of the teaching learning process.			
Answer	Value	No. of response(s)	Response value	Response %
● 4 – Strongly agree	5	27	135	41.54
● 3 – Agree	4	31	124	38.15
● 2 – Neutral	3	6	18	5.54
● 1 – Disagree	2	0	0	0.00
● 0 – Strongly disagree	1	1	1	0.31
Performance				85.54



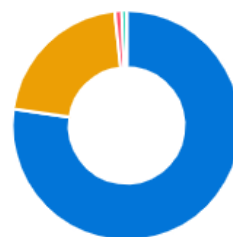
Question	The institute/ teachers use student centric methods, such as experiential learning, participative learning and problem solving methodologies for enhancing learning experiences.			
Answer	Value	No. of response(s)	Response value	Response %
● 4 – To a great extent	5	28	140	43.08
● 3 – Moderate	4	27	108	33.23
● 2 – Some what	3	9	27	8.31
● 1 – Very little	2	1	2	0.62
● 0 – Not at all	1	0	0	0.00
Performance				85.23



Question	17. Teachers encourage you to participate in extracurricular activities.			
Answer	Value	No. of response(s)	Response value	Response %
● 4 – Strongly agree	5	33	165	50.77
● 3 – Agree	4	25	100	30.77
● 2 – Neutral	3	6	18	5.54
● 1 – Disagree	2	1	2	0.62
● 0 – Strongly disagree	1	0	0	0.00
Performance				87.69



Question	The institute/ teachers make efforts to inculcate soft skills, life skills and employ ability skills to make you ready for the world of work.			
Answer	Value	No. of response(s)	Response value	Response %
● 4 – To a great extent	5	33	165	50.77
● 3 – Moderate	4	28	112	34.46
● 2 – Some what	3	3	9	2.77
● 1 – Very little	2	1	2	0.62
● 0 – Not at all	1	0	0	0.00
Performance				88.62



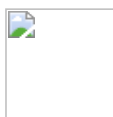
Question	What percentage of teachers use ICT tools such as LCD projectors, Multimedia, etc. while teaching.			
Answer	Value	No. of response(s)	Response value	Response %
● 4 – Above 90%	5	47	235	72.31
● 3 – 70 – 89%	4	16	64	19.69
● 2 – 50 – 69%	3	1	3	0.92
● 1 – 30 – 49%	2	1	2	0.62
● 0 – Below 29%	1	0	0	0.00
Performance				93.54

Question	The overall quality of teaching-learning process in your institute is very good.			
Answer	Value	No. of response(s)	Response value	Response %
● 4 –Strongly agree	5	21	105	32.31
● 3 – Agree	4	38	152	46.77
● 2 – Neutral	3	6	18	5.54
● 1 – Disagree	2	0	0	0.00
● 0 – Strongly disagree	1	0	0	0.00
Performance				84.62



Interpretation and Action Taken

Enter interpretation and action taken for this feedback.



Bharati Vidyapeeth's College of Engineering for Women, Katraj, Dhankawadi, Pune

Feedback Analysis

Title : NAAC Student Satisfaction Survey A.Y.22-23

Academic Year : 2022-23

Class : TE DIV II - Sem II [Electronics and Telecommunication Engg]

Details : Activity

Total number of response(s) : 54 / 74

Question	1. How much of the syllabus was covered in the class?			
Answer	Value	No. of response(s)	Response value	Response %
● 85 to 100%	5	33	165	61.11
● 70 to 84%	4	19	76	28.15
● 55 to 69%	3	2	6	2.22
● 30 to 54%	2	0	0	0.00
● Below 30%	1	0	0	0.00
Performance				91.48



Question	How well did the teachers prepare for the classes?			
Answer	Value	No. of response(s)	Response value	Response %
● 4-Thoroughly	5	22	110	40.74
● 3 – Satisfactorily	4	30	120	44.44
● 2 – Poorly	3	2	6	2.22
● 1 – Indifferently	2	0	0	0.00
● 0 – Won't teach at all	1	0	0	0.00
Performance				87.41



Question	How well were the teachers able to communicate?			
Answer	Value	No. of response(s)	Response value	Response %
● 4 – Always effective	5	31	155	57.41
● 3 – Sometimes effective	4	17	68	25.19
● 2 – Just satisfactorily	3	6	18	6.67
● 1- Ineffective	2	0	0	0.00
● 0- Very poor communication	1	0	0	0.00
Performance				89.26



Question	The teacher's approach to teaching can best be described as			
Answer	Value	No. of response(s)	Response value	Response %
● 4– Excellent	5	22	110	40.74
● 3 – Very good	4	21	84	31.11
● 2 – Good	3	9	27	10.00
● 1 – Fair	2	2	4	1.48
● 0– Poor	1	0	0	0.00
Performance				83.33



Question	Fairness of the internal evaluation process by the teachers.			
Answer	Value	No. of response(s)	Response value	Response %
● 4 – Always fair	5	29	145	53.70
● 3 – Usually fair	4	20	80	29.63
● 2 – Sometimes unfair	3	5	15	5.56
● 1 – Usually unfair	2	0	0	0.00
● 0– Unfair	1	0	0	0.00
Performance				88.89



Question	Was your performance in assignments discussed with you?			
Answer	Value	No. of response(s)	Response value	Response %
● 4 – Every time	5	27	135	50.00
● 3 – Usually	4	15	60	22.22
● 2 – Occasionally/Sometimes	3	9	27	10.00
● 1 – Rarely	2	3	6	2.22
● 0– Never Option 1	1	0	0	0.00
Performance				84.44



Question	The institute takes active interest in promoting internship, student exchange, field visit opportunities for students.			
Answer	Value	No. of response(s)	Response value	Response %
● 4 – Regularly	5	30	150	55.56
● 3 – Often	4	17	68	25.19
● 2 – Sometimes	3	6	18	6.67
● 1 – Rarely	2	1	2	0.74
● 0– Never	1	0	0	0.00
Performance				88.15



Question	The teaching and mentoring process in your institution facilitates you in cognitive, social and emotional growth			
Answer	Value	No. of response(s)	Response value	Response %
● 4 – Significantly	5	23	115	42.59
● 3 – Very well	4	21	84	31.11
● 2 – Moderately	3	10	30	11.11
● 1 – Marginally	2	0	0	0.00
● 0– Not at all	1	0	0	0.00
Performance				84.81



Question	The institution provides multiple opportunities to learn and grow.			
Answer	Value	No. of response(s)	Response value	Response %
● 4 – Strongly agree	5	24	120	44.44
● 3 – Agree	4	20	80	29.63
● 2 – Neutral	3	9	27	10.00
● 1-Disagree	2	1	2	0.74
● 0– Strongly disagree	1	0	0	0.00
Performance				84.81



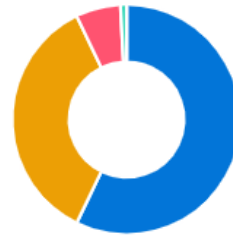
Question	Teachers inform you about your expected competencies, course outcomes and programme outcomes.			
Answer	Value	No. of response(s)	Response value	Response %
● 4 – Every time	5	33	165	61.11
● 3 – Usually	4	14	56	20.74
● 2– Occasionally/Sometimes	3	7	21	7.78
● 1 – Rarely	2	0	0	0.00
● 0– Never on 1	1	0	0	0.00
Performance				89.63



Question	Your mentor does a necessary follow-up with an assigned task to you.			
Answer	Value	No. of response(s)	Response value	Response %
● 4 – Every time	5	30	150	55.56
● 3 – Usually	4	16	64	23.70
● 2 – Occasionally/Sometimes	3	8	24	8.89
● 1 – Rarely	2	0	0	0.00
● 0 – I don't have a mentor	1	0	0	0.00
Performance				88.15



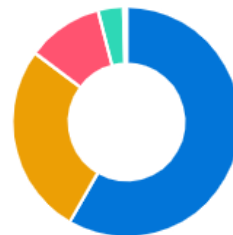
Question	The teachers illustrate the concepts through examples and applications.			
Answer	Value	No. of response(s)	Response value	Response %
● 4 – Every time	5	27	135	50.00
● 3 – Usually	4	21	84	31.11
● 2 – Occasionally/Sometimes	3	5	15	5.56
● 1 – Rarely	2	1	2	0.74
● 0 – Never	1	0	0	0.00
Performance				87.41



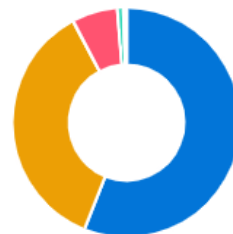
Question	The teachers identify your strengths and encourage you by providing the right level of challenges.			
Answer	Value	No. of response(s)	Response value	Response %
● 4 – Fully	5	27	135	50.00
● 3 – Reasonably	4	19	76	28.15
● 2 – Partially	3	5	15	5.56
● 1 – Slightly	2	3	6	2.22
● 0 – Unable to	1	0	0	0.00
Performance				85.93



Question	Teachers are able to identify your weaknesses and help you to overcome them.			
Answer	Value	No. of response(s)	Response value	Response %
● 4 – Every time	5	26	130	48.15
● 3 – Usually	4	15	60	22.22
● 2 – Occasionally/Sometimes	3	8	24	8.89
● 1 – Rarely	2	4	8	2.96
● 0 – Never	1	1	1	0.37
Performance				82.59



Question	The institution makes an effort to engage students in the monitoring, review and continuous quality improvement of the teaching learning process.			
Answer	Value	No. of response(s)	Response value	Response %
● 4 – Strongly agree	5	26	130	48.15
● 3 – Agree	4	21	84	31.11
● 2 – Neutral	3	5	15	5.56
● 1 – Disagree	2	1	2	0.74
● 0 – Strongly disagree	1	1	1	0.37
Performance				85.93



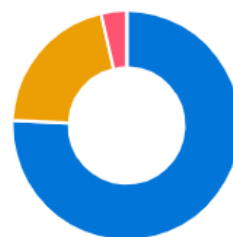
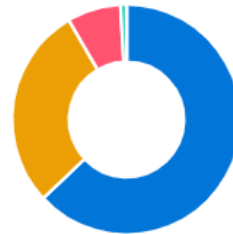
Question	The institute/ teachers use student centric methods, such as experiential learning, participative learning and problem solving methodologies for enhancing learning experiences.			
Answer	Value	No. of response(s)	Response value	Response %
● 4 – To a great extent	5	26	130	48.15
● 3 – Moderate	4	22	88	32.59
● 2 – Some what	3	4	12	4.44
● 1 – Very little	2	2	4	1.48
● 0 – Not at all	1	0	0	0.00
Performance				86.67



Question	17. Teachers encourage you to participate in extracurricular activities.			
Answer	Value	No. of response(s)	Response value	Response %
● 4 – Strongly agree	5	29	145	53.70
● 3 – Agree	4	16	64	23.70
● 2 – Neutral	3	9	27	10.00
● 1 – Disagree	2	0	0	0.00
● 0 – Strongly disagree	1	0	0	0.00
Performance				87.41



Question	The institute/ teachers make efforts to inculcate soft skills, life skills and employ ability skills to make you ready for the world of work.			
Answer	Value	No. of response(s)	Response value	Response %
● 4 – To a great extent	5	30	150	55.56
● 3 – Moderate	4	17	68	25.19
● 2 – Some what	3	6	18	6.67
● 1 – Very little	2	1	2	0.74
● 0 – Not at all	1	0	0	0.00
Performance				88.15



Question	What percentage of teachers use ICT tools such as LCD projectors, Multimedia, etc. while teaching.			
Answer	Value	No. of response(s)	Response value	Response %
● 4 – Above 90%	5	38	190	70.37
● 3 – 70 – 89%	4	13	52	19.26
● 2 – 50 – 69%	3	3	9	3.33
● 1 – 30 – 49%	2	0	0	0.00
● 0 – Below 29%	1	0	0	0.00
Performance				92.96

Question	The overall quality of teaching-learning process in your institute is very good.			
Answer	Value	No. of response(s)	Response value	Response %
● 4 –Strongly agree	5	24	120	44.44
● 3 – Agree	4	21	84	31.11
● 2 – Neutral	3	9	27	10.00
● 1 – Disagree	2	0	0	0.00
● 0 – Strongly disagree	1	0	0	0.00
Performance				85.56



Interpretation and Action Taken

Enter interpretation and action taken for this feedback.



Bharati Vidyapeeth's College of Engineering for Women, Katraj, Dhankawadi, Pune

Feedback Analysis

Title : Student Satisfaction Survey A.Y.22-23

Academic Year : 2022-23

Class : BE DIV I - Sem II [Electronics and Telecommunication Engg]

Details : Activity

Total number of response(s) : 2 / 45

Question	1. How much of the syllabus was covered in the class?			
Answer	Value	No. of response(s)	Response value	Response %
● 85 to 100%	5	2	10	100.00
● 70 to 84%	4	0	0	0.00
● 55 to 69%	3	0	0	0.00
● 30 to 54%	2	0	0	0.00
● Below 30%	1	0	0	0.00
Performance				100.00



Question	How well did the teachers prepare for the classes?			
Answer	Value	No. of response(s)	Response value	Response %
● 4-Thoroughly	5	2	10	100.00
● 3 – Satisfactorily	4	0	0	0.00
● 2 – Poorly	3	0	0	0.00
● 1 – Indifferently	2	0	0	0.00
● 0 – Won't teach at all	1	0	0	0.00
Performance				100.00



Question	How well were the teachers able to communicate?			
Answer	Value	No. of response(s)	Response value	Response %
● 4 – Always effective	5	2	10	100.00
● 3 – Sometimes effective	4	0	0	0.00
● 2 – Just satisfactorily	3	0	0	0.00
● 1– Ineffective	2	0	0	0.00
● 0– Very poor communication	1	0	0	0.00
Performance				100.00



Question	The teacher's approach to teaching can best be described as			
Answer	Value	No. of response(s)	Response value	Response %
● 4– Excellent	5	2	10	100.00
● 3 – Very good	4	0	0	0.00
● 2 – Good	3	0	0	0.00
● 1 – Fair	2	0	0	0.00
● 0– Poor	1	0	0	0.00
Performance				100.00



Question	Fairness of the internal evaluation process by the teachers.			
Answer	Value	No. of response(s)	Response value	Response %
● 4 – Always fair	5	2	10	100.00
● 3 – Usually fair	4	0	0	0.00
● 2 – Sometimes unfair	3	0	0	0.00
● 1 – Usually unfair	2	0	0	0.00
● 0– Unfair	1	0	0	0.00
Performance				100.00



Question	Was your performance in assignments discussed with you?			
Answer	Value	No. of response(s)	Response value	Response %
● 4 – Every time	5	2	10	100.00
● 3 – Usually	4	0	0	0.00
● 2 – Occasionally/Sometimes	3	0	0	0.00
● 1 – Rarely	2	0	0	0.00
● 0– Never Option 1	1	0	0	0.00
Performance				100.00



Question	The institute takes active interest in promoting internship, student exchange, field visit opportunities for students.			
Answer	Value	No. of response(s)	Response value	Response %
● 4 – Regularly	5	2	10	100.00
● 3 – Often	4	0	0	0.00
● 2 – Sometimes	3	0	0	0.00
● 1 – Rarely	2	0	0	0.00
● 0– Never	1	0	0	0.00
Performance				100.00



Question	The teaching and mentoring process in your institution facilitates you in cognitive, social and emotional growth			
Answer	Value	No. of response(s)	Response value	Response %
● 4 – Significantly	5	2	10	100.00
● 3 – Very well	4	0	0	0.00
● 2 – Moderately	3	0	0	0.00
● 1 – Marginally	2	0	0	0.00
● 0– Not at all	1	0	0	0.00
Performance				100.00



Question	The institution provides multiple opportunities to learn and grow.			
Answer	Value	No. of response(s)	Response value	Response %
● 4 – Strongly agree	5	2	10	100.00
● 3 – Agree	4	0	0	0.00
● 2 – Neutral	3	0	0	0.00
● 1-Disagree	2	0	0	0.00
● 0– Strongly disagree	1	0	0	0.00
Performance				100.00



Question	Teachers inform you about your expected competencies, course outcomes and programme outcomes.			
Answer	Value	No. of response(s)	Response value	Response %
● 4 – Every time	5	2	10	100.00
● 3 – Usually	4	0	0	0.00
● 2– Occasionally/Sometimes	3	0	0	0.00
● 1 – Rarely	2	0	0	0.00
● 0– Never on 1	1	0	0	0.00
Performance				100.00



Question	Your mentor does a necessary follow-up with an assigned task to you.			
Answer	Value	No. of response(s)	Response value	Response %
● 4 – Every time	5	2	10	100.00
● 3 – Usually	4	0	0	0.00
● 2 – Occasionally/Sometimes	3	0	0	0.00
● 1 – Rarely	2	0	0	0.00
● 0 – I don't have a mentor	1	0	0	0.00
Performance				100.00



Question	The teachers illustrate the concepts through examples and applications.			
Answer	Value	No. of response(s)	Response value	Response %
● 4 – Every time	5	2	10	100.00
● 3 – Usually	4	0	0	0.00
● 2 – Occasionally/Sometimes	3	0	0	0.00
● 1– Rarely	2	0	0	0.00
● 0 – Never	1	0	0	0.00
Performance				100.00



Question	The teachers identify your strengths and encourage you by providing the right level of challenges.			
Answer	Value	No. of response(s)	Response value	Response %
● 4 – Fully	5	2	10	100.00
● 3 – Reasonably	4	0	0	0.00
● 2 – Partially	3	0	0	0.00
● 1 – Slightly	2	0	0	0.00
● 0– Unable to	1	0	0	0.00
Performance				100.00



Question	Teachers are able to identify your weaknesses and help you to overcome them.			
Answer	Value	No. of response(s)	Response value	Response %
● 4 – Every time	5	2	10	100.00
● 3 – Usually	4	0	0	0.00
● 2 – Occasionally/Sometimes	3	0	0	0.00
● 1 – Rarely	2	0	0	0.00
● 0 – Never	1	0	0	0.00
Performance				100.00



Question	The institution makes an effort to engage students in the monitoring, review and continuous quality improvement of the teaching learning process.			
Answer	Value	No. of response(s)	Response value	Response %
● 4 – Strongly agree	5	2	10	100.00
● 3 – Agree	4	0	0	0.00
● 2 – Neutral	3	0	0	0.00
● 1 – Disagree	2	0	0	0.00
● 0 – Strongly disagree	1	0	0	0.00
Performance				100.00



Question	The institute/ teachers use student centric methods, such as experiential learning, participative learning and problem solving methodologies for enhancing learning experiences.			
Answer	Value	No. of response(s)	Response value	Response %
● 4 – To a great extent	5	2	10	100.00
● 3 – Moderate	4	0	0	0.00
● 2 – Some what	3	0	0	0.00
● 1 – Very little	2	0	0	0.00
● 0 – Not at all	1	0	0	0.00
Performance				100.00



Question	17. Teachers encourage you to participate in extracurricular activities.			
Answer	Value	No. of response(s)	Response value	Response %
● 4 – Strongly agree	5	2	10	100.00
● 3 – Agree	4	0	0	0.00
● 2 – Neutral	3	0	0	0.00
● 1 – Disagree	2	0	0	0.00
● 0 – Strongly disagree	1	0	0	0.00
Performance				100.00



Question	The institute/ teachers make efforts to inculcate soft skills, life skills and employ ability skills to make you ready for the world of work.			
Answer	Value	No. of response(s)	Response value	Response %
● 4 – To a great extent	5	2	10	100.00
● 3 – Moderate	4	0	0	0.00
● 2 – Some what	3	0	0	0.00
● 1 – Very little	2	0	0	0.00
● 0 – Not at all	1	0	0	0.00
Performance				100.00



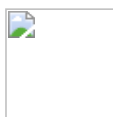
Question	What percentage of teachers use ICT tools such as LCD projectors, Multimedia, etc. while teaching.			
Answer	Value	No. of response(s)	Response value	Response %
4 – Above 90%	5	2	10	100.00
3 – 70 – 89%	4	0	0	0.00
2 – 50 – 69%	3	0	0	0.00
1 – 30 – 49%	2	0	0	0.00
0 – Below 29%	1	0	0	0.00
Performance				100.00

Question	The overall quality of teaching-learning process in your institute is very good.			
Answer	Value	No. of response(s)	Response value	Response %
4 – Strongly agree	5	2	10	100.00
3 – Agree	4	0	0	0.00
2 – Neutral	3	0	0	0.00
1 – Disagree	2	0	0	0.00
0 – Strongly disagree	1	0	0	0.00
Performance				100.00



Interpretation and Action Taken

Enter interpretation and action taken for this feedback.



Bharati Vidyapeeth's College of Engineering for Women, Katraj, Dhankawadi, Pune

Feedback Analysis

Title : Student Satisfaction Survey A.Y.22-23

Academic Year : 2022-23

Class : BE DIV II - Sem II [Electronics and Telecommunication Engg]

Details : Activity

Total number of response(s) : 23 / 45

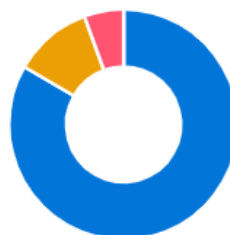
Question	1. How much of the syllabus was covered in the class?			
Answer	Value	No. of response(s)	Response value	Response %
● 85 to 100%	5	21	105	91.30
● 70 to 84%	4	2	8	6.96
● 55 to 69%	3	0	0	0.00
● 30 to 54%	2	0	0	0.00
● Below 30%	1	0	0	0.00
Performance				98.26



Question	How well did the teachers prepare for the classes?			
Answer	Value	No. of response(s)	Response value	Response %
● 4-Thoroughly	5	15	75	65.22
● 3 – Satisfactorily	4	8	32	27.83
● 2 – Poorly	3	0	0	0.00
● 1 – Indifferently	2	0	0	0.00
● 0 – Won't teach at all	1	0	0	0.00
Performance				93.04



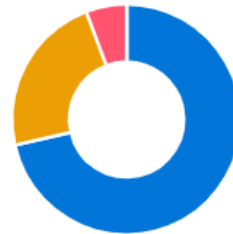
Question	How well were the teachers able to communicate?			
Answer	Value	No. of response(s)	Response value	Response %
● 4 – Always effective	5	18	90	78.26
● 3 – Sometimes effective	4	3	12	10.43
● 2 – Just satisfactorily	3	2	6	5.22
● 1- Ineffective	2	0	0	0.00
● 0- Very poor communication	1	0	0	0.00
Performance				93.91



Question	The teacher's approach to teaching can best be described as			
Answer	Value	No. of response(s)	Response value	Response %
● 4– Excellent	5	12	60	52.17
● 3 – Very good	4	7	28	24.35
● 2 – Good	3	3	9	7.83
● 1 – Fair	2	1	2	1.74
● 0– Poor	1	0	0	0.00
Performance				86.09



Question	Fairness of the internal evaluation process by the teachers.			
Answer	Value	No. of response(s)	Response value	Response %
● 4 – Always fair	5	15	75	65.22
● 3 – Usually fair	4	6	24	20.87
● 2 – Sometimes unfair	3	2	6	5.22
● 1 – Usually unfair	2	0	0	0.00
● 0– Unfair	1	0	0	0.00
Performance				91.30



Question	Was your performance in assignments discussed with you?			
Answer	Value	No. of response(s)	Response value	Response %
● 4 – Every time	5	13	65	56.52
● 3 – Usually	4	6	24	20.87
● 2 – Occasionally/Sometimes	3	4	12	10.43
● 1 – Rarely	2	0	0	0.00
● 0– Never Option 1	1	0	0	0.00
Performance				87.83



Question	The institute takes active interest in promoting internship, student exchange, field visit opportunities for students.			
Answer	Value	No. of response(s)	Response value	Response %
● 4 – Regularly	5	12	60	52.17
● 3 – Often	4	4	16	13.91
● 2 – Sometimes	3	4	12	10.43
● 1 – Rarely	2	3	6	5.22
● 0– Never	1	0	0	0.00
Performance				81.74



Question	The teaching and mentoring process in your institution facilitates you in cognitive, social and emotional growth			
Answer	Value	No. of response(s)	Response value	Response %
● 4 – Significantly	5	11	55	47.83
● 3 – Very well	4	9	36	31.30
● 2 – Moderately	3	2	6	5.22
● 1 – Marginally	2	1	2	1.74
● 0– Not at all	1	0	0	0.00
Performance				86.09



Question	The institution provides multiple opportunities to learn and grow.			
Answer	Value	No. of response(s)	Response value	Response %
● 4 – Strongly agree	5	10	50	43.48
● 3 – Agree	4	9	36	31.30
● 2 – Neutral	3	4	12	10.43
● 1-Disagree	2	0	0	0.00
● 0– Strongly disagree	1	0	0	0.00
Performance				85.22



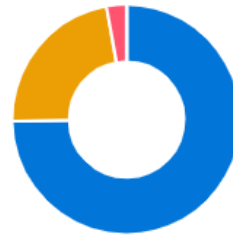
Question	Teachers inform you about your expected competencies, course outcomes and programme outcomes.			
Answer	Value	No. of response(s)	Response value	Response %
● 4 – Every time	5	16	80	69.57
● 3 – Usually	4	6	24	20.87
● 2– Occasionally/Sometimes	3	1	3	2.61
● 1 – Rarely	2	0	0	0.00
● 0– Never on 1	1	0	0	0.00
Performance				93.04



Question	Your mentor does a necessary follow-up with an assigned task to you.			
Answer	Value	No. of response(s)	Response value	Response %
● 4 – Every time	5	14	70	60.87
● 3 – Usually	4	8	32	27.83
● 2 – Occasionally/Sometimes	3	1	3	2.61
● 1 – Rarely	2	0	0	0.00
● 0 – I don't have a mentor	1	0	0	0.00
Performance				91.30



Question	The teachers illustrate the concepts through examples and applications.			
Answer	Value	No. of response(s)	Response value	Response %
● 4 – Every time	5	16	80	69.57
● 3 – Usually	4	6	24	20.87
● 2 – Occasionally/Sometimes	3	1	3	2.61
● 1– Rarely	2	0	0	0.00
● 0 – Never	1	0	0	0.00
Performance				93.04



Question	The teachers identify your strengths and encourage you by providing the right level of challenges.			
Answer	Value	No. of response(s)	Response value	Response %
● 4 – Fully	5	14	70	60.87
● 3 – Reasonably	4	6	24	20.87
● 2 – Partially	3	3	9	7.83
● 1 – Slightly	2	0	0	0.00
● 0– Unable to	1	0	0	0.00
Performance				89.57



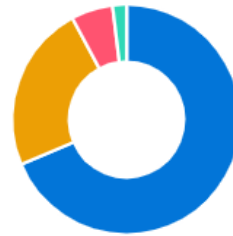
Question	Teachers are able to identify your weaknesses and help you to overcome them.			
Answer	Value	No. of response(s)	Response value	Response %
● 4 – Every time	5	11	55	47.83
● 3 – Usually	4	9	36	31.30
● 2 – Occasionally/Sometimes	3	2	6	5.22
● 1 – Rarely	2	1	2	1.74
● 0 – Never	1	0	0	0.00
Performance				86.09



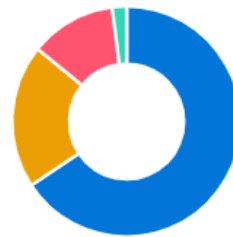
Question	The institution makes an effort to engage students in the monitoring, review and continuous quality improvement of the teaching learning process.			
Answer	Value	No. of response(s)	Response value	Response %
● 4 – Strongly agree	5	12	60	52.17
● 3 – Agree	4	8	32	27.83
● 2 – Neutral	3	2	6	5.22
● 1 – Disagree	2	1	2	1.74
● 0 – Strongly disagree	1	0	0	0.00
Performance				86.96



Question	The institute/ teachers use student centric methods, such as experiential learning, participative learning and problem solving methodologies for enhancing learning experiences.			
Answer	Value	No. of response(s)	Response value	Response %
● 4 – To a great extent	5	14	70	60.87
● 3 – Moderate	4	6	24	20.87
● 2 – Some what	3	2	6	5.22
● 1 – Very little	2	1	2	1.74
● 0 – Not at all	1	0	0	0.00
Performance				88.70



Question	17. Teachers encourage you to participate in extracurricular activities.			
Answer	Value	No. of response(s)	Response value	Response %
● 4 – Strongly agree	5	13	65	56.52
● 3 – Agree	4	5	20	17.39
● 2 – Neutral	3	4	12	10.43
● 1 – Disagree	2	1	2	1.74
● 0 – Strongly disagree	1	0	0	0.00
Performance				86.09



Question	The institute/ teachers make efforts to inculcate soft skills, life skills and employ ability skills to make you ready for the world of work.			
Answer	Value	No. of response(s)	Response value	Response %
● 4 – To a great extent	5	13	65	56.52
● 3 – Moderate	4	6	24	20.87
● 2 – Some what	3	3	9	7.83
● 1 – Very little	2	1	2	1.74
● 0 – Not at all	1	0	0	0.00
Performance				86.96



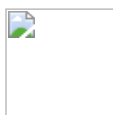
Question	What percentage of teachers use ICT tools such as LCD projectors, Multimedia, etc. while teaching.			
Answer	Value	No. of response(s)	Response value	Response %
● 4 – Above 90%	5	14	70	60.87
● 3 – 70 – 89%	4	9	36	31.30
● 2 – 50 – 69%	3	0	0	0.00
● 1 – 30 – 49%	2	0	0	0.00
● 0 – Below 29%	1	0	0	0.00
Performance				92.17

Question	The overall quality of teaching-learning process in your institute is very good.			
Answer	Value	No. of response(s)	Response value	Response %
● 4 –Strongly agree	5	10	50	43.48
● 3 – Agree	4	9	36	31.30
● 2 – Neutral	3	4	12	10.43
● 1 – Disagree	2	0	0	0.00
● 0 – Strongly disagree	1	0	0	0.00
Performance				85.22



Interpretation and Action Taken

Enter interpretation and action taken for this feedback.



Bharati Vidyapeeth's College of Engineering for Women, Katraj, Dhankawadi, Pune

Feedback Analysis

Title : Student Satisfaction Survey a.y.22-23

Academic Year : 2022-23

Class : SE - Sem II [Information Technology]

Details : Activity

Total number of response(s) : 62 / 76

Question	1. How much of the syllabus was covered in the class?			
Answer	Value	No. of response(s)	Response value	Response %
● 85 to 100%	5	29	145	46.77
● 70 to 84%	4	31	124	40.00
● 55 to 69%	3	2	6	1.94
● 30 to 54%	2	0	0	0.00
● Below 30%	1	0	0	0.00
Performance				88.71



Question	How well did the teachers prepare for the classes?			
Answer	Value	No. of response(s)	Response value	Response %
● 4-Thoroughly	5	15	75	24.19
● 3 – Satisfactorily	4	47	188	60.65
● 2 – Poorly	3	0	0	0.00
● 1 – Indifferently	2	0	0	0.00
● 0 – Won't teach at all	1	0	0	0.00
Performance				84.84



Question	How well were the teachers able to communicate?			
Answer	Value	No. of response(s)	Response value	Response %
● 4 – Always effective	5	27	135	43.55
● 3 – Sometimes effective	4	28	112	36.13
● 2 – Just satisfactorily	3	7	21	6.77
● 1– Ineffective	2	0	0	0.00
● 0– Very poor communication	1	0	0	0.00
Performance				86.45



Question	The teacher's approach to teaching can best be described as			
Answer	Value	No. of response(s)	Response value	Response %
● 4– Excellent	5	18	90	29.03
● 3 – Very good	4	28	112	36.13
● 2 – Good	3	16	48	15.48
● 1 – Fair	2	0	0	0.00
● 0– Poor	1	0	0	0.00
Performance				80.65



Question	Fairness of the internal evaluation process by the teachers.			
Answer	Value	No. of response(s)	Response value	Response %
● 4 – Always fair	5	27	135	43.55
● 3 – Usually fair	4	26	104	33.55
● 2 – Sometimes unfair	3	8	24	7.74
● 1 – Usually unfair	2	1	2	0.65
● 0– Unfair	1	0	0	0.00
Performance				85.48



Question	Was your performance in assignments discussed with you?			
Answer	Value	No. of response(s)	Response value	Response %
● 4 – Every time	5	24	120	38.71
● 3 – Usually	4	26	104	33.55
● 2 – Occasionally/Sometimes	3	10	30	9.68
● 1 – Rarely	2	2	4	1.29
● 0– Never Option 1	1	0	0	0.00
Performance				83.23



Question	The institute takes active interest in promoting internship, student exchange, field visit opportunities for students.			
Answer	Value	No. of response(s)	Response value	Response %
● 4 – Regularly	5	28	140	45.16
● 3 – Often	4	21	84	27.10
● 2 – Sometimes	3	11	33	10.65
● 1 – Rarely	2	1	2	0.65
● 0– Never	1	1	1	0.32
Performance				83.87



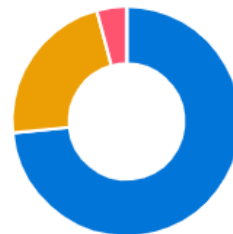
Question	The teaching and mentoring process in your institution facilitates you in cognitive, social and emotional growth			
Answer	Value	No. of response(s)	Response value	Response %
● 4 – Significantly	5	15	75	24.19
● 3 – Very well	4	34	136	43.87
● 2 – Moderately	3	12	36	11.61
● 1 – Marginally	2	0	0	0.00
● 0– Not at all	1	1	1	0.32
Performance				80.00



Question	The institution provides multiple opportunities to learn and grow.			
Answer	Value	No. of response(s)	Response value	Response %
● 4 – Strongly agree	5	26	130	41.94
● 3 – Agree	4	27	108	34.84
● 2 – Neutral	3	8	24	7.74
● 1-Disagree	2	1	2	0.65
● 0– Strongly disagree	1	0	0	0.00
Performance				85.16



Question	Teachers inform you about your expected competencies, course outcomes and programme outcomes.			
Answer	Value	No. of response(s)	Response value	Response %
● 4 – Every time	5	42	210	67.74
● 3 – Usually	4	16	64	20.65
● 2– Occasionally/Sometimes	3	4	12	3.87
● 1 – Rarely	2	0	0	0.00
● 0– Never on 1	1	0	0	0.00
Performance				92.26



Question	Your mentor does a necessary follow-up with an assigned task to you.			
Answer	Value	No. of response(s)	Response value	Response %
● 4 – Every time	5	33	165	53.23
● 3 – Usually	4	24	96	30.97
● 2 – Occasionally/Sometimes	3	5	15	4.84
● 1 – Rarely	2	0	0	0.00
● 0 – I don't have a mentor	1	0	0	0.00
Performance				89.03



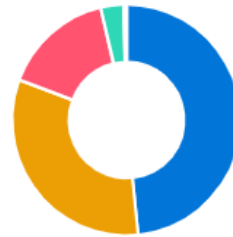
Question	The teachers illustrate the concepts through examples and applications.			
Answer	Value	No. of response(s)	Response value	Response %
● 4 – Every time	5	30	150	48.39
● 3 – Usually	4	27	108	34.84
● 2 – Occasionally/Sometimes	3	5	15	4.84
● 1– Rarely	2	0	0	0.00
● 0 – Never	1	0	0	0.00
Performance				88.06



Question	The teachers identify your strengths and encourage you by providing the right level of challenges.			
Answer	Value	No. of response(s)	Response value	Response %
● 4 – Fully	5	25	125	40.32
● 3 – Reasonably	4	25	100	32.26
● 2 – Partially	3	10	30	9.68
● 1 – Slightly	2	2	4	1.29
● 0– Unable to	1	0	0	0.00
Performance				83.55



Question	Teachers are able to identify your weaknesses and help you to overcome them.			
Answer	Value	No. of response(s)	Response value	Response %
● 4 – Every time	5	24	120	38.71
● 3 – Usually	4	20	80	25.81
● 2 – Occasionally/Sometimes	3	13	39	12.58
● 1 – Rarely	2	4	8	2.58
● 0 – Never	1	1	1	0.32
Performance				80.00



Question	The institution makes an effort to engage students in the monitoring, review and continuous quality improvement of the teaching learning process.			
Answer	Value	No. of response(s)	Response value	Response %
● 4 – Strongly agree	5	22	110	35.48
● 3 – Agree	4	30	120	38.71
● 2 – Neutral	3	9	27	8.71
● 1 – Disagree	2	1	2	0.65
● 0 – Strongly disagree	1	0	0	0.00
Performance				83.55



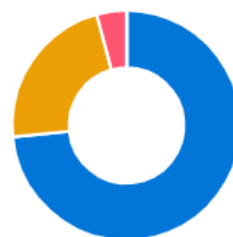
Question	The institute/ teachers use student centric methods, such as experiential learning, participative learning and problem solving methodologies for enhancing learning experiences.			
Answer	Value	No. of response(s)	Response value	Response %
● 4 – To a great extent	5	26	130	41.94
● 3 – Moderate	4	27	108	34.84
● 2 – Some what	3	7	21	6.77
● 1 – Very little	2	2	4	1.29
● 0 – Not at all	1	0	0	0.00
Performance				84.84



Question	17. Teachers encourage you to participate in extracurricular activities.			
Answer	Value	No. of response(s)	Response value	Response %
● 4 – Strongly agree	5	20	100	32.26
● 3 – Agree	4	27	108	34.84
● 2 – Neutral	3	15	45	14.52
● 1 – Disagree	2	0	0	0.00
● 0 – Strongly disagree	1	0	0	0.00
Performance				81.61



Question	The institute/ teachers make efforts to inculcate soft skills, life skills and employ ability skills to make you ready for the world of work.			
Answer	Value	No. of response(s)	Response value	Response %
● 4 – To a great extent	5	28	140	45.16
● 3 – Moderate	4	25	100	32.26
● 2 – Some what	3	9	27	8.71
● 1 – Very little	2	0	0	0.00
● 0 – Not at all	1	0	0	0.00
Performance				86.13



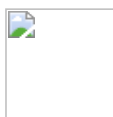
Question	What percentage of teachers use ICT tools such as LCD projectors, Multimedia, etc. while teaching.			
Answer	Value	No. of response(s)	Response value	Response %
● 4 – Above 90%	5	42	210	67.74
● 3 – 70 – 89%	4	16	64	20.65
● 2 – 50 – 69%	3	4	12	3.87
● 1 – 30 – 49%	2	0	0	0.00
● 0 – Below 29%	1	0	0	0.00
Performance				92.26

Question	The overall quality of teaching-learning process in your institute is very good.			
Answer	Value	No. of response(s)	Response value	Response %
● 4 –Strongly agree	5	22	110	35.48
● 3 – Agree	4	31	124	40.00
● 2 – Neutral	3	9	27	8.71
● 1 – Disagree	2	0	0	0.00
● 0 – Strongly disagree	1	0	0	0.00
Performance				84.19



Interpretation and Action Taken

Enter interpretation and action taken for this feedback.



Bharati Vidyapeeth's College of Engineering for Women, Katraj, Dhankawadi, Pune

Feedback Analysis

Title : NAAC Student Satisfaction Survey A.Y.22-23

Academic Year : 2022-23

Class : TE - Sem II [Information Technology]

Details : Activity

Total number of response(s) : 76 / 78

Question	1. How much of the syllabus was covered in the class?			
Answer	Value	No. of response(s)	Response value	Response %
● 85 to 100%	5	37	185	48.68
● 70 to 84%	4	33	132	34.74
● 55 to 69%	3	3	9	2.37
● 30 to 54%	2	3	6	1.58
● Below 30%	1	0	0	0.00
Performance				87.37



Question	How well did the teachers prepare for the classes?			
Answer	Value	No. of response(s)	Response value	Response %
● 4-Thoroughly	5	31	155	40.79
● 3 – Satisfactorily	4	43	172	45.26
● 2 – Poorly	3	1	3	0.79
● 1 – Indifferently	2	1	2	0.53
● 0 – Won't teach at all	1	0	0	0.00
Performance				87.37



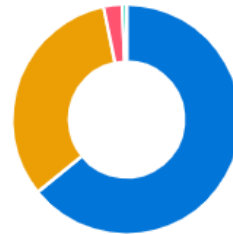
Question	How well were the teachers able to communicate?			
Answer	Value	No. of response(s)	Response value	Response %
● 4 – Always effective	5	49	245	64.47
● 3 – Sometimes effective	4	25	100	26.32
● 2 – Just satisfactorily	3	2	6	1.58
● 1- Ineffective	2	0	0	0.00
● 0- Very poor communication	1	0	0	0.00
Performance				92.37



Question	The teacher's approach to teaching can best be described as			
Answer	Value	No. of response(s)	Response value	Response %
● 4– Excellent	5	29	145	38.16
● 3 – Very good	4	34	136	35.79
● 2 – Good	3	11	33	8.68
● 1 – Fair	2	2	4	1.05
● 0– Poor	1	0	0	0.00
Performance				83.68



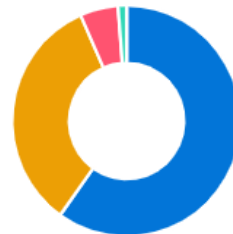
Question	Fairness of the internal evaluation process by the teachers.			
Answer	Value	No. of response(s)	Response value	Response %
● 4 – Always fair	5	44	220	57.89
● 3 – Usually fair	4	28	112	29.47
● 2 – Sometimes unfair	3	3	9	2.37
● 1 – Usually unfair	2	1	2	0.53
● 0– Unfair	1	0	0	0.00
Performance				90.26



Question	Was your performance in assignments discussed with you?			
Answer	Value	No. of response(s)	Response value	Response %
● 4 – Every time	5	37	185	48.68
● 3 – Usually	4	26	104	27.37
● 2 – Occasionally/Sometimes	3	10	30	7.89
● 1 – Rarely	2	2	4	1.05
● 0– Never Option 1	1	1	1	0.26
Performance				85.26



Question	The institute takes active interest in promoting internship, student exchange, field visit opportunities for students.			
Answer	Value	No. of response(s)	Response value	Response %
● 4 – Regularly	5	40	200	52.63
● 3 – Often	4	28	112	29.47
● 2 – Sometimes	3	6	18	4.74
● 1 – Rarely	2	2	4	1.05
● 0– Never	1	0	0	0.00
Performance				87.89



Question	The teaching and mentoring process in your institution facilitates you in cognitive, social and emotional growth			
Answer	Value	No. of response(s)	Response value	Response %
● 4 – Significantly	5	32	160	42.11
● 3 – Very well	4	31	124	32.63
● 2 – Moderately	3	11	33	8.68
● 1 – Marginally	2	1	2	0.53
● 0– Not at all	1	1	1	0.26
Performance				84.21



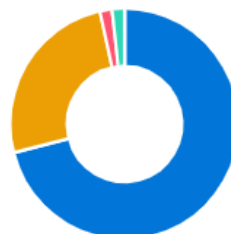
Question	The institution provides multiple opportunities to learn and grow.			
Answer	Value	No. of response(s)	Response value	Response %
● 4 – Strongly agree	5	34	170	44.74
● 3 – Agree	4	29	116	30.53
● 2 – Neutral	3	11	33	8.68
● 1-Disagree	2	1	2	0.53
● 0– Strongly disagree	1	1	1	0.26
Performance				84.74



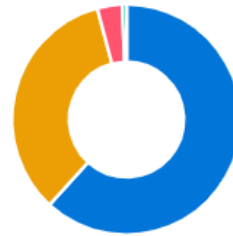
Question	Teachers inform you about your expected competencies, course outcomes and programme outcomes.			
Answer	Value	No. of response(s)	Response value	Response %
● 4 – Every time	5	50	250	65.79
● 3 – Usually	4	20	80	21.05
● 2– Occasionally/Sometimes	3	3	9	2.37
● 1 – Rarely	2	2	4	1.05
● 0– Never on 1	1	1	1	0.26
Performance				90.53



Question	Your mentor does a necessary follow-up with an assigned task to you.			
Answer	Value	No. of response(s)	Response value	Response %
● 4 – Every time	5	49	245	64.47
● 3 – Usually	4	22	88	23.16
● 2 – Occasionally/Sometimes	3	2	6	1.58
● 1 – Rarely	2	3	6	1.58
● 0 – I don't have a mentor	1	0	0	0.00
Performance				90.79



Question	The teachers illustrate the concepts through examples and applications.			
Answer	Value	No. of response(s)	Response value	Response %
● 4 – Every time	5	42	210	55.26
● 3 – Usually	4	29	116	30.53
● 2 – Occasionally/Sometimes	3	4	12	3.16
● 1– Rarely	2	1	2	0.53
● 0 – Never	1	0	0	0.00
Performance				89.47



Question	The teachers identify your strengths and encourage you by providing the right level of challenges.			
Answer	Value	No. of response(s)	Response value	Response %
● 4 – Fully	5	35	175	46.05
● 3 – Reasonably	4	29	116	30.53
● 2 – Partially	3	10	30	7.89
● 1 – Slightly	2	1	2	0.53
● 0– Unable to	1	1	1	0.26
Performance				85.26



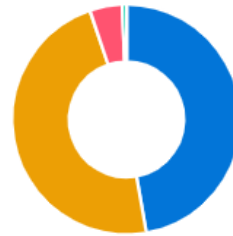
Question	Teachers are able to identify your weaknesses and help you to overcome them.			
Answer	Value	No. of response(s)	Response value	Response %
● 4 – Every time	5	35	175	46.05
● 3 – Usually	4	29	116	30.53
● 2 – Occasionally/Sometimes	3	9	27	7.11
● 1 – Rarely	2	2	4	1.05
● 0 – Never	1	1	1	0.26
Performance				85.00



Question	The institution makes an effort to engage students in the monitoring, review and continuous quality improvement of the teaching learning process.			
Answer	Value	No. of response(s)	Response value	Response %
● 4 – Strongly agree	5	34	170	44.74
● 3 – Agree	4	33	132	34.74
● 2 – Neutral	3	7	21	5.53
● 1 – Disagree	2	2	4	1.05
● 0 – Strongly disagree	1	0	0	0.00
Performance				86.05



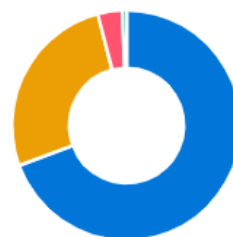
Question	The institute/ teachers use student centric methods, such as experiential learning, participative learning and problem solving methodologies for enhancing learning experiences.			
Answer	Value	No. of response(s)	Response value	Response %
● 4 – To a great extent	5	31	155	40.79
● 3 – Moderate	4	39	156	41.05
● 2 – Some what	3	5	15	3.95
● 1 – Very little	2	1	2	0.53
● 0 – Not at all	1	0	0	0.00
Performance				86.32



Question	17. Teachers encourage you to participate in extracurricular activities.			
Answer	Value	No. of response(s)	Response value	Response %
● 4 – Strongly agree	5	30	150	39.47
● 3 – Agree	4	32	128	33.68
● 2 – Neutral	3	13	39	10.26
● 1 – Disagree	2	1	2	0.53
● 0 – Strongly disagree	1	0	0	0.00
Performance				83.95

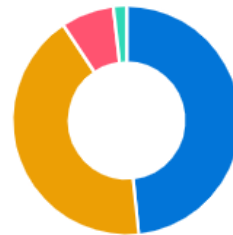


Question	The institute/ teachers make efforts to inculcate soft skills, life skills and employ ability skills to make you ready for the world of work.			
Answer	Value	No. of response(s)	Response value	Response %
● 4 – To a great extent	5	35	175	46.05
● 3 – Moderate	4	33	132	34.74
● 2 – Some what	3	5	15	3.95
● 1 – Very little	2	3	6	1.58
● 0 – Not at all	1	0	0	0.00
Performance				86.32



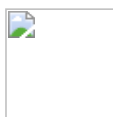
Question	What percentage of teachers use ICT tools such as LCD projectors, Multimedia, etc. while teaching.			
Answer	Value	No. of response(s)	Response value	Response %
● 4 – Above 90%	5	48	240	63.16
● 3 – 70 – 89%	4	23	92	24.21
● 2 – 50 – 69%	3	4	12	3.16
● 1 – 30 – 49%	2	1	2	0.53
● 0 – Below 29%	1	0	0	0.00
Performance				91.05

Question	The overall quality of teaching-learning process in your institute is very good.			
Answer	Value	No. of response(s)	Response value	Response %
● 4 –Strongly agree	5	31	155	40.79
● 3 – Agree	4	34	136	35.79
● 2 – Neutral	3	8	24	6.32
● 1 – Disagree	2	3	6	1.58
● 0 – Strongly disagree	1	0	0	0.00
Performance				84.47



Interpretation and Action Taken

Enter interpretation and action taken for this feedback.



Bharati Vidyapeeth's College of Engineering for Women, Katraj, Dhankawadi, Pune

Feedback Analysis

Title : Student Satisfaction Survey-A.Y. 2022-23

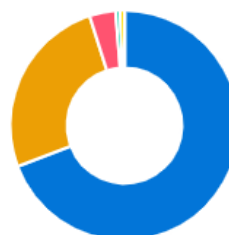
Academic Year : 2022-23

Class : BE - Sem II [Information Technology]

Details : Activity

Total number of response(s) : 73 / 81

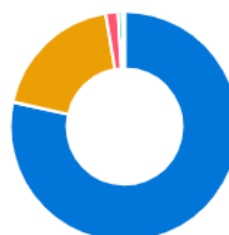
Question	1. How much of the syllabus was covered in the class?			
Answer	Value	No. of response(s)	Response value	Response %
● 85 to 100%	5	45	225	61.64
● 70 to 84%	4	21	84	23.01
● 55 to 69%	3	4	12	3.29
● 30 to 54%	2	1	2	0.55
● Below 30%	1	2	2	0.55
Performance				89.04



Question	How well did the teachers prepare for the classes?			
Answer	Value	No. of response(s)	Response value	Response %
● 4-Thoroughly	5	33	165	45.21
● 3 – Satisfactorily	4	37	148	40.55
● 2 – Poorly	3	2	6	1.64
● 1 – Indifferently	2	1	2	0.55
● 0 – Won't teach at all	1	0	0	0.00
Performance				87.95



Question	How well were the teachers able to communicate?			
Answer	Value	No. of response(s)	Response value	Response %
● 4 – Always effective	5	53	265	72.60
● 3 – Sometimes effective	4	16	64	17.53
● 2 – Just satisfactorily	3	2	6	1.64
● 1– Ineffective	2	1	2	0.55
● 0– Very poor communication	1	1	1	0.27
Performance				92.60



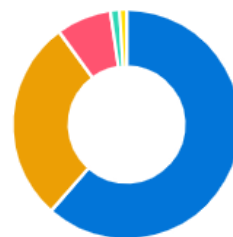
Question	The teacher's approach to teaching can best be described as			
Answer	Value	No. of response(s)	Response value	Response %
● 4– Excellent	5	35	175	47.95
● 3 – Very good	4	28	112	30.68
● 2 – Good	3	9	27	7.40
● 1 – Fair	2	0	0	0.00
● 0– Poor	1	1	1	0.27
Performance				86.30



Question	Fairness of the internal evaluation process by the teachers.			
Answer	Value	No. of response(s)	Response value	Response %
● 4 – Always fair	5	36	180	49.32
● 3 – Usually fair	4	27	108	29.59
● 2 – Sometimes unfair	3	8	24	6.58
● 1 – Usually unfair	2	1	2	0.55
● 0– Unfair	1	1	1	0.27
Performance				86.30



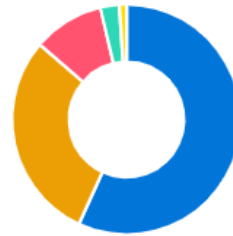
Question	Was your performance in assignments discussed with you?			
Answer	Value	No. of response(s)	Response value	Response %
● 4 – Every time	5	38	190	52.05
● 3 – Usually	4	22	88	24.11
● 2 – Occasionally/Sometimes	3	8	24	6.58
● 1 – Rarely	2	2	4	1.10
● 0– Never Option 1	1	3	3	0.82
Performance				84.66



Question	The institute takes active interest in promoting internship, student exchange, field visit opportunities for students.			
Answer	Value	No. of response(s)	Response value	Response %
● 4 – Regularly	5	40	200	54.79
● 3 – Often	4	19	76	20.82
● 2 – Sometimes	3	11	33	9.04
● 1 – Rarely	2	2	4	1.10
● 0– Never	1	1	1	0.27
Performance				86.03



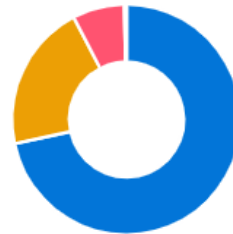
Question	The teaching and mentoring process in your institution facilitates you in cognitive, social and emotional growth			
Answer	Value	No. of response(s)	Response value	Response %
● 4 – Significantly	5	34	170	46.58
● 3 – Very well	4	22	88	24.11
● 2 – Moderately	3	10	30	8.22
● 1 – Marginally	2	4	8	2.19
● 0– Not at all	1	3	3	0.82
Performance				81.92



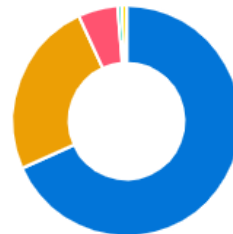
Question	The institution provides multiple opportunities to learn and grow.			
Answer	Value	No. of response(s)	Response value	Response %
● 4 – Strongly agree	5	34	170	46.58
● 3 – Agree	4	26	104	28.49
● 2 – Neutral	3	11	33	9.04
● 1-Disagree	2	1	2	0.55
● 0– Strongly disagree	1	1	1	0.27
Performance				84.93



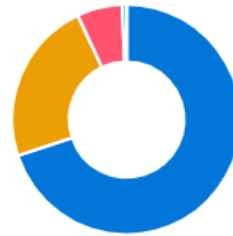
Question	Teachers inform you about your expected competencies, course outcomes and programme outcomes.			
Answer	Value	No. of response(s)	Response value	Response %
● 4 – Every time	5	47	235	64.38
● 3 – Usually	4	17	68	18.63
● 2– Occasionally/Sometimes	3	8	24	6.58
● 1 – Rarely	2	0	0	0.00
● 0– Never on 1	1	1	1	0.27
Performance				89.86



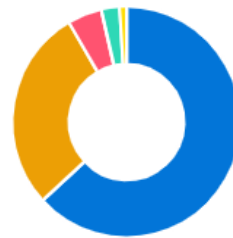
Question	Your mentor does a necessary follow-up with an assigned task to you.			
Answer	Value	No. of response(s)	Response value	Response %
● 4 – Every time	5	44	220	60.27
● 3 – Usually	4	20	80	21.92
● 2 – Occasionally/Sometimes	3	6	18	4.93
● 1 – Rarely	2	1	2	0.55
● 0 – I don't have a mentor	1	2	2	0.55
Performance				88.22



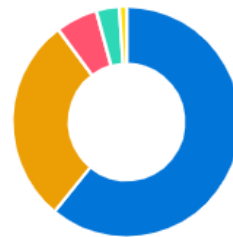
Question	The teachers illustrate the concepts through examples and applications.			
Answer	Value	No. of response(s)	Response value	Response %
● 4 – Every time	5	46	230	63.01
● 3 – Usually	4	19	76	20.82
● 2 – Occasionally/Sometimes	3	7	21	5.75
● 1– Rarely	2	1	2	0.55
● 0 – Never	1	0	0	0.00
Performance				90.14



Question	The teachers identify your strengths and encourage you by providing the right level of challenges.			
Answer	Value	No. of response(s)	Response value	Response %
● 4 – Fully	5	39	195	53.42
● 3 – Reasonably	4	22	88	24.11
● 2 – Partially	3	5	15	4.11
● 1 – Slightly	2	4	8	2.19
● 0– Unable to	1	3	3	0.82
Performance				84.66



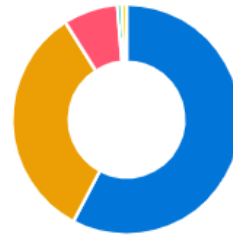
Question	Teachers are able to identify your weaknesses and help you to overcome them.			
Answer	Value	No. of response(s)	Response value	Response %
● 4 – Every time	5	37	185	50.68
● 3 – Usually	4	22	88	24.11
● 2 – Occasionally/Sometimes	3	6	18	4.93
● 1 – Rarely	2	5	10	2.74
● 0 – Never	1	3	3	0.82
Performance				83.29



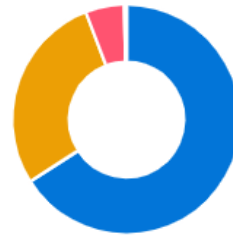
Question	The institution makes an effort to engage students in the monitoring, review and continuous quality improvement of the teaching learning process.			
Answer	Value	No. of response(s)	Response value	Response %
● 4 – Strongly agree	5	36	180	49.32
● 3 – Agree	4	26	104	28.49
● 2 – Neutral	3	8	24	6.58
● 1 – Disagree	2	2	4	1.10
● 0 – Strongly disagree	1	1	1	0.27
Performance				85.75



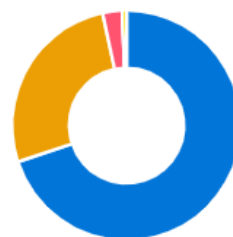
Question	The institute/ teachers use student centric methods, such as experiential learning, participative learning and problem solving methodologies for enhancing learning experiences.			
Answer	Value	No. of response(s)	Response value	Response %
● 4 – To a great extent	5	36	180	49.32
● 3 – Moderate	4	26	104	28.49
● 2 – Some what	3	8	24	6.58
● 1 – Very little	2	1	2	0.55
● 0 – Not at all	1	2	2	0.55
Performance				85.48



Question	17. Teachers encourage you to participate in extracurricular activities.			
Answer	Value	No. of response(s)	Response value	Response %
● 4 – Strongly agree	5	43	215	58.90
● 3 – Agree	4	23	92	25.21
● 2 – Neutral	3	6	18	4.93
● 1 – Disagree	2	0	0	0.00
● 0 – Strongly disagree	1	1	1	0.27
Performance				89.32



Question	The institute/ teachers make efforts to inculcate soft skills, life skills and employ ability skills to make you ready for the world of work.			
Answer	Value	No. of response(s)	Response value	Response %
● 4 – To a great extent	5	44	220	60.27
● 3 – Moderate	4	18	72	19.73
● 2 – Some what	3	7	21	5.75
● 1 – Very little	2	3	6	1.64
● 0 – Not at all	1	1	1	0.27
Performance				87.67



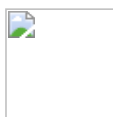
Question	What percentage of teachers use ICT tools such as LCD projectors, Multimedia, etc. while teaching.			
Answer	Value	No. of response(s)	Response value	Response %
● 4 – Above 90%	5	46	230	63.01
● 3 – 70 – 89%	4	22	88	24.11
● 2 – 50 – 69%	3	3	9	2.47
● 1 – 30 – 49%	2	0	0	0.00
● 0 – Below 29%	1	2	2	0.55
Performance				90.14

Question	The overall quality of teaching-learning process in your institute is very good.			
Answer	Value	No. of response(s)	Response value	Response %
● 4 –Strongly agree	5	38	190	52.05
● 3 – Agree	4	28	112	30.68
● 2 – Neutral	3	4	12	3.29
● 1 – Disagree	2	2	4	1.10
● 0 – Strongly disagree	1	1	1	0.27
Performance				87.40



Interpretation and Action Taken

Enter interpretation and action taken for this feedback.



Bharati Vidyapeeth's College of Engineering for Women, Katraj, Dhankawadi, Pune

Feedback Analysis

Title : Student Satisfaction Survey a.y.22-23

Academic Year : 2022-23

Class : SE - Sem II [Computer Engineering]

Details : Activity

Total number of response(s) : 73 / 77

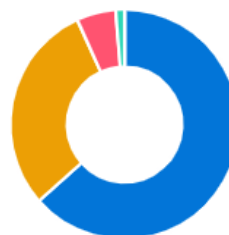
Question	1. How much of the syllabus was covered in the class?			
Answer	Value	No. of response(s)	Response value	Response %
● 85 to 100%	5	41	205	56.16
● 70 to 84%	4	29	116	31.78
● 55 to 69%	3	3	9	2.47
● 30 to 54%	2	0	0	0.00
● Below 30%	1	0	0	0.00
Performance				90.41



Question	How well did the teachers prepare for the classes?			
Answer	Value	No. of response(s)	Response value	Response %
● 4-Thoroughly	5	27	135	36.99
● 3 – Satisfactorily	4	46	184	50.41
● 2 – Poorly	3	0	0	0.00
● 1 – Indifferently	2	0	0	0.00
● 0 – Won't teach at all	1	0	0	0.00
Performance				87.40



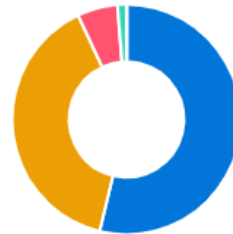
Question	How well were the teachers able to communicate?			
Answer	Value	No. of response(s)	Response value	Response %
● 4 – Always effective	5	41	205	56.16
● 3 – Sometimes effective	4	24	96	26.30
● 2 – Just satisfactorily	3	6	18	4.93
● 1– Ineffective	2	2	4	1.10
● 0– Very poor communication	1	0	0	0.00
Performance				88.49



Question	The teacher's approach to teaching can best be described as			
Answer	Value	No. of response(s)	Response value	Response %
● 4– Excellent	5	27	135	36.99
● 3 – Very good	4	33	132	36.16
● 2 – Good	3	13	39	10.68
● 1 – Fair	2	0	0	0.00
● 0– Poor	1	0	0	0.00
Performance				83.84



Question	Fairness of the internal evaluation process by the teachers.			
Answer	Value	No. of response(s)	Response value	Response %
● 4 – Always fair	5	34	170	46.58
● 3 – Usually fair	4	31	124	33.97
● 2 – Sometimes unfair	3	6	18	4.93
● 1 – Usually unfair	2	2	4	1.10
● 0– Unfair	1	0	0	0.00
Performance				86.58



Question	Was your performance in assignments discussed with you?			
Answer	Value	No. of response(s)	Response value	Response %
● 4 – Every time	5	34	170	46.58
● 3 – Usually	4	19	76	20.82
● 2 – Occasionally/Sometimes	3	16	48	13.15
● 1 – Rarely	2	4	8	2.19
● 0– Never Option 1	1	0	0	0.00
Performance				82.74



Question	The institute takes active interest in promoting internship, student exchange, field visit opportunities for students.			
Answer	Value	No. of response(s)	Response value	Response %
● 4 – Regularly	5	30	150	41.10
● 3 – Often	4	23	92	25.21
● 2 – Sometimes	3	14	42	11.51
● 1 – Rarely	2	6	12	3.29
● 0– Never	1	0	0	0.00
Performance				81.10



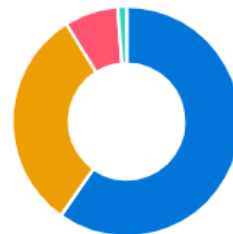
Question	The teaching and mentoring process in your institution facilitates you in cognitive, social and emotional growth			
Answer	Value	No. of response(s)	Response value	Response %
● 4 – Significantly	5	29	145	39.73
● 3 – Very well	4	26	104	28.49
● 2 – Moderately	3	18	54	14.79
● 1 – Marginally	2	0	0	0.00
● 0– Not at all	1	0	0	0.00
Performance				83.01



Question	The institution provides multiple opportunities to learn and grow.			
Answer	Value	No. of response(s)	Response value	Response %
● 4 – Strongly agree	5	23	115	31.51
● 3 – Agree	4	36	144	39.45
● 2 – Neutral	3	13	39	10.68
● 1-Disagree	2	1	2	0.55
● 0– Strongly disagree	1	0	0	0.00
Performance				82.19



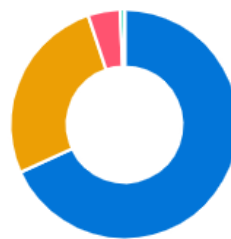
Question	Teachers inform you about your expected competencies, course outcomes and programme outcomes.			
Answer	Value	No. of response(s)	Response value	Response %
● 4 – Every time	5	38	190	52.05
● 3 – Usually	4	25	100	27.40
● 2– Occasionally/Sometimes	3	8	24	6.58
● 1 – Rarely	2	2	4	1.10
● 0– Never on 1	1	0	0	0.00
Performance				87.12



Question	Your mentor does a necessary follow-up with an assigned task to you.			
Answer	Value	No. of response(s)	Response value	Response %
● 4 – Every time	5	33	165	45.21
● 3 – Usually	4	31	124	33.97
● 2 – Occasionally/Sometimes	3	9	27	7.40
● 1 – Rarely	2	0	0	0.00
● 0 – I don't have a mentor	1	0	0	0.00
Performance				86.58



Question	The teachers illustrate the concepts through examples and applications.			
Answer	Value	No. of response(s)	Response value	Response %
● 4 – Every time	5	45	225	61.64
● 3 – Usually	4	22	88	24.11
● 2 – Occasionally/Sometimes	3	5	15	4.11
● 1– Rarely	2	1	2	0.55
● 0 – Never	1	0	0	0.00
Performance				90.41



Question	The teachers identify your strengths and encourage you by providing the right level of challenges.			
Answer	Value	No. of response(s)	Response value	Response %
● 4 – Fully	5	34	170	46.58
● 3 – Reasonably	4	22	88	24.11
● 2 – Partially	3	13	39	10.68
● 1 – Slightly	2	4	8	2.19
● 0– Unable to	1	0	0	0.00
Performance				83.56



Question	Teachers are able to identify your weaknesses and help you to overcome them.			
Answer	Value	No. of response(s)	Response value	Response %
● 4 – Every time	5	30	150	41.10
● 3 – Usually	4	26	104	28.49
● 2 – Occasionally/Sometimes	3	13	39	10.68
● 1 – Rarely	2	4	8	2.19
● 0 – Never	1	0	0	0.00
Performance				82.47



Question	The institution makes an effort to engage students in the monitoring, review and continuous quality improvement of the teaching learning process.			
Answer	Value	No. of response(s)	Response value	Response %
● 4 – Strongly agree	5	30	150	41.10
● 3 – Agree	4	29	116	31.78
● 2 – Neutral	3	14	42	11.51
● 1 – Disagree	2	0	0	0.00
● 0 – Strongly disagree	1	0	0	0.00
Performance				84.38



Question	The institute/ teachers use student centric methods, such as experiential learning, participative learning and problem solving methodologies for enhancing learning experiences.			
Answer	Value	No. of response(s)	Response value	Response %
● 4 – To a great extent	5	34	170	46.58
● 3 – Moderate	4	29	116	31.78
● 2 – Some what	3	10	30	8.22
● 1 – Very little	2	0	0	0.00
● 0 – Not at all	1	0	0	0.00
Performance				86.58



Question	17. Teachers encourage you to participate in extracurricular activities.			
Answer	Value	No. of response(s)	Response value	Response %
● 4 – Strongly agree	5	34	170	46.58
● 3 – Agree	4	23	92	25.21
● 2 – Neutral	3	15	45	12.33
● 1 – Disagree	2	1	2	0.55
● 0 – Strongly disagree	1	0	0	0.00
Performance				84.66



Question	The institute/ teachers make efforts to inculcate soft skills, life skills and employ ability skills to make you ready for the world of work.			
Answer	Value	No. of response(s)	Response value	Response %
● 4 – To a great extent	5	39	195	53.42
● 3 – Moderate	4	28	112	30.68
● 2 – Some what	3	6	18	4.93
● 1 – Very little	2	0	0	0.00
● 0 – Not at all	1	0	0	0.00
Performance				89.04



Question	What percentage of teachers use ICT tools such as LCD projectors, Multimedia, etc. while teaching.			
Answer	Value	No. of response(s)	Response value	Response %
● 4 – Above 90%	5	41	205	56.16
● 3 – 70 – 89%	4	25	100	27.40
● 2 – 50 – 69%	3	7	21	5.75
● 1 – 30 – 49%	2	0	0	0.00
● 0 – Below 29%	1	0	0	0.00
Performance				89.32

Question	The overall quality of teaching-learning process in your institute is very good.			
Answer	Value	No. of response(s)	Response value	Response %
● 4 –Strongly agree	5	26	130	35.62
● 3 – Agree	4	35	140	38.36
● 2 – Neutral	3	12	36	9.86
● 1 – Disagree	2	0	0	0.00
● 0 – Strongly disagree	1	0	0	0.00
Performance				83.84



Interpretation and Action Taken

Enter interpretation and action taken for this feedback.



Bharati Vidyapeeth's College of Engineering for Women, Katraj, Dhankawadi, Pune

Feedback Analysis

Title : NAAC Student Satisfaction Survey A.Y.22-23

Academic Year : 2022-23

Class : TE - Sem II [Computer Engineering]

Details : Activity

Total number of response(s) : 75 / 80

Question	1. How much of the syllabus was covered in the class?			
Answer	Value	No. of response(s)	Response value	Response %
● 85 to 100%	5	43	215	57.33
● 70 to 84%	4	25	100	26.67
● 55 to 69%	3	7	21	5.60
● 30 to 54%	2	0	0	0.00
● Below 30%	1	0	0	0.00
Performance				89.60



Question	How well did the teachers prepare for the classes?			
Answer	Value	No. of response(s)	Response value	Response %
● 4-Thoroughly	5	33	165	44.00
● 3 – Satisfactorily	4	42	168	44.80
● 2 – Poorly	3	0	0	0.00
● 1 – Indifferently	2	0	0	0.00
● 0 – Won't teach at all	1	0	0	0.00
Performance				88.80



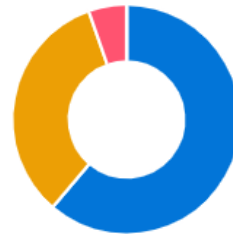
Question	How well were the teachers able to communicate?			
Answer	Value	No. of response(s)	Response value	Response %
● 4 – Always effective	5	49	245	65.33
● 3 – Sometimes effective	4	23	92	24.53
● 2 – Just satisfactorily	3	3	9	2.40
● 1- Ineffective	2	0	0	0.00
● 0- Very poor communication	1	0	0	0.00
Performance				92.27



Question	The teacher's approach to teaching can best be described as			
Answer	Value	No. of response(s)	Response value	Response %
● 4– Excellent	5	31	155	41.33
● 3 – Very good	4	35	140	37.33
● 2 – Good	3	9	27	7.20
● 1 – Fair	2	0	0	0.00
● 0– Poor	1	0	0	0.00
Performance				85.87



Question	Fairness of the internal evaluation process by the teachers.			
Answer	Value	No. of response(s)	Response value	Response %
● 4 – Always fair	5	41	205	54.67
● 3 – Usually fair	4	28	112	29.87
● 2 – Sometimes unfair	3	6	18	4.80
● 1 – Usually unfair	2	0	0	0.00
● 0– Unfair	1	0	0	0.00
Performance				89.33



Question	Was your performance in assignments discussed with you?			
Answer	Value	No. of response(s)	Response value	Response %
● 4 – Every time	5	36	180	48.00
● 3 – Usually	4	26	104	27.73
● 2 – Occasionally/Sometimes	3	11	33	8.80
● 1 – Rarely	2	1	2	0.53
● 0– Never Option 1	1	1	1	0.27
Performance				85.33



Question	The institute takes active interest in promoting internship, student exchange, field visit opportunities for students.			
Answer	Value	No. of response(s)	Response value	Response %
● 4 – Regularly	5	43	215	57.33
● 3 – Often	4	19	76	20.27
● 2 – Sometimes	3	11	33	8.80
● 1 – Rarely	2	1	2	0.53
● 0– Never	1	1	1	0.27
Performance				87.20



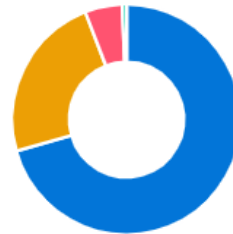
Question	The teaching and mentoring process in your institution facilitates you in cognitive, social and emotional growth			
Answer	Value	No. of response(s)	Response value	Response %
● 4 – Significantly	5	34	170	45.33
● 3 – Very well	4	32	128	34.13
● 2 – Moderately	3	7	21	5.60
● 1 – Marginally	2	1	2	0.53
● 0– Not at all	1	1	1	0.27
Performance				85.87



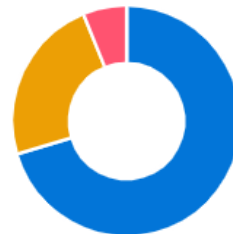
Question	The institution provides multiple opportunities to learn and grow.			
Answer	Value	No. of response(s)	Response value	Response %
● 4 – Strongly agree	5	31	155	41.33
● 3 – Agree	4	33	132	35.20
● 2 – Neutral	3	9	27	7.20
● 1-Disagree	2	2	4	1.07
● 0– Strongly disagree	1	0	0	0.00
Performance				84.80



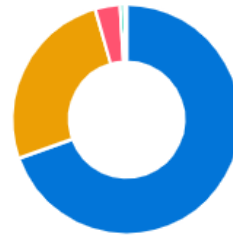
Question	Teachers inform you about your expected competencies, course outcomes and programme outcomes.			
Answer	Value	No. of response(s)	Response value	Response %
● 4 – Every time	5	48	240	64.00
● 3 – Usually	4	20	80	21.33
● 2– Occasionally/Sometimes	3	6	18	4.80
● 1 – Rarely	2	1	2	0.53
● 0– Never on 1	1	0	0	0.00
Performance				90.67



Question	Your mentor does a necessary follow-up with an assigned task to you.			
Answer	Value	No. of response(s)	Response value	Response %
● 4 – Every time	5	48	240	64.00
● 3 – Usually	4	20	80	21.33
● 2 – Occasionally/Sometimes	3	7	21	5.60
● 1 – Rarely	2	0	0	0.00
● 0 – I don't have a mentor	1	0	0	0.00
Performance				90.93



Question	The teachers illustrate the concepts through examples and applications.			
Answer	Value	No. of response(s)	Response value	Response %
● 4 – Every time	5	47	235	62.67
● 3 – Usually	4	22	88	23.47
● 2 – Occasionally/Sometimes	3	4	12	3.20
● 1– Rarely	2	1	2	0.53
● 0 – Never	1	1	1	0.27
Performance				90.13



Question	The teachers identify your strengths and encourage you by providing the right level of challenges.			
Answer	Value	No. of response(s)	Response value	Response %
● 4 – Fully	5	35	175	46.67
● 3 – Reasonably	4	34	136	36.27
● 2 – Partially	3	4	12	3.20
● 1 – Slightly	2	0	0	0.00
● 0– Unable to	1	2	2	0.53
Performance				86.67



Question	Teachers are able to identify your weaknesses and help you to overcome them.			
Answer	Value	No. of response(s)	Response value	Response %
● 4 – Every time	5	33	165	44.00
● 3 – Usually	4	29	116	30.93
● 2 – Occasionally/Sometimes	3	10	30	8.00
● 1 – Rarely	2	2	4	1.07
● 0 – Never	1	1	1	0.27
Performance				84.27



Question	The institution makes an effort to engage students in the monitoring, review and continuous quality improvement of the teaching learning process.			
Answer	Value	No. of response(s)	Response value	Response %
● 4 – Strongly agree	5	39	195	52.00
● 3 – Agree	4	24	96	25.60
● 2 – Neutral	3	11	33	8.80
● 1 – Disagree	2	0	0	0.00
● 0 – Strongly disagree	1	1	1	0.27
Performance				86.67



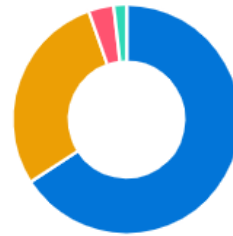
Question	The institute/ teachers use student centric methods, such as experiential learning, participative learning and problem solving methodologies for enhancing learning experiences.			
Answer	Value	No. of response(s)	Response value	Response %
● 4 – To a great extent	5	30	150	40.00
● 3 – Moderate	4	37	148	39.47
● 2 – Some what	3	6	18	4.80
● 1 – Very little	2	2	4	1.07
● 0 – Not at all	1	0	0	0.00
Performance				85.33



Question	17. Teachers encourage you to participate in extracurricular activities.			
Answer	Value	No. of response(s)	Response value	Response %
● 4 – Strongly agree	5	31	155	41.33
● 3 – Agree	4	32	128	34.13
● 2 – Neutral	3	10	30	8.00
● 1 – Disagree	2	1	2	0.53
● 0 – Strongly disagree	1	1	1	0.27
Performance				84.27



Question	The institute/ teachers make efforts to inculcate soft skills, life skills and employ ability skills to make you ready for the world of work.			
Answer	Value	No. of response(s)	Response value	Response %
● 4 – To a great extent	5	44	220	58.67
● 3 – Moderate	4	24	96	25.60
● 2 – Some what	3	4	12	3.20
● 1 – Very little	2	3	6	1.60
● 0 – Not at all	1	0	0	0.00
Performance				89.07



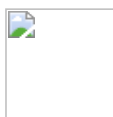
Question	What percentage of teachers use ICT tools such as LCD projectors, Multimedia, etc. while teaching.			
Answer	Value	No. of response(s)	Response value	Response %
● 4 – Above 90%	5	47	235	62.67
● 3 – 70 – 89%	4	26	104	27.73
● 2 – 50 – 69%	3	1	3	0.80
● 1 – 30 – 49%	2	0	0	0.00
● 0 – Below 29%	1	1	1	0.27
Performance				91.47

Question	The overall quality of teaching-learning process in your institute is very good.			
Answer	Value	No. of response(s)	Response value	Response %
● 4 –Strongly agree	5	33	165	44.00
● 3 – Agree	4	32	128	34.13
● 2 – Neutral	3	8	24	6.40
● 1 – Disagree	2	2	4	1.07
● 0 – Strongly disagree	1	0	0	0.00
Performance				85.60



Interpretation and Action Taken

Enter interpretation and action taken for this feedback.



Bharati Vidyapeeth's College of Engineering for Women, Katraj, Dhankawadi, Pune

Feedback Analysis

Title : Student Satisfaction Survey A.Y.22-23

Academic Year : 2022-23

Class : BE - Sem II [Computer Engineering]

Details : Activity

Total number of response(s) : 74 / 82

Question	1. How much of the syllabus was covered in the class?			
Answer	Value	No. of response(s)	Response value	Response %
● 85 to 100%	5	39	195	52.70
● 70 to 84%	4	27	108	29.19
● 55 to 69%	3	5	15	4.05
● 30 to 54%	2	3	6	1.62
● Below 30%	1	0	0	0.00
Performance				87.57



Question	How well did the teachers prepare for the classes?			
Answer	Value	No. of response(s)	Response value	Response %
● 4-Thoroughly	5	29	145	39.19
● 3 – Satisfactorily	4	45	180	48.65
● 2 – Poorly	3	0	0	0.00
● 1 – Indifferently	2	0	0	0.00
● 0 – Won't teach at all	1	0	0	0.00
Performance				87.84



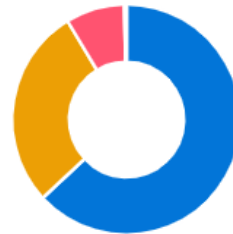
Question	How well were the teachers able to communicate?			
Answer	Value	No. of response(s)	Response value	Response %
● 4 – Always effective	5	46	230	62.16
● 3 – Sometimes effective	4	19	76	20.54
● 2 – Just satisfactorily	3	9	27	7.30
● 1– Ineffective	2	0	0	0.00
● 0– Very poor communication	1	0	0	0.00
Performance				90.00



Question	The teacher's approach to teaching can best be described as			
Answer	Value	No. of response(s)	Response value	Response %
● 4– Excellent	5	34	170	45.95
● 3 – Very good	4	25	100	27.03
● 2 – Good	3	13	39	10.54
● 1 – Fair	2	2	4	1.08
● 0– Poor	1	0	0	0.00
Performance				84.59



Question	Fairness of the internal evaluation process by the teachers.			
Answer	Value	No. of response(s)	Response value	Response %
● 4 – Always fair	5	41	205	55.41
● 3 – Usually fair	4	23	92	24.86
● 2 – Sometimes unfair	3	9	27	7.30
● 1 – Usually unfair	2	0	0	0.00
● 0– Unfair	1	1	1	0.27
Performance				87.84



Question	Was your performance in assignments discussed with you?			
Answer	Value	No. of response(s)	Response value	Response %
● 4 – Every time	5	35	175	47.30
● 3 – Usually	4	27	108	29.19
● 2 – Occasionally/Sometimes	3	10	30	8.11
● 1 – Rarely	2	2	4	1.08
● 0– Never Option 1	1	0	0	0.00
Performance				85.68



Question	The institute takes active interest in promoting internship, student exchange, field visit opportunities for students.			
Answer	Value	No. of response(s)	Response value	Response %
● 4 – Regularly	5	42	210	56.76
● 3 – Often	4	22	88	23.78
● 2 – Sometimes	3	10	30	8.11
● 1 – Rarely	2	0	0	0.00
● 0– Never	1	0	0	0.00
Performance				88.65



Question	The teaching and mentoring process in your institution facilitates you in cognitive, social and emotional growth			
Answer	Value	No. of response(s)	Response value	Response %
● 4 – Significantly	5	31	155	41.89
● 3 – Very well	4	26	104	28.11
● 2 – Moderately	3	16	48	12.97
● 1 – Marginally	2	1	2	0.54
● 0– Not at all	1	0	0	0.00
Performance				83.51



Question	The institution provides multiple opportunities to learn and grow.			
Answer	Value	No. of response(s)	Response value	Response %
● 4 – Strongly agree	5	34	170	45.95
● 3 – Agree	4	32	128	34.59
● 2 – Neutral	3	8	24	6.49
● 1-Disagree	2	0	0	0.00
● 0– Strongly disagree	1	0	0	0.00
Performance				87.03



Question	Teachers inform you about your expected competencies, course outcomes and programme outcomes.			
Answer	Value	No. of response(s)	Response value	Response %
● 4 – Every time	5	40	200	54.05
● 3 – Usually	4	26	104	28.11
● 2– Occasionally/Sometimes	3	8	24	6.49
● 1 – Rarely	2	0	0	0.00
● 0– Never on 1	1	0	0	0.00
Performance				88.65



Question	Your mentor does a necessary follow-up with an assigned task to you.			
Answer	Value	No. of response(s)	Response value	Response %
● 4 – Every time	5	35	175	47.30
● 3 – Usually	4	30	120	32.43
● 2 – Occasionally/Sometimes	3	9	27	7.30
● 1 – Rarely	2	0	0	0.00
● 0 – I don't have a mentor	1	0	0	0.00
Performance				87.03



Question	The teachers illustrate the concepts through examples and applications.			
Answer	Value	No. of response(s)	Response value	Response %
● 4 – Every time	5	39	195	52.70
● 3 – Usually	4	30	120	32.43
● 2 – Occasionally/Sometimes	3	5	15	4.05
● 1– Rarely	2	0	0	0.00
● 0 – Never	1	0	0	0.00
Performance				89.19



Question	The teachers identify your strengths and encourage you by providing the right level of challenges.			
Answer	Value	No. of response(s)	Response value	Response %
● 4 – Fully	5	36	180	48.65
● 3 – Reasonably	4	27	108	29.19
● 2 – Partially	3	10	30	8.11
● 1 – Slightly	2	1	2	0.54
● 0– Unable to	1	0	0	0.00
Performance				86.49



Question	Teachers are able to identify your weaknesses and help you to overcome them.			
Answer	Value	No. of response(s)	Response value	Response %
● 4 – Every time	5	35	175	47.30
● 3 – Usually	4	27	108	29.19
● 2 – Occasionally/Sometimes	3	11	33	8.92
● 1 – Rarely	2	1	2	0.54
● 0 – Never	1	0	0	0.00
Performance				85.95



Question	The institution makes an effort to engage students in the monitoring, review and continuous quality improvement of the teaching learning process.			
Answer	Value	No. of response(s)	Response value	Response %
● 4 – Strongly agree	5	34	170	45.95
● 3 – Agree	4	33	132	35.68
● 2 – Neutral	3	7	21	5.68
● 1 – Disagree	2	0	0	0.00
● 0 – Strongly disagree	1	0	0	0.00
Performance				87.30



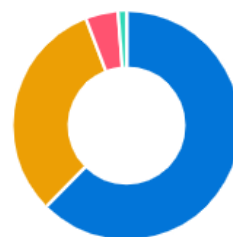
Question	The institute/ teachers use student centric methods, such as experiential learning, participative learning and problem solving methodologies for enhancing learning experiences.			
Answer	Value	No. of response(s)	Response value	Response %
● 4 – To a great extent	5	33	165	44.59
● 3 – Moderate	4	31	124	33.51
● 2 – Some what	3	10	30	8.11
● 1 – Very little	2	0	0	0.00
● 0 – Not at all	1	0	0	0.00
Performance				86.22



Question	17. Teachers encourage you to participate in extracurricular activities.			
Answer	Value	No. of response(s)	Response value	Response %
● 4 – Strongly agree	5	34	170	45.95
● 3 – Agree	4	31	124	33.51
● 2 – Neutral	3	9	27	7.30
● 1 – Disagree	2	0	0	0.00
● 0 – Strongly disagree	1	0	0	0.00
Performance				86.76



Question	The institute/ teachers make efforts to inculcate soft skills, life skills and employ ability skills to make you ready for the world of work.			
Answer	Value	No. of response(s)	Response value	Response %
● 4 – To a great extent	5	36	180	48.65
● 3 – Moderate	4	34	136	36.76
● 2 – Some what	3	4	12	3.24
● 1 – Very little	2	0	0	0.00
● 0 – Not at all	1	0	0	0.00
Performance				88.65



Question	What percentage of teachers use ICT tools such as LCD projectors, Multimedia, etc. while teaching.			
Answer	Value	No. of response(s)	Response value	Response %
● 4 – Above 90%	5	41	205	55.41
● 3 – 70 – 89%	4	26	104	28.11
● 2 – 50 – 69%	3	5	15	4.05
● 1 – 30 – 49%	2	2	4	1.08
● 0 – Below 29%	1	0	0	0.00
Performance				88.65

Question	The overall quality of teaching-learning process in your institute is very good.			
Answer	Value	No. of response(s)	Response value	Response %
● 4 –Strongly agree	5	32	160	43.24
● 3 – Agree	4	33	132	35.68
● 2 – Neutral	3	8	24	6.49
● 1 – Disagree	2	1	2	0.54
● 0 – Strongly disagree	1	0	0	0.00
Performance				85.95



Interpretation and Action Taken

Enter interpretation and action taken for this feedback.